

Academic Support Center 2016-2017 Fast Facts

Staffing

<u>Position</u>	<u>Count</u>
SI Leaders	27
Peer Tutors	31
Senior and FT Learning Specialists	19
Coordinators	3
Associate Director and Admin Assistant	2

6 Locations on 5 different campuses

College Profile

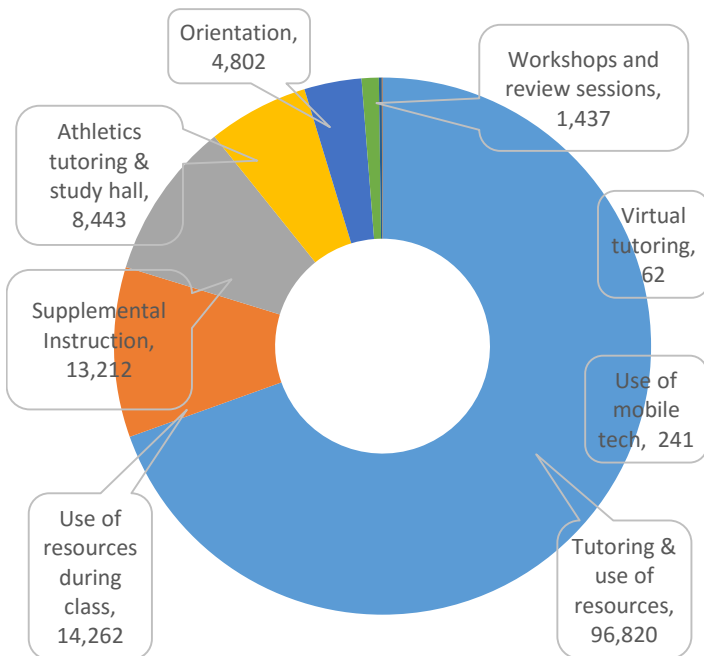
- Headcount: 25,668
- FTE: 11,658
- Dual Enrolled: 2,279
- Serve students primarily from Volusia and Flagler counties
- 34% capture rate from area high schools
- 74% of students receiving financial aid

Student Attendance

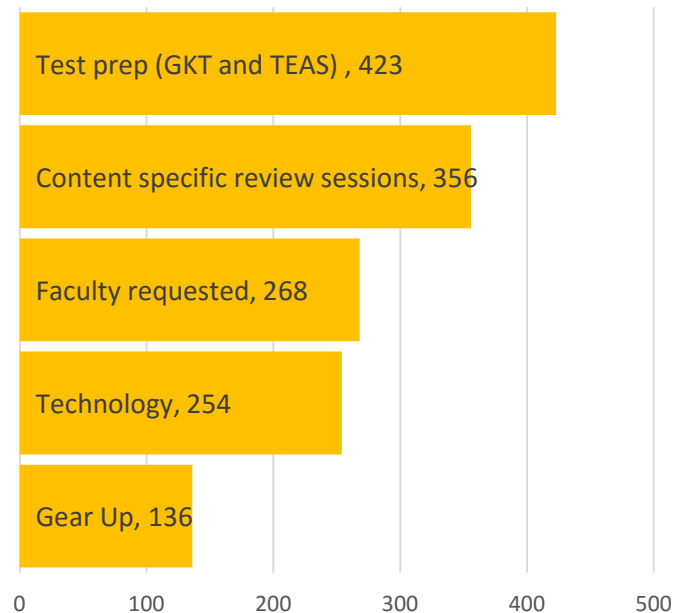
Unique	10,487	Average visits per term	7
Duplicated	139,279	Average no. of hrs. per term	8

Unique visits as a % of college headcount: 41%

DUPLICATED ATTENDANCE PER SERVICE



WORKSHOPS BREAKDOWN

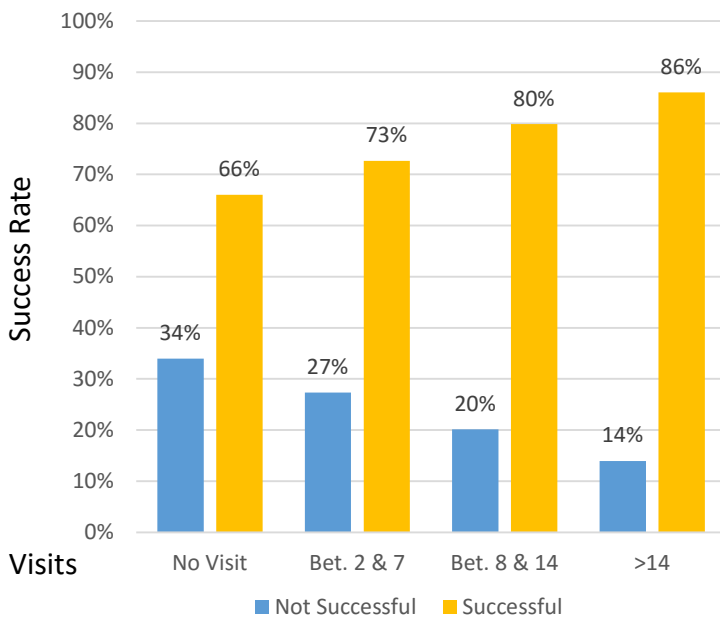


The ASC provides **GKT test prep (Education)** and **TEAS test prep (Nursing & Radiography)** to help students get into the programs. **Gear-Up** workshops are college experience and content-specific boot camps that are offered at the beginning of the semester to help prepare students for their classes. All **workshops** and **review sessions** are **available upon request** or as scheduled throughout the semester. To request a workshop or review session: daytonastate.edu/ASC.

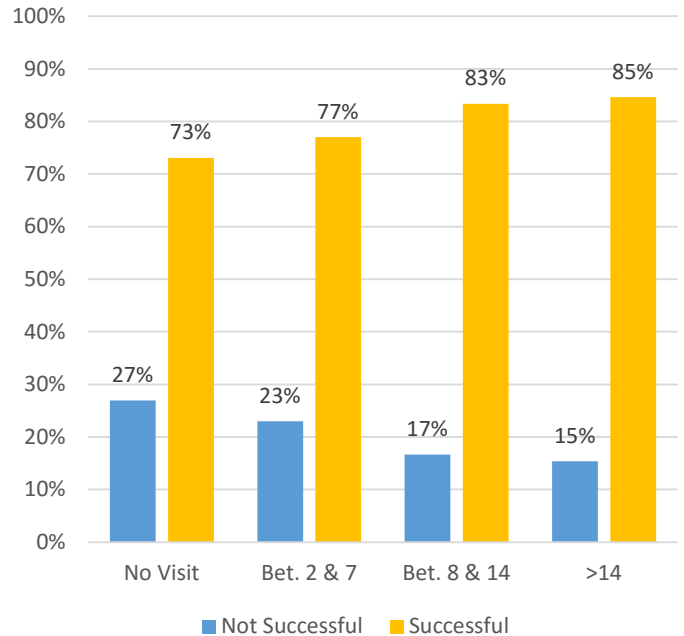
Academic Support Center 2016-2017 Fast Facts

Success Rate per Number of Visits (FA16)

MATH COURSES



SCIENCE COURSES



What students are saying about the ASC...

94% said they understood the materials better after tutoring

96% are satisfied or very satisfied with overall tutoring support

"I am so grateful of the attentiveness I have gotten from some of the tutors who have helped me. I don't know that I could have gotten this far without their help."

"I did better in my assignments after coming to the ASC."

"I love that we have the freedom to study and socialize at the same time. There are enough computers for everyone. If you ask a tutor or someone who works in the ASC for help, they're always right on it. :)"



DaytonaState.edu/ASC



@DSCASC



Daytona State College
Academic Support Center

Academic Support Center 2016-2017 Fast Facts

Supplemental Instruction (SI)

SI Peer-Led Course/Section	FA16	SP17	SU17
# of Unique Faculty	24	27	15
# of Unique Courses	17	17	14
# of Sections	50	64	18
Total # of Unique Students Attended	806	860	612
% of Enrollment with Attendance (SI Sections only)	45%	45%	64%
Total Contact Hours	6,350	6,308	2,355
Total Duplicated Attendance	5,676	5,578	1,958
Success Rate Attended SI Session	78%	81%	91%
Success Rate Didn't Attend	59%	66%	76%
Difference Success Rate (Attended/Didn't Attend)	19%	15%	15%
GPA Attended	2.87	2.74	3.06
GPA Didn't Attend	2.07	2.13	2.49
Difference GPA (Attended/Didn't Attend)	0.80	0.61	.57

Provided SI to:

- 54%** of FT Math Faculty (15)
- 57%** of FT Science Faculty (12)
- 30%** of FT World Languages (3)

Other SI Facts

On average, **45%** of students enrolled in SI sections **attend SI sessions**

Over the past 6 major semesters, students who attend SI show **18% higher success rates** than those who do not attend SI.

What students are saying about the SI program...

“The SI leader is very helpful. He knows a lot about the course and he explains problems in a very simple, easy-to-understand way.”

“The SI session is amazing! The worksheets are very helpful study tools and the SI leader explains concepts in a way that everyone understands.”

“The SI leader has gone above and beyond to help me. I do not ever feel embarrassed or fearful if I do not know what's going on. SI has helped me tremendously!”



DaytonaState.edu/ASC



@DSCASC



Daytona State College
Academic Support Center