

ASSESSMENT DAY

College of Arts and Sciences

Mike Curb College of Music, Entertainment and Art

March 30, 2018

Strengths

Challenges

Recommendations

Academic Assessment

	LEVEL	FOCUS	CONDUCTED BY	FREQUENCY
Academic Success Committee	Program	<ul style="list-style-type: none"> Quality of assessment practices 	Committee of peers	Years 1 & 2
Instructional Program Review	Program / Cluster	<ul style="list-style-type: none"> Enrollment, retention, completion Industry certifications and job placement Program budget and staffing Advisory committees Curriculum changes 	Committee of peers	Year 3
Assessment Day	Course/ Program	<ul style="list-style-type: none"> Enrollment by demographics Graduation and retention Average class size Course success rate Placement rate SLOs, PLOs and ILOs 	Program Chair and Faculty	Years 1, 2, 3

Programs

[0818 - Audio/Recording Technology](#)

[2209 - Music Production Technology \(Audio/Recording\)](#)

Last Assessment Day – Action Items

10/14/2016:

1. Remind Advisor on the Go that non-music majors have tuition assistance/scholarships available to offset cost of taking the course if Financial Aid doesn't cover it because of excess hours;
2. Continue working on alumni survey;
3. Professional Development on Autism in Spring 2017 Division meeting;
4. Review courses on website to add information or delete;
5. Information to advisors through Friday morning Student Enrollment cross-training;
6. Provide Add courses to learning assessment report for 2016-2017

Art Appreciation ARH1000

Course Learning Outcomes

CLO1: Analyze, synthesize, and recognize specific techniques in the plastic arts.

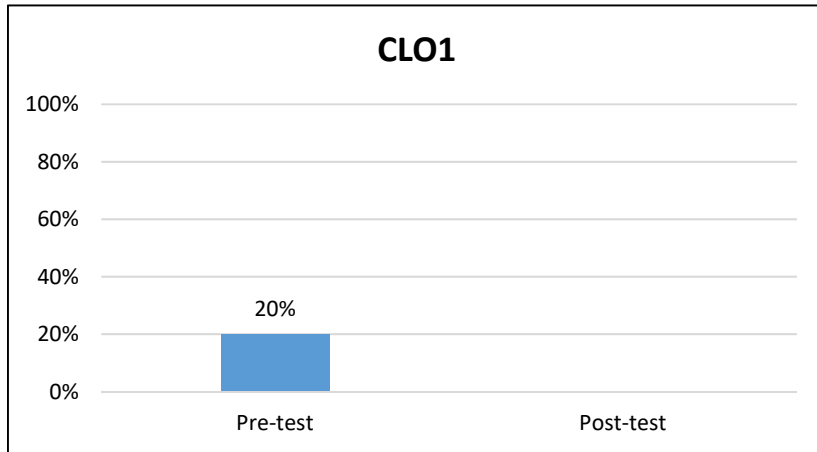
CLO2: Discuss outstanding artistic and social representatives from various historical eras.

CLO3: Critique specific artworks, using terminology learned in class.

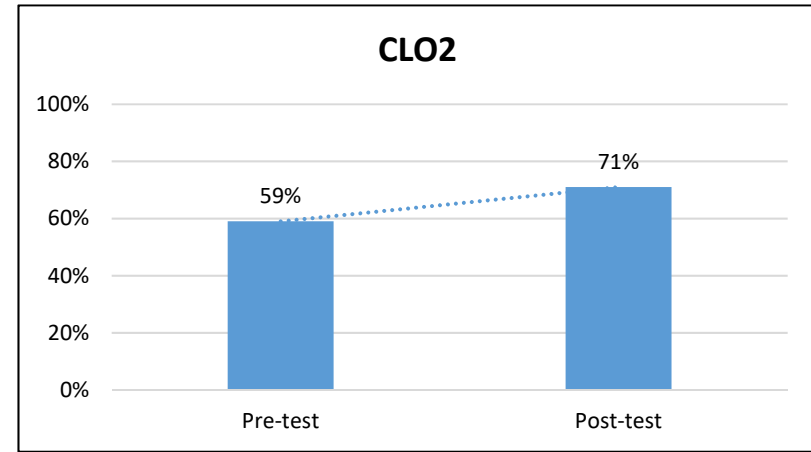
CLO4: Analyze visual examples of major artworks by observing and describing stylistic traits that are artistically consistent within each historical style period.

Art Appreciation ARH1000

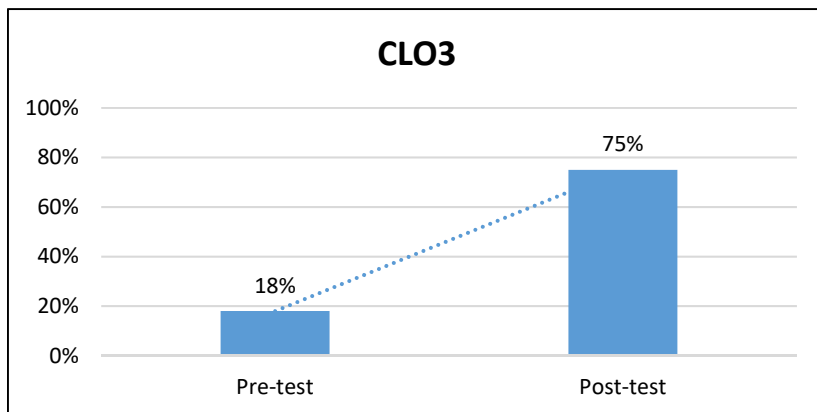
Course Learning Outcomes Results



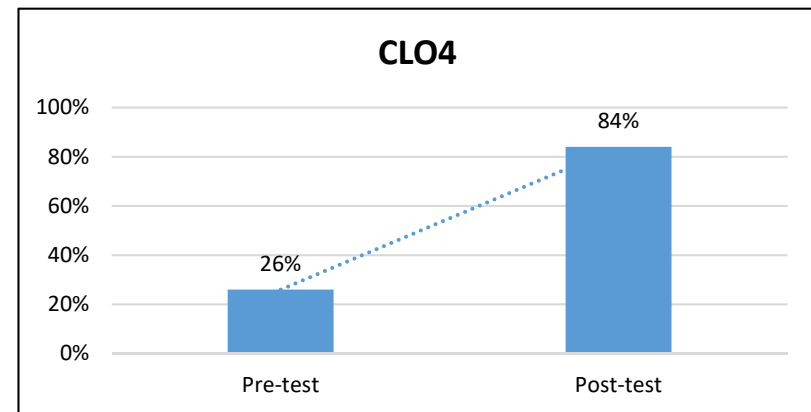
CLO1: Analyze, synthesize, and recognize specific techniques in the plastic arts.



CLO2: Discuss outstanding artistic and social representatives from various historical eras.



CLO3: Critique specific artworks, using terminology learned in class.



CLO4: Analyze visual examples of major artworks by observing and describing stylistic traits that are artistically consistent within each historical style period.

Music Appreciation MUL1010

Course Learning Outcomes

CLO1: Develop listening skills sufficient to identify specified aspects of medium, style and form through aural analysis of selected compositions.

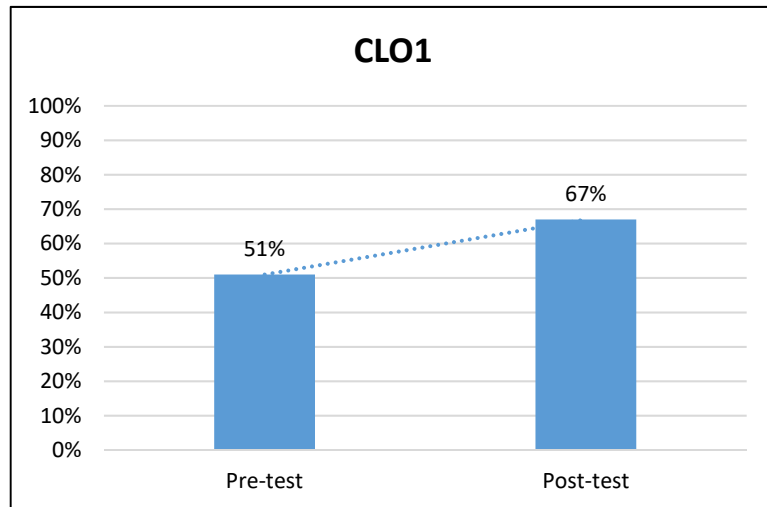
CLO2: Identify the chronological spans of the major stylistic periods in the history of Western music.

CLO3: Recognize and name important composers and compositions from the periods covered in the course.

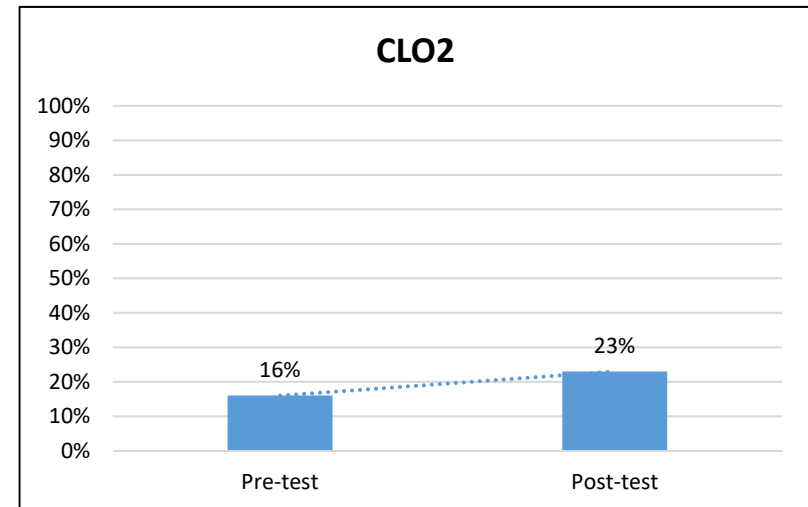
CLO4: Recognize aurally and cite characteristics common to the music of each period covered and employ appropriate musical terminology in written and oral discussions of the music, composers and concepts covered in the course.

Music Appreciation MUL1010

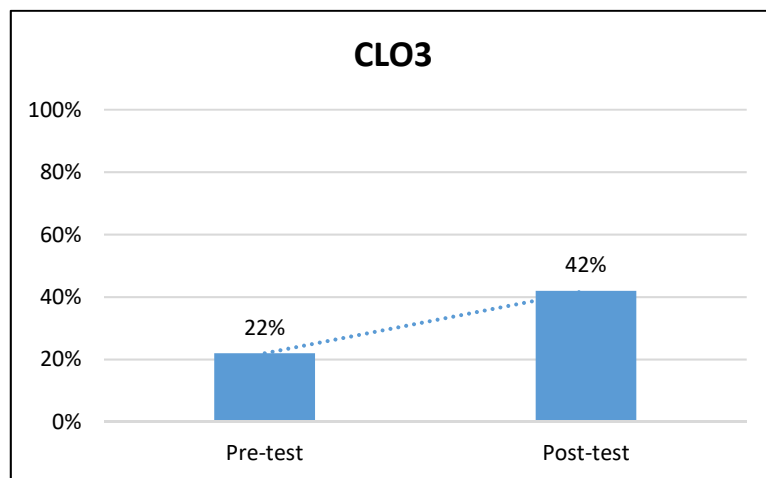
Course Learning Outcomes Results



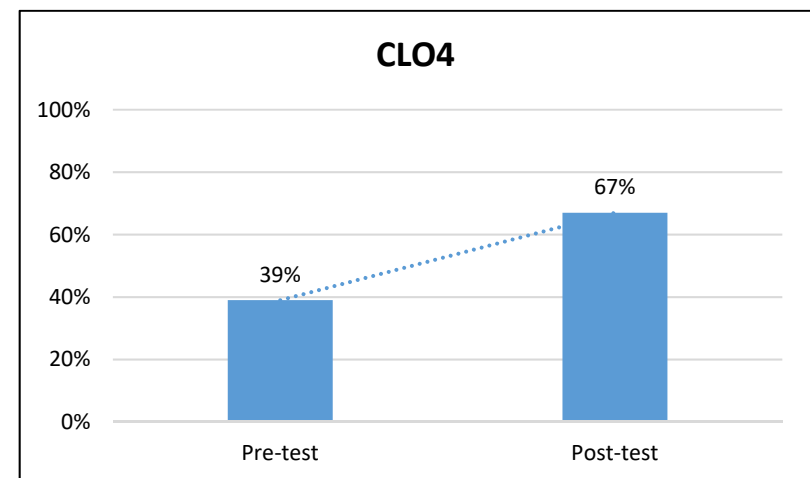
CLO1: Develop listening skills sufficient to identify specified aspects of medium, style and form through aural analysis of selected compositions.



CLO2: Identify the chronological spans of the major stylistic periods in the history of Western music.



CLO3: Recognize and name important composers and compositions from the periods covered in the course.



CLO4: Recognize aurally and cite characteristics common to the music of each period covered and employ appropriate musical terminology in written and oral discussions of the music, composers and concepts covered in the course.

Theatre Appreciation THE1000

Course Learning Outcomes

CLO1: Describe drama as one of the humanities. (1,3)

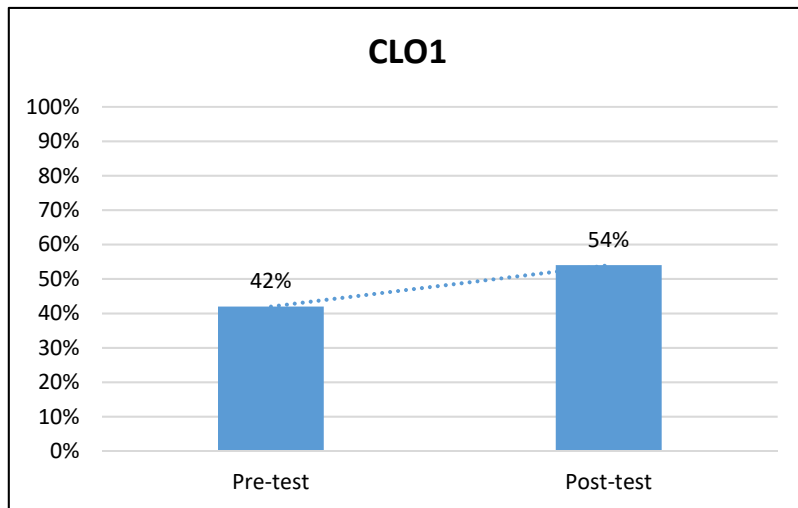
CLO2: Recognize the skills required of the various workers in the theatre. (3)

CLO3: Differentiate between a variety of dramatic types. (1,3)

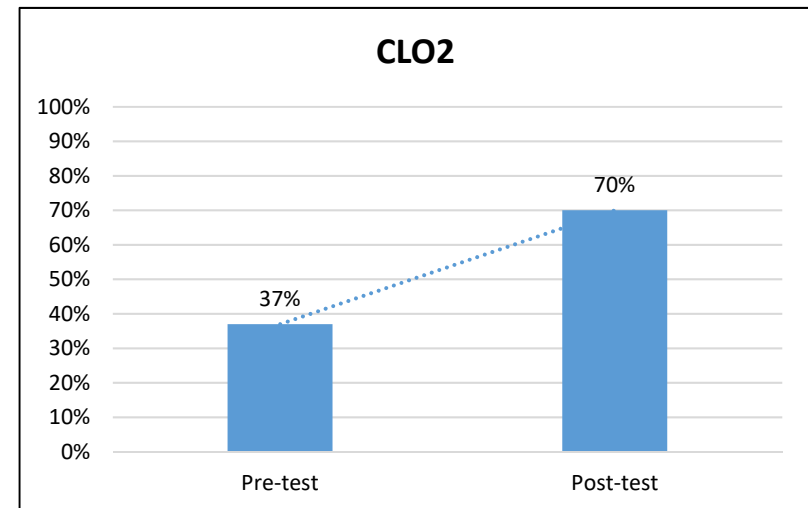
CLO4: Develop a perspective for reading, writing, and understanding theatre criticism. (1,3,4)

Theatre Appreciation THE1000

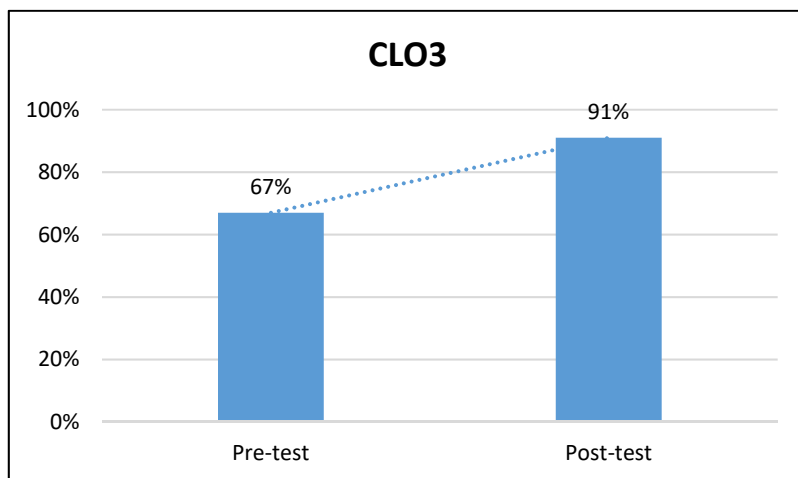
Course Learning Outcomes Results



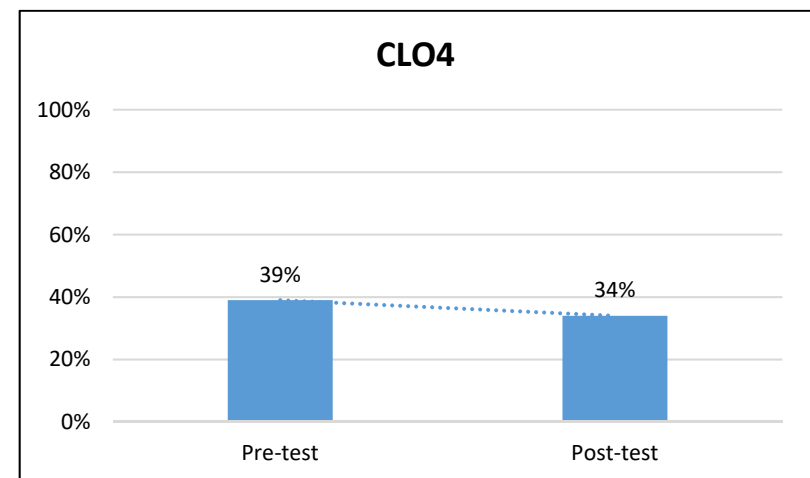
CLO1: Describe drama as one of the humanities.



CLO2: Recognize the skills required of the various workers in the theatre.



CLO3: Differentiate between a variety of dramatic types.



CLO4: Develop a perspective for reading, writing, and understanding theatre criticism.

Music Production Technology #2209 Audio/Recording Technology #0818 Program Learning Outcomes

Graduates of the program will be able to:

PO1: Demonstrate a broad-based knowledge of music production technology.

PO2: Demonstrate the ability to work in cohesive teams.

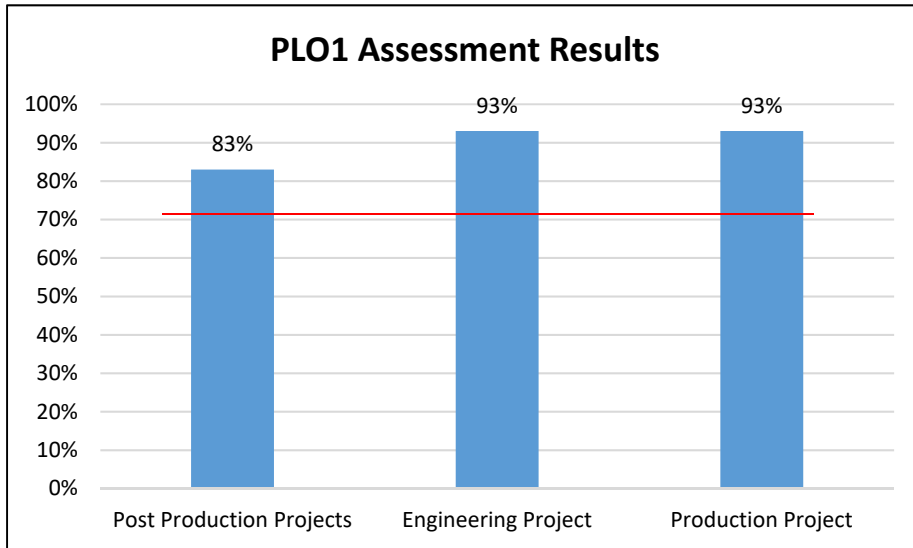
PO3: Demonstrate organizational and leadership skills through audio-related service learning .

PO4: Demonstrate proficiency in the application of practical audio engineering skills.

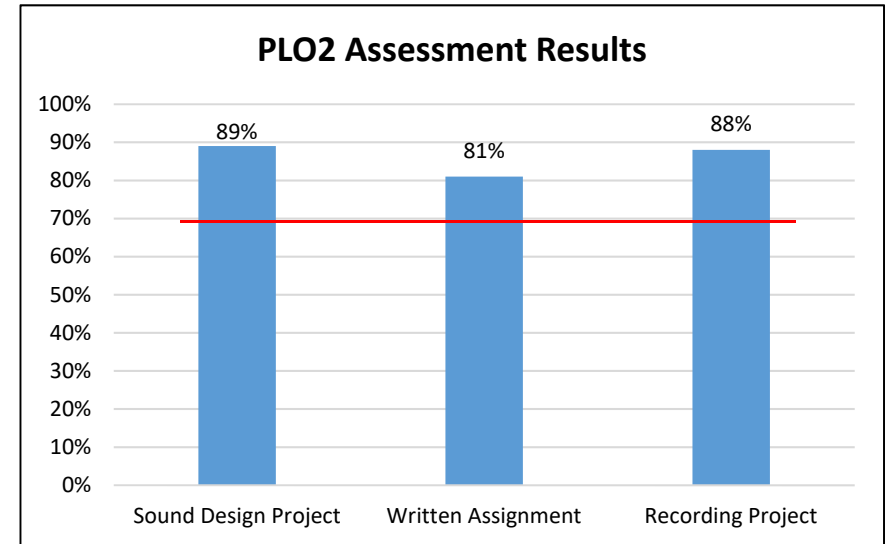
PO5: Apply theoretical and technical problem solving skills in audio engineering.

Assessment Data 2016-2017

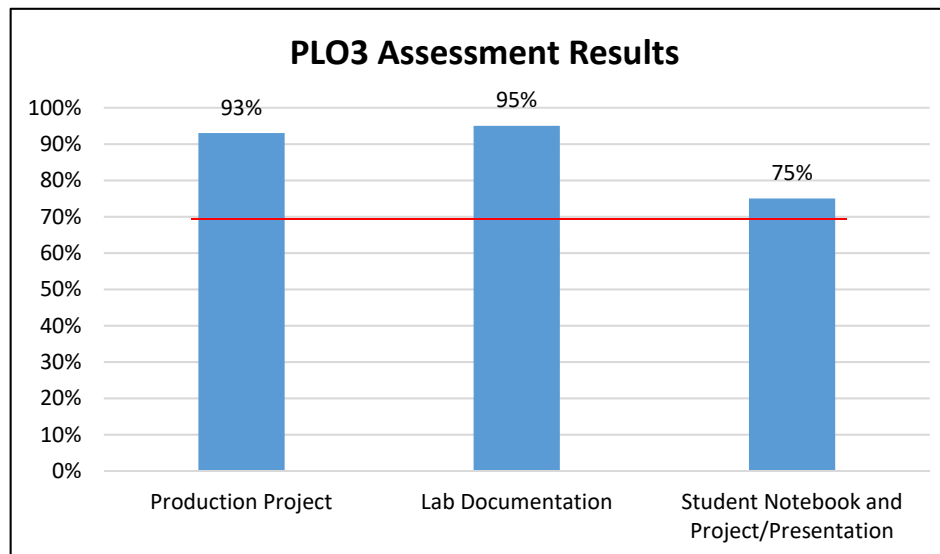
Program Learning Outcomes Results



PLO1: Demonstrate a broad-based knowledge of music production technology.
Target: 70% of students achieving 75% or higher in all assessment measures



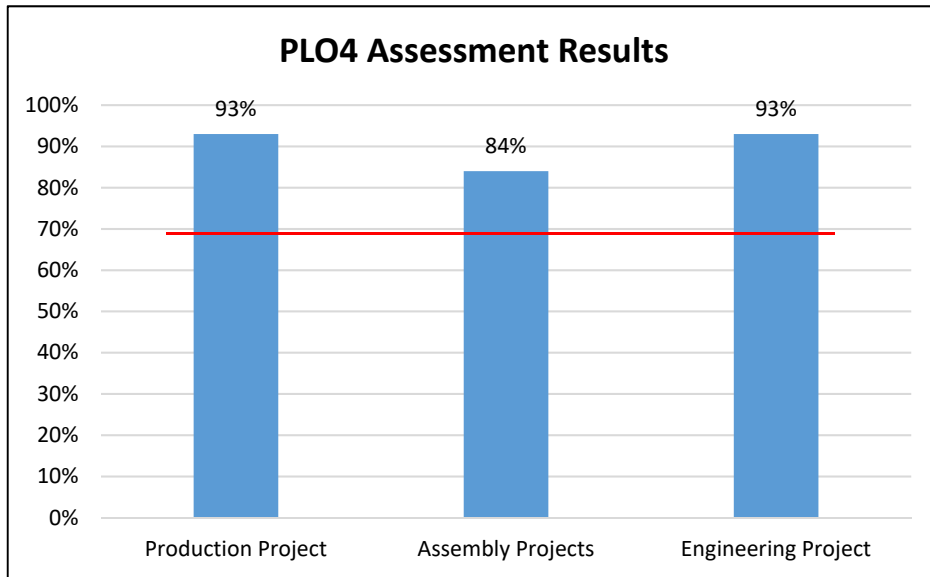
PLO2: Demonstrate the ability to work in cohesive teams. *Target: 70% of students achieving 75% or higher in all assessment measures*



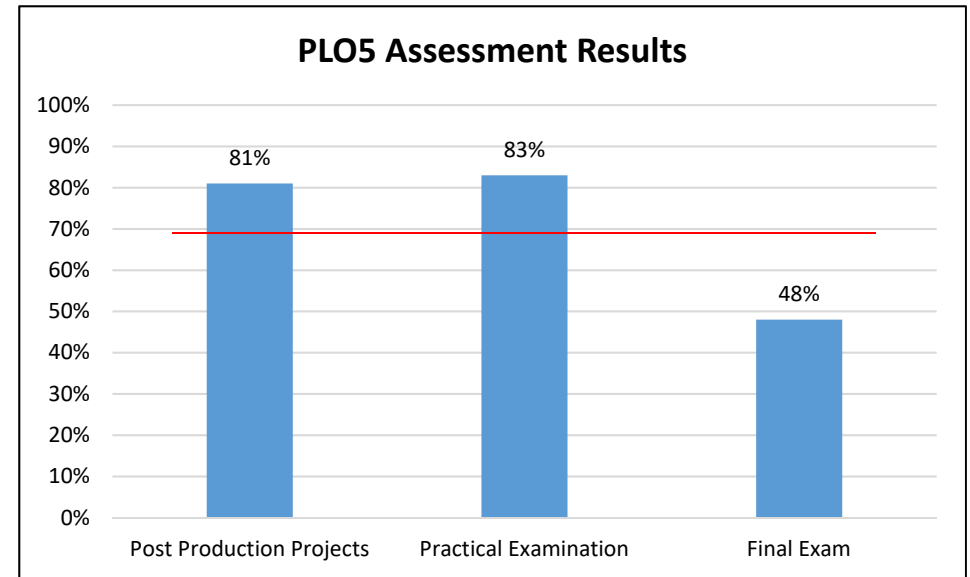
PLO3: Demonstrate organizational and leadership skills through audio-related service learning. *Target: 70% of students achieving 75% or higher in all assessment measures*

Assessment Data 2016-2017

Program Learning Outcomes Results



PLO4: Demonstrate proficiency in the application of practical audio engineering skills. *Target: 70% of students achieving 75% or higher in all assessment measures*



PLO5: Apply theoretical and technical problem solving skills in audio engineering. *Target: 70% of students achieving 75% or higher in all assessment measures*

Assessment Data 2015-2016 and 2016-2017 Program and Institutional Learning Outcomes

Program	Critical/ Creative Thinking		Communication		Cultural Literacy		Information and Technical Literacy	
	2015-16	2016-17	2015-16	2016-17	2015-16	2016-17	2015-16	2016-17
0818 - Audio/ Recording Technology	62%	89%	93%	93%	98%	83%-89%	91%	93%
2209 - Music Production Technology (Audio/ Recording)	62%	89%	93%	93%	98%	83%-89%	91%	93%

Course Success Rates (1 of 5)


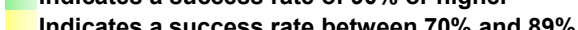
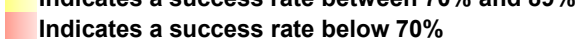
Major and Associated Courses		2013-2014		2014-2015		2015-2016		2016-2017	
		Attempted	% Successful	Attempted	% Successful	Attempted	% Successful	Attempted	% Successful
2209 - MUSIC TECHNOLOGY/ AUDIO RECORDING	MUM1610	98	72%	113	65%	100	70%	93	62%
	MUM1622	71	69%	74	65%	64	72%	49	67%
	MUM2600	56	91%	47	70%	58	72%	53	77%
	MUM2601	48	63%	37	76%	36	83%	36	81%
	MUM2603	41	88%	39	74%	39	72%	35	77%
	MUM2607	29	90%	23	87%	32	88%	19	84%
	MUM2609	33	76%	37	76%	32	97%	30	97%
	MUM2611	34	88%	26	81%	35	77%	21	67%
	MUM2640	29	83%	25	88%	33	88%	19	84%
	MUM2677	24	83%	16	94%	22	68%	12	67%
	MUM2700	47	74%	40	90%	38	79%	30	100%
	MUM2728	18	89%	8	100%	10	90%	16	100%
	MUM2730							7	100%
	Major	528	78%	485	75%	499	77%	420	77%

■ Indicates a success rate of 90% or higher
■ Indicates a success rate between 70% and 89%
■ Indicates a success rate below 70%

Course Success Rates (2 of 5)

Dept. and Associated Courses		2013-2014		2014-2015		2015-2016		2016-2017	
		Attempted	% Successful	Attempted	% Successful	Attempted	% Successful	Attempted	% Successful
MUSIC, ENTERTAINMENT & ARTS	ARH1000	1,292	86%	1,329	86%	1408	84%	1525	82%
	ARH2050	192	65%	189	66%	226	75%	225	70%
	ARH2051			1	100%	30	97%	32	78%
	ART1201	28	93%	15	93%	12	75%	28	86%
	ART1203	2	100%	8	88%			5	100%
	ART1300	164	82%	147	82%	96	77%	78	83%
	ART1301C	23	83%	25	80%	17	88%	25	96%
	ART1500	48	88%	47	77%	47	81%	26	85%
	ART1501	4	75%	8	88%	13	100%	6	83%
	ART1754	47	91%	36	94%	40	85%	38	87%
	ART2400C	9	78%					4	100%
	ART2752C	35	97%	42	83%	39	92%	26	77%
	ART2753C	1	100%	12	100%	8	100%	9	89%
	ART2755C	5	80%	10	100%	12	92%	6	100%
	DAA1100	21	86%	7	86%	12	83%	16	94%
	DAA1105	1	100%			1	100%		
	DAA1200			6	100%	4	100%	8	75%
	DAA1204			1	100%	3	100%		
	DAA1205					1	100%		
	DAA1500	12	83%	10	90%	4	100%		
DAA2101					3	100%	6	67%	
DAA2201							7	100%	
DAA2206					1	100%			
DAA2501	6	100%			1	100%			



 Indicates a success rate of 90% or higher
 Indicates a success rate between 70% and 89%
 Indicates a success rate below 70%

Course Success Rates (3 of 5)


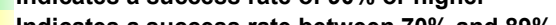

Dept. and Associated Courses		2013-2014		2014-2015		2015-2016		2016-2017		
		Attempted	% Successful	Attempted	% Successful	Attempted	% Successful	Attempted	% Successful	
MUSIC, ENTERTAINMENT & ARTS	DAA2640	5	60%	7	100%	7	71%	21	81%	↑
	DAN1100	91	58%	168	56%	129	82%	137	72%	
	DAN2740	30	90%	28	100%	28	100%			
	HUM2740							14	71%	
	MUH2110	13	92%	14	71%	14	79%			
	MUL1010	481	70%	452	61%	475	63%	492	62%	
	MUL2380	314	74%	320	82%	335	83%	223	78%	
	MUN1031	50	96%	63	92%	64	98%	76	92%	
	MUN1032	41	100%	35	86%	61	93%	47	94%	↑
	MUN1120	29	97%	49	96%	26	92%	28	86%	
	MUN1210	6	100%	10	100%	7	100%	12	100%	
	MUN1340	40	93%	26	92%	37	97%	20	100%	↑
	MUN1362	5	100%	3	100%	2	50%	11	100%	↑
	MUN1420	3	100%			2	100%			
	MUN1440	1	100%	7	100%	3	100%			
	MUN1480	7	86%	5	100%	6	83%	4	100%	↑
	MUN1710	27	89%	29	97%	17	88%	22	91%	
	MUN1711	12	83%	7	100%	11	82%	8	88%	↑
	MUN1720	12	92%	10	100%	6	100%	16	100%	
	MUN2420	1	100%	3	67%	2	100%			
	MUT1001	36	78%	40	60%	40	68%	62	71%	↑
	MUT1121	16	81%	27	85%	13	92%	14	93%	↑
	MUT1122	11	91%	21	90%	11	91%	12	83%	
MUT2126	10	90%	3	100%	12	92%	7	86%		
MUT2127	7	100%	2	100%	10	80%	5	100%	↑	
MVB1311	4	100%	2	100%	2	50%	4	100%		

Indicates a success rate of 90% or higher
 Indicates a success rate between 70% and 89%
 Indicates a success rate below 70%

Source: IR Program Assessment Data

Course Success Rates (4 of 5)

Dept. and Associated Courses		2013-2014		2014-2015		2015-2016		2016-2017	
		Attempted	% Successful	Attempted	% Successful	Attempted	% Successful	Attempted	% Successful
MUSIC, ENTERTAINMENT & ARTS	MVB1312			2	100%	1	100%		
	MVB1313			2	100%	2	50%		
	MVB2322					3	100%		
	MVB2323			2	50%	2	100%	1	0%
	MVK1111	60	53%	53	77%	56	73%	41	80%
	MVK1211	6	100%	5	100%	7	100%	8	100%
	MVK1311	10	90%	9	89%	12	100%	8	100%
	MVK2121	15	67%	19	63%	28	71%	14	93%
	MVK2221	1	100%			3	100%	1	100%
	MVK2321	1	100%	1	100%	4	100%	2	100%
	MVP1211					1	0%		
	MVP1311	5	100%	7	100%	7	86%		
	MVS1116	13	77%	17	88%	4	0%	15	100%
	MVS1214			1	100%	1	100%	1	100%
	MVS1216	8	63%	8	75%	12	83%	10	90%
	MVS1311	1	100%	2	100%	1	0%		
	MVS1312							1	100%
	MVS1313							1	100%
	MVS1314	9	100%	4	100%	4	100%	2	100%
MVS1316	10	100%	9	89%	16	94%	5	100%	

 Indicates a success rate of 90% or higher
 Indicates a success rate between 70% and 89%
 Indicates a success rate below 70%

Source: IR Program Assessment Data

Course Success Rates (5 of 5)


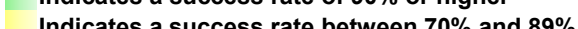
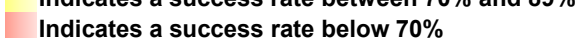
Dept. and Associated Courses		2013-2014		2014-2015		2015-2016		2016-2017	
		Attempted	% Successful	Attempted	% Successful	Attempted	% Successful	Attempted	% Successful
MUSIC, ENTERTAINMENT & ARTS	MVS2321	1	100%	1	100%	1	100%	1	100%
	MVS2324	1	100%	1	100%	1	100%		
	MVV1111	18	83%	11	91%	11	100%		
	MVV1211	18	89%	4	100%	4	100%	2	50%
	MVV1311	11	100%	27	96%	28	93%	18	100%
	MVV2221			2	100%	1	100%		
	MVV2321	11	100%	8	88%	10	100%	5	100%
	MVW1212					1	100%		
	MVW1311							2	100%
	MVW1312	2	100%	1	100%				
	MVW1315	4	100%	5	80%	1	100%	1	100%
	THE1000	272	79%	285	77%	305	75%	411	67%
	THE1035	38	89%	34	97%	16	81%	19	89%
	THE1036	23	100%	9	89%	11	91%	8	75%
	THE2037	6	100%	7	100%	4	100%	4	100%
	THE2038	1	100%	2	100%	6	100%		
	TPA2200	11	100%	7	86%	7	86%		
	TPP2120	14	93%	18	94%	12	100%	16	100%
	TPP2190	20	100%	18	100%	16	100%	22	100%
	TPP2300					9	89%		
Department	3,807	81%	3,848	80%	3,162	81%	3,924	78%	

■ Indicates a success rate of 90% or higher
■ Indicates a success rate between 70% and 89%
■ Indicates a success rate below 70%

Source: IR Program Assessment Data

Course Success Rates by Campus – Multiple Campus Only (1 of 2)

Department, Associated Courses and Campus		2013-2014		2014-2015		2015-2016		2016-2017		
		Attempted	% Successful	Attempted	% Successful	Attempted	% Successful	Attempted	% Successful	
Music, Entertainment & Arts	Daytona	604	88%	643	85%	553	81%	614	80%	
	Deland	157	90%	187	86%	160	89%	126	90%	
	ARH1000	Deltona	103	76%	90	82%	140	85%	128	78%
	Flagler/Palm Cst	184	78%	181	83%	206	83%	240	76%	
	New Smyrna Beach	97	88%	29	97%	38	84%	38	84%	
	Daytona	73	90%	71	85%	57	79%	49	92%	
	ART1300	Deltona							11	91%
	Deland	14	57%	8	88%	17	76%	12	58%	
	Flagler/Palm Cst					7	86%	6	50%	
	Daytona	48	88%	39	74%	20	85%			
	ART1500	Flagler/Palm Cst			8	88%	22	86%		
	New Smyrna Beach					5	40%			
	Daytona					8	100%			
	ART1501	Deltona					4	100%		
	Flagler/Palm Cst					1	100%			
	Daytona	119	75%	97	66%	106	68%	132	74%	
	MUL1010	Deland	72	92%	68	90%	71	83%	70	84%
	Flagler/Palm Cst	70	90%	79	80%	51	96%	34	53%	
	New Smyrna Beach					5	40%	12	58%	
	Daytona	226	69%	202	79%	205	84%	129	80%	
MUL2380	Deland	19	95%	13	92%	17	100%			
Deltona			66	86%	61	85%	39	87%		
Flagler/Palm Cst	69	84%	39	90%						
Daytona	25	84%	34	74%	33	76%				
Deland	35	83%	32	91%						
THE1000	Deltona	9	67%			27	89%	47	53%	
News-Journal Center								40	80%	
New Smyrna Beach					17	47%	34	85%		




 Indicates a success rate of 90% or higher
 Indicates a success rate between 70% and 89%
 Indicates a success rate below 70%

Excludes fully online courses.

Source: IR Program Assessment Data

Course Success Rates by Campus – Multiple Campus Only (2 of 2)

Department, Associated Courses and Campus			2013-2014		2014-2015		2015-2016		2016-2017	
			Attempted	% Successful	Attempted	% Successful	Attempted	% Successful	Attempted	% Successful
Music, Entertainment & Arts	MUL1120	Daytona					17	82%		
		News-Journal Center					11	91%		
	MUN1210	Daytona					8	100%		
		News-Journal Center					4	100%		
	MUN1710	Daytona					8	75%		
		News-Journal Center					14	100%		
	MUN1711	Daytona					5	80%		
		News-Journal Center					3	100%		
	MUT1001	Daytona					24	75%		
		News-Journal Center					38	68%		

 Indicates a success rate of 90% or higher
 Indicates a success rate between 70% and 89%
 Indicates a success rate below 70%

Excludes fully online courses.

Source: IR Program Assessment Data

Course Success Rates by Instructional Method – Multiple Methods Only

Department, Associated Courses and Instructional Method		2013-2014		2014-2015		2015-2016		2016-2017		
		Attempted	% Successful	Attempted	% Successful	Attempted	% Successful	Attempted	% Successful	
Music, Entertainment & Arts	Hybrid					102	79%	377	78%	
	ARH1000	Lecture	1,145	86%	1,130	85%	995	84%	769	81%
		Online	147	89%	199	92%	311	86%	379	88%
	ARH2050	Lecture	18	56%	20	80%	25	84%	24	67%
		Online	174	66%	168	64%	201	74%	201	70%
	ART1300	Lecture	87	85%	79	85%	81	79%		
		Online	77	79%	68	79%	15	67%		
	DAN1100	Lecture	71	65%	36	58%	29	83%	23	83%
		Hybrid							19	79%
		Online	20	35%	132	55%	100	82%	95	68%
	MUL1010	Lecture	261	84%	244	77%	233	78%	213	77%
		Hybrid							34	53%
		Online	220	53%	208	43%	242	49%	244	50%
	MUN1120	Lecture								
		Open Lab	29	97%	49	96%				
	MUN2380	Lecture					283	86%	155	80%
	Hybrid							13	100%	
	Online					52	67%	55	67%	
THE1000	Hybrid					44	73%	81	67%	
	Lecture	69	81%	66	82%	33	76%	40	80%	
	Online	203	78%	219	75%	228	75%	290	66%	
DSC	Hybrid		82%		84%		82%		81%	
	Lecture		77%		78%		80%		81%	
	Online		75%		76%		78%		76%	

Indicates a success rate of 90% or higher
 Indicates a success rate between 70% and 89%
 Indicates a success rate below 70%

Source: IR Program Assessment Data

Course Success - Multiple Sessions or Sub-sessions Only (1 of 6)

Major, Associated Courses and Sub-session				2013-2014		2014-2015		2015-2016		2016-2017	
				Attempted	% Successful	Attempted	% Successful	Attempted	% Successful	Attempted	% Successful
2209 - MUSIC TECHNOLOGY/AUDIO RECORDING	MUM1610	FA Full term	59	80%	70	67%	61	72%	58	71%	
		SP Full term	39	62%	43	63%	39	67%	35	49%	
	MUM1622	FA Full term	41	76%	44	66%	40	75%	30	67%	
		SP Full term	30	60%	30	63%	24	67%	19	68%	
	MUM2600	FA Full term	22	86%	11	73%	18	78%	22	77%	
		SP Full term	34	94%	36	69%	40	70%	31	77%	
	MUM2601	FA Full term	26	69%	25	76%	26	81%	20	85%	
		SP Full term	22	55%	12	75%	10	90%	16	75%	
	MUM2603	FA Full term	21	90%	16	75%	20	80%	15	73%	
		SP Full term	20	85%	23	74%	19	63%	20	80%	
	MUM2607	FA Full term	17	82%	11	91%	10	100%	11	82%	
		SP Full term	12	100%	12	83%	22	82%	8	88%	
	MUM2609	FA Full term	13	69%	19	68%	21	100%	10	100%	
		SP Full term	20	80%	18	83%	11	91%	20	95%	
	MUM2611	FA Full term	19	89%	12	75%	18	67%	10	70%	
		SP Full term	15	87%	14	86%	17	88%	11	64%	
	MUM2640	FA Full term	17	82%	12	92%	11	91%	11	82%	
		SP Full term	12	83%	13	85%	22	86%	8	88%	
	MUM2677	FA Full term	12	92%	7	100%	7	71%	8	63%	
		SP Full term	12	75%	9	89%	15	67%	4	75%	
MUM2700	FA Full term	19	74%	21	86%	19	79%	15	100%		
	SP Full term	20	65%	19	95%	19	79%	15	100%		

■ Indicates a success rate of 90% or higher
■ Indicates a success rate between 70% and 89%
■ Indicates a success rate below 70%

Source: IR Program Assessment Data

Course Success - Multiple Sessions or Sub-sessions Only (2 of 6)

Major, Associated Courses and Sub-session			2013-2014		2014-2015		2015-2016		2016-2017			
			Attempted	% Successful	Attempted	% Successful	Attempted	% Successful	Attempted	% Successful		
Music, Entertainment & Arts	ARH1000	A term					53	92%	115	87%	↑	
		FA B term			48	90%	53	85%	91	78%		
		Full term	612	85%	572	87%	517	85%	528	81%		
	SP	A term					52	83%	122	93%		
		B term	49	84%	48	94%	155	78%	151	67%		
		Full term	501	86%	509	82%	461	82%	279	79%		
	SU	Full term	130	92%	152	91%	117	94%	239	91%		
	ARH2050	FA	B term	30	63%	31	71%	40	68%	43		63%
			Full term	57	77%	59	63%	65	85%	65		69%
		SP	B term	46	50%	42	67%	49	67%	39		56%
			Full term	39	67%	39	64%	40	80%	39		85%
		SU	Full term	20	60%	18	67%	32	69%	39		77%
	ART1201	FA	Full term	17	94%	15	93%	3	100%	13		85%
		SP	Full term	11	91%			27	96%	15		87%
	ART1300	FA	Full term	67	88%	62	77%	25	68%	37		78%
		SP	Full term	72	78%	66	85%	56	84%	41		88%
		SU	Full term	25	80%	19	89%	15	67%			
	ART1301	FA	Full term	8	100%	9	89%	4	100%	13		92%
		SP	Full term	15	73%	16	75%	13	85%	12		100%
	ART1500	FA	Full term	25	88%	22	73%	34	79%	13		92%
SP		Full term	23	87%	25	80%	13	85%	13	77%		
ART1501	FA	Full term	3	67%	3	67%	4	100%	2	100%		
	SP	Full term	1	100%	5	100%	9	100%	4	75%		
ART1754	FA	Full term	20	100%	22	95%	19	89%	15	87%		
	SP	Full term	27	85%	14	93%	21	81%	23	87%		
ART2752	FA	Full term	9	100%	21	76%	19	89%	13	92%		
	SP	Full term	26	96%	21	90%	20	95%	13	62%		
ART2753	FA	Full term			7	100%	3	100%	3	67%		
	SP	Full term	1	100%	5	100%	5	100%	6	100%		
ART2755	FA	Full term			4	100%	5	80%	4	100%		
	SP	Full term	5	80%	6	100%	7	100%	2	100%		
DAA1100	FA	Full term	6	100%			5	60%	9	89%		
	SP	Full term	15	80%	7	86%	7	100%	7	100%		

Indicates a success rate of 90% or higher
 Indicates a success rate between 70% and 89%
 Indicates a success rate below 70%

Course Success - Multiple Sessions or Sub-sessions Only (3 of 6)

Major, Associated Courses and Sub-session				2013-2014		2014-2015		2015-2016		2016-2017	
				Attempted	% Successful	Attempted	% Successful	Attempted	% Successful	Attempted	% Successful
Music, Entertainment & Arts	DAA1200	FA	Full term							6	83%
		SP	Full term			6	100%			2	50%
	DAA2101	FA	Full term					1	100%		
		SP	Full term					2	100%		
	DAA2201	FA	Full term							2	100%
		SP	Full term							5	100%
	DAA2640	FA	Full term	1	0%	4	100%	4	75%	3	100%
		SP	Full term	4	75%	3	100%	3	67%	18	78%
	DAN1100	FA	B term			34	56%			11	73%
			Full term	33	67%	61	51%	48	90%	38	68%
		SP	Full term	50	46%	47	57%	41	66%	64	73%
			SU	Full term	8	100%	26	65%	40	90%	24
	DAN2740	FA	Full term	16	81%	14	100%	8	100%		
		SP	Full term	14	100%	14	100%	20	100%		
	MUL1010	FA	A term	46	46%	48	56%	51	47%	49	53%
			B term	44	61%	43	28%	49	41%	55	55%
			Full term	118	86%	101	77%	114	84%	133	74%
		SP	A term	46	46%	42	55%	51	55%	50	48%
			B term	48	54%	45	36%	57	51%	67	49%
			Full term	119	78%	134	76%	100	72%	93	73%
SU	Full term	60	75%	39	49%	53	60%	45	51%		
MUL2380	FA	B term							55	67%	
		Full term	133	75%	162	83%	140	84%	64	83%	
	SP	A term							13	100%	
		B term					52	67%			
	Full term	120	63%	89	78%	63	81%	64	78%		
	SU	Full term	61	93%	69	86%	80	91%	27	78%	
MUN1031	FA	Full term	26	96%	27	93%	29	100%	35	91%	
	SP	Full term	24	96%	27	93%	31	97%	32	91%	
	SU	Full term			9	89%	4	100%	9	100%	
MUN1032	FA	Full term	21	100%	16	81%	24	92%	22	95%	
	SP	Full term	20	100%	19	89%	30	93%	20	90%	
	SU	Full term					7	100%	5	100%	

Indicates a success rate of 90% or higher




Indicates a success rate between 70% and 89%

Indicates a success rate below 70%

Source: IR Program Assessment Data

Course Success - Multiple Sessions or Sub-sessions Only (4 of 6)

Major, Associated Courses and Sub-session				2013-2014		2014-2015		2015-2016		2016-2017	
				Attempted	% Successful	Attempted	% Successful	Attempted	% Successful	Attempted	% Successful
Music, Entertainment & Arts	MUN1120	FA	Full term	16	94%	25	100%	12	92%	17	82%
		SP	Full term	13	100%	24	92%	14	93%	11	91%
	MUN1210	FA	Full term	2	100%	6	100%	4	100%	8	100%
		SP	Full term	4	100%	4	100%	3	100%	4	100%
	MUN1340	FA	Full term	26	96%	16	88%	19	100%	8	100%
		SP	Full term	14	86%	10	100%	18	94%	12	100%
	MUN1440	FA	Full term			5	100%	2	100%		
		SP	Full term	1	100%	2	100%	1	100%		
	MUN1480	FA	Full term	4	75%	3	100%	3	100%	2	100%
		SP	Full term	3	100%	2	100%	3	67%	2	100%
	MUN1710	FA	Full term	11	100%	13	100%	8	88%	8	75%
		SP	Full term	12	83%	12	92%	4	75%	4	100%
		SU	Full term	4	75%	4	100%	5	100%	10	100%
	MUN1711	FA	Full term	5	100%	2	100%	4	75%	5	80%
		SP	Full term	4	75%	3	100%	4	75%	1	100%
		SU	Full term	3	67%	2	100%	3	100%	2	100%
	MUN1720	FA	Full term	6	100%	7	100%	3	100%	8	100%
		SP	Full term	6	83%	3	100%	3	100%	8	100%
	MUT1001	FA	Full term	18	83%	22	64%	18	78%	24	75%
		SP	Full term	18	72%	18	56%	22	59%	38	68%
MVB1311	FA	Full term	2	100%	1	100%	1	100%	2	100%	
	SP	Full term	2	100%	1	100%	1	0%	2	100%	
MVB1313	FA	Full term			1	100%	1	100%			
	SP	Full term			1	100%	1	0%			
MVB2322	FA	Full term					1	100%			
	SP	Full term					2	100%			
MVB2323	FA	Full term			2	50%	1	100%			
	SP	Full term					1	100%			
MVK1111	FA	Full term	33	58%	27	81%	32	78%	30	80%	
	SP	Full term	27	48%	26	73%	24	67%	11	82%	

 Indicates a success rate of 90% or higher
 Indicates a success rate between 70% and 89%
 Indicates a success rate below 70%

Source: IR Program Assessment Data

Course Success - Multiple Sessions or Sub-sessions Only (5 of 6)

Major, Associated Courses and Sub-session				2013-2014		2014-2015		2015-2016		2016-2017	
				Attempted	% Successful	Attempted	% Successful	Attempted	% Successful	Attempted	% Successful
Music, Entertainment & Arts	MVK1211	FA	Full term	2	100%	1	100%	4	100%	1	100%
		SP	Full term	4	100%	4	100%	3	100%	7	100%
	MVK1311	FA	Full term	5	100%	5	80%	7	100%	4	100%
		SP	Full term	5	80%	4	100%	5	100%	4	100%
	MVK2121	FA	Full term	8	50%	4	50%	11	55%	6	100%
		SP	Full term	7	86%	15	67%	17	82%	8	88%
	MVK2221	FA	Full term					1	100%		
		SP	Full term	1	100%			2	100%		
	MVK2321	FA	Full term			1	100%	2	100%	1	100%
		SP	Full term	1	100%			2	100%	1	100%
	MVP1311	FA	Full term	3	100%	4	100%	5	80%		
		SP	Full term	2	100%	3	100%	2	100%		
	MVS1116	FA	Full term	5	60%	10	90%			10	100%
		SP	Full term	8	88%	7	86%			5	100%
	MVS1216	FA	Full term	4	25%	1	100%	3	33%	2	100%
		SP	Full term	3	100%	5	80%	3	100%	2	100%
		SU	Full term	1	100%	2	50%	6	100%	6	83%
	MVS1314	FA	Full term	5	100%	2	100%	2	100%		
		SP	Full term	4	100%	2	100%	2	100%		
	MVS1316	FA	Full term	5	100%	6	83%	10	90%	3	100%
SP		Full term	5	100%	3	100%	6	100%	2	100%	
MVV1111	FA	Full term	8	88%	6	100%	4	100%			
	SP	Full term	10	80%	5	80%	7	100%			

■ Indicates a success rate of 90% or higher
■ Indicates a success rate between 70% and 89%
■ Indicates a success rate below 70%

Course Success - Multiple Sessions or Sub-sessions Only (6 of 6)

Major, Associated Courses and Sub-session				2013-2014		2014-2015		2015-2016		2016-2017	
				Attempted	% Successful	Attempted	% Successful	Attempted	% Successful	Attempted	% Successful
MVV1211	FA	Full term	9	100%	3	100%	1	100%			
	SP	Full term	9	78%	1	100%	3	100%			
MVV1311	FA	Full term	7	100%	13	100%	14	100%	10	100%	
	SP	Full term	4	100%	14	93%	14	86%	8	100%	
MVV2321	FA	Full term	5	100%	3	100%	6	100%	2	100%	
	SP	Full term	6	100%	5	80%	4	100%	3	100%	
MVW1311	FA	Full term							1	100%	
	SP	Full term							1	100%	
MVW1312	FA	Full term	1	100%							
	SP	Full term	1	100%	1	100%					
MVW1315	FA	Full term	2	100%	2	100%					
	SP	Full term	2	100%	3	67%					
THE1000	FA	A term							38	82%	
		B term	26	65%	42	88%	66	64%	43	65%	
		Full term	71	82%	82	76%	77	82%	43	63%	
	SP	A term							41	51%	
		B term	35	86%	32	66%	48	73%	41	63%	
		Full term	49	71%	69	80%	73	73%	110	68%	
SU	Full term	91	81%	60	73%	41	88%	95	73%		
THE1035	FA	Full term	31	94%	14	93%					
	SP	Full term	7	71%	20	100%					
THE1036	FA	Full term	7	100%	3	100%	7	86%			
	SP	Full term	16	100%	6	83%	4	100%			
THE2037	FA	Full term	3	100%	7	100%	3	100%			
	SP	Full term	3	100%			1	100%			
THE2038	FA	Full term					4	100%			
	SP	Full term					2	100%			
TPP2190	FA	A term			3	100%			4	100%	
		B term					4	100%	9	100%	
		Full term	4	100%	2	100%	5	100%			
	SP	A term							2	100%	
		B term					3	100%	7	100%	
		Full term	10	100%	11	100%	2	100%			
SU	Full term	6	100%	2	100%	2	100%				

 Indicates a success rate of 90% or higher
 Indicates a success rate between 70% and 89%
 Indicates a success rate below 70%

Summer 2016 Grade Distribution (1 of 7)

Major	Course	2016-2017 (SU16, FA16, SP17)					
		Pass (A, B, C)	Fail (D, F)	FNs	Ws	W1s	Incs
MUSIC, ENTERTAINMENT & ARTS	ARH1000	217	11	6	5	0	0
	ARH2050	30	2	1	6	0	0
	DAN1100	18	1	4	1	0	0
	HUM2740	10	0	2	2	0	0
	MUL1010	23	12	3	7	0	0
	MUL2380	21	4	2	0	0	0
	MUN1031	9	0	0	0	0	0
	MUN1032	5	0	0	0	0	0
	MUN1710	10	0	0	0	0	0
	MUN1711	2	0	0	0	0	0
	MVS1216	5	0	0	1	0	0
	THE1000	69	11	6	9	0	0
	Total	419 (81.4%)	41 (8%)	24 (4.6%)	31 (6%)	0 (0%)	0 (0%)

Fall 2016 Grade Distribution (2 of 7)

Major	Course	2016-2017					
		Pass (A, B, C)	Fail (D, F)	FNs	Ws	W1s	Incs
2209 - MUSIC TECHNOLOGY/ AUDIO RECORDING	MUM1610	41	7	10	0	0	0
	MUM1622	20	7	2	1	0	0
	MUM2600	17	3	0	2	0	0
	MUM2601	17	1	1	1	0	0
	MUM2603	11	2	0	2	0	0
	MUM2607	9	1	0	1	0	0
	MUM2609	10	0	0	0	0	0
	MUM2611	7	3	0	0	0	0
	MUM2640	9	1	0	1	0	0
	MUM2677	5	2	0	1	0	0
	MUM2700	15	0	0	0	0	0
	MUM2730	7	0	0	0	0	0
	Total	168 (77.5%)	27 (12.4%)	13 (6%)	9 (4.1%)	0 (0%)	0 (0%)

Fall 2016 Grade Distribution (3 of 7)

Major	Course	2016-2017 (SU16, FA16, SP17)					
		Pass (A, B, C)	Fail (D, F)	FNs	Ws	W1s	Incs
MUSIC, ENTERTAINMENT & ARTS	ARH1000	600	83	30	21	0	0
	ARH2050	72	11	10	15	0	0
	ART1201C	11	0	0	2	0	0
	ART1300C	29	2	0	6	0	0
	ART1301C	12	0	1	0	0	0
	ART1500C	12	1	0	0	0	0
	ART1501C	2	0	0	0	0	0
	ART1754C	13	1	0	1	0	0
	ART2752C	12	0	1	0	0	0
	ART2753C	2	1	0	0	0	0
	ART2755C	4	0	0	0	0	0
	DAA1100	8	1	0	0	0	0
	DAA1200	5	1	0	0	0	0
	DAA2201	2	0	0	0	0	0
	DAA2640	3	0	0	0	0	0
	DAN1100	34	5	4	6	0	0
	MUL1010	155	28	26	28	0	0
	MUL2380	90	18	5	6	0	0
	MUN1031	32	0	1	2	0	0
	MUN1032	21	0	0	1	0	0
	MUN1120	14	2	0	1	0	0
	MUN1210	8	0	0	0	0	0
	MUN1340	8	0	0	0	0	0
	MUN1362	11	0	0	0	0	0
	MUN1480	2	0	0	0	0	0
	MUN1710	6	0	0	2	0	0
	MUN1711	4	0	0	1	0	0
	MUN1720	8	0	0	0	0	0
	MUT1001	18	3	2	1	0	0

Fall 2016 Grade Distribution (4 of 7)

Major	Course	2016-2017 (SU16, FA16, SP17)					
		Pass (A, B, C)	Fail (D, F)	FNs	Ws	W1s	Incs
MUSIC, ENTERTAINMENT & ARTS	MUT1121C	13	1	0	0	0	0
	MUT2126C	6	1	0	0	0	0
	MVB1311	2	0	0	0	0	0
	MVB2323	0	0	1	0	0	0
	MVK1111	24	2	2	2	0	0
	MVK1211	1	0	0	0	0	0
	MVK1311	4	0	0	0	0	0
	MVK2121	6	0	0	0	0	0
	MVK2321	1	0	0	0	0	0
	MVS1116	10	0	0	0	0	0
	MVS1214	1	0	0	0	0	0
	MVS1216	2	0	0	0	0	0
	MVS1312	1	0	0	0	0	0
	MVS1313	1	0	0	0	0	0
	MVS1316	3	0	0	0	0	0
	MVV1311	10	0	0	0	0	0
	MVV2321	2	0	0	0	0	0
	MVW1311	1	0	0	0	0	0
	THE1000	86	9	8	21	0	0
	THE1035	17	1	1	0	0	0
	THE1036	6	2	0	0	0	0
	THE2037	4	0	0	0	0	0
	TPP2190	13	0	0	0	0	0
	Total	1,412 (78.8%)	173 (9.6%)	92 (5.1%)	116 (6.5%)	0 (0%)	0 (0%)

Spring 2017 Grade Distribution (5 of 7)

Major	Course	2016-2017					
		Pass (A, B, C)	Fail (D, F)	FNs	Ws	W1s	Incs
2209 - MUSIC TECHNOLOGY/ AUDIO RECORDING	MUM1610	17	8	3	3	4	0
	MUM1622	13	6	0	0	0	0
	MUM2600	24	6	1	0	0	0
	MUM2601	12	3	0	1	0	0
	MUM2603	16	4	0	0	0	0
	MUM2607	7	1	0	0	0	0
	MUM2609	19	1	0	0	0	0
	MUM2611	7	4	0	0	0	0
	MUM2640	7	1	0	0	0	0
	MUM2677	3	1	0	0	0	0
	MUM2700	15	0	0	0	0	0
	MUM2728	16	0	0	0	0	0
	Total		156 (76.8%)	35 (17.2%)	4 (2%)	4 (2%)	4 (2%)

Major	Course	2016-2017 (SU16, FA16, SP17)					
		Pass (A, B, C)	Fail (D, F)	FNs	Ws	W1s	Incs
MUSIC, ENTERTAINMENT & ARTS	ARH1000	434	57	15	27	19	0
	ARH2050	55	8	5	5	5	0
	ARH2051	25	3	0	3	1	0
	ART1201C	13	1	0	0	1	0
	ART1203C	5	0	0	0	0	0
	ART1300C	36	1	0	3	1	0
	ART1301C	12	0	0	0	0	0
	ART1500C	10	0	0	3	0	0
	ART1501C	3	0	0	1	0	0
	ART1754C	20	3	0	0	0	0
	ART2400C	4	0	0	0	0	0
	ART2752C	8	4	0	1	0	0
	ART2753C	6	0	0	0	0	0
	ART2755C	2	0	0	0	0	0
	DAA1100	7	0	0	0	0	0
	DAA1200	1	0	1	0	0	0
	DAA2101	4	1	0	1	0	0
	DAA2201	5	0	0	0	0	0
	DAA2640	14	0	0	4	0	0
	DAN1100	47	5	0	12	0	0
	MUL1010	125	35	9	30	11	0
	MUL2380	63	3	7	4	0	0
	MUN1031	29	3	0	0	0	0
	MUN1032	18	1	0	1	0	0
	MUN1120	10	1	0	0	0	0
	MUN1210	4	0	0	0	0	0
	MUN1340	12	0	0	0	0	0
	MUN1480	2	0	0	0	0	0
	MUN1710	4	0	0	0	0	0
	MUN1711	1	0	0	0	0	0

Spring 2017 Grade Distribution (7 of 7)

Major	Course	2016-2017 (SU16, FA16, SP17)					
		Pass (A, B, C)	Fail (D, F)	FNs	Ws	W1s	Incs
MUSIC, ENTERTAINMENT & ARTS	MUN1720	8	0	0	0	0	0
	MUT1001	26	10	0	2	0	0
	MUT1122C	10	0	2	0	0	0
	MUT2127C	5	0	0	0	0	0
	MVB1311	2	0	0	0	0	0
	MVK1111	9	0	1	0	1	0
	MVK1211	7	0	0	0	0	0
	MVK1311	4	0	0	0	0	0
	MVK2121	7	0	0	1	0	0
	MVK2221	1	0	0	0	0	0
	MVK2321	1	0	0	0	0	0
	MVS1116	5	0	0	0	0	0
	MVS1216	2	0	0	0	0	0
	MVS1314	2	0	0	0	0	0
	MVS1316	2	0	0	0	0	0
	MVS2321	1	0	0	0	0	0
	MVV1211	1	0	0	1	0	0
	MVV1311	8	0	0	0	0	0
	MVV2321	3	0	0	0	0	0
	MVW1311	1	0	0	0	0	0
	MVW1315	1	0	0	0	0	0
	THE1000	122	26	15	14	15	0
	TPP2120C	16	0	0	0	0	0
TPP2190	9	0	0	0	0	0	
	Total	1,232 (76.2%)	162 (10%)	55 (3.4%)	113 (7%)	54 (3.3%)	0 (0%)

Average Class Size by Course (1 of 4)

Major and Associated Courses		2013-2014		2014-2015		2015-2016		2016-2017	
		Sections	Avg. Size	Sections	Avg. Size	Sections	Avg. Size	Sections	Avg. Size
2209 - MUSIC TECHNOLOGY/ AUDIO RECORDING	MUM1610	5	20	6	19	6	17	6	16
	MUM1622	4	18	4	19	4	16	4	12
	MUM2600	4	14	3	16	4	15	4	13
	MUM2601	4	12	4	9	3	12	3	12
	MUM2603	2	21	2	20	2	20	2	18
	MUM2607	2	15	2	12	2	16	2	10
	MUM2609	2	17	2	19	2	16	2	15
	MUM2611	2	17	2	13	2	18	2	11
	MUM2640	2	15	2	13	2	17	2	10
	MUM2677	2	12	2	8	2	11	2	6
	MUM2700	3	16	2	20	2	19	2	15
	MUM2728	1	18	1	8	1	10	1	16
	MUM2730							1	7
	Major	33	16	32	15	32	16	33	13

To prevent data from skewing, the following instructional methods are excluded: CL - Clinical, CO - Co-op, D - Directed Independent Stu, IN - Internship (BSED), JT - On Job Training, LB - Lab, OL - Open Lab, PL - Private/Performance

Average Class Size by Course (2 of 4)

Dept. and Associated Courses		2013-2014		2014-2015		2015-2016		2016-2017	
		Sections	Avg. Size	Sections	Avg. Size	Sections	Avg. Size	Sections	Avg. Size
MUSIC, ENTERTAINMENT & ARTS	ARH1000	41	32	43	31	42	34	41	37
	ARH2050	6	32	6	31	6	38	6	38
	ARH2051					1	27	1	32
	ART1201	2	14	1	15	1	12	2	14
	ART1203	1	2	1	8			1	5
	ART1300	8	21	8	18	7	14	7	11
	ART1301	2	12	2	13	2	9	2	13
	ART1500	4	12	4	12	5	9	2	13
	ART1501	2	2	3	3	4	3	2	3
	ART1754	6	8	8	5	8	5	6	6
	ART2752	6	6	8	5	8	5	6	4
	ART2753	1	1	6	2	5	2	2	5
	ART2755	2	3	5	2	7	2	2	3
	DAA1100	2	11	1	7	2	6	2	8
	DAA1200			1	6	1	4	2	4

To prevent data from skewing, the following instructional methods are excluded: CL - Clinical, CO - Co-op, D - Directed Independent Stu, IN - Internship (BSED), JT - On Job Training, LB - Lab, OL - Open Lab, PL - Private/Performance

Average Class Size by Course (3 of 4)

Dept. and Associated Courses		2013-2014		2014-2015		2015-2016		2016-2017	
		Sections	Avg. Size	Sections	Avg. Size	Sections	Avg. Size	Sections	Avg. Size
MUSIC, ENTERTAINMENT & ARTS	DAA2101					2	2	1	6
	DAA2201							2	4
	DAA2640	2	3	2	4	2	4	2	11
	DAN1100	6	15	6	28	5	26	6	23
	MUL1010	12	40	12	38	13	37	13	38
	MUL2380	9	35	10	32	10	34	10	22
	MUN1031	6	8	9	7	9	7	9	8
	MUN1032	7	6	6	6	7	9	6	8
	MUN1120	2	15	2	25	2	13	2	14
	MUN1210	2	3	2	5	2	4	2	6
	MUN1340	2	20	2	13	2	19	2	10
	MUN1362							1	11
	MUN1480	2	4	2	3	2	3	2	2
	MUN1710	3	9	3	10	3	6	2	6
	MUN1711	3	4	3	2	3	4	3	3
	MUN1720	2	6	2	5	2	3	2	8
	MUT1001	2	18	2	20	2	20	3	21
	MUT1121	1	16	1	27	1	13	1	14
	MUT1122	1	11	1	21	1	11	1	12

Average Class Size by Course (4 of 4)

Dept. and Associated Courses		2013-2014		2014-2015		2015-2016		2016-2017	
		Sections	Avg. Size	Sections	Avg. Size	Sections	Avg. Size	Sections	Avg. Size
MUSIC, ENTERTAINMENT & ARTS	MUT2126	1	10	1	3	1	12	1	7
	MUT2127	1	7			1	10	1	5
	MVB1311							2	2
	MVB2323							1	1
	MVK1111	7	9	6	9	6	9	5	8
	MVK1211							3	3
	MVK1311							4	2
	MVK2121	2	8	3	6	3	9	2	7
	MVK2221							1	1
	MVK2321							2	1
	MVS1116	2	7	2	9	1	4	2	8
	MVS1214							1	1
	MVS1216							2	2
	MVS1312							1	1
	MVS1313							1	1
	MVS1314							1	2
	MVS1316							2	3
	MVS2321							1	1
	MVV1211							1	2
	MVV1311							4	5
	MVV2321							3	2
	MVW1311							2	1
	MVW1315							1	1
	THE1000	13	21	10	29	10	31	13	32
	THE1035	3	13	2	17	1	16	1	19
	THE1036	2	12	2	5	2	6	1	8
	THE2037	2	3	1	7	2	2	1	4
	TPP2120	1	14	1	18	1	12	1	16
	TPP2190	5	4	5	4	5	3	4	6
	Department	209	18	213	18	220	17	252	17

Average Class Size by Instructional Method – Multiple Methods Only

Dept., Associated Courses and Instructional Method			2013-2014		2014-2015		2015-2016		2016-2017	
			Sections	Avg. Size	Sections	Avg. Size	Sections	Avg. Size	Sections	Avg. Size
Music, Entertainment & Arts	ARH1000	Hybrid					3	34	10	38
		Lecture	38	30	39	29	33	30	24	32
		Online	3	49	4	50	6	52	7	54
	ARH2050	Lecture	1	18	1	20	1	25	1	24
		Online	5	35	5	34	5	40	5	40
	DAN1100	Lecture	5	14	2	18	2	15	2	12
		Hybrid							1	19
		Online	1	20	4	33	3	33	3	32
	MUL1010	Lecture	7	37	7	35	8	29	7	30
		Hybrid							1	34
		Online	5	44	5	42	5	48	5	49
	MUL2380	Lecture					9	31	8	19
		Hybrid							1	13
		Online					1	52	1	55
	THE1000	Hybrid					3	15	4	20
		Lecture	7	10	4	17	2	17	2	20
	Online	6	34	6	37	5	46	7	41	

College Total

Instructional Method	2013-2014 Avg. Size	2014-2015 Avg. Size	2015-2016 Avg. Size	2016-2017 Avg. Size
Hybrid	22	22	21	23
Lecture	23	22	22	21
Online	28	29	30	30

To prevent data from skewing, the following instructional methods are excluded: CL - Clinical, CO - Co-op, D - Directed Independent Stu, IN - Internship (BSED), JT - On Job Training, LB - Lab, OL - Open Lab, PL - Private/Performance

Graduation Rates

Major	First Fall Term in Major		Graduation			
	Fall Term	# Students	Graduated within 150% Time	Graduation Rate	Graduated within 200% Time	Graduation Rate
0818- Audio/Recording Tech	FA13	0				
	FA14	0				
	FA15 – 200% in progress	7	3	43%	3	43%
	FA16 – in progress	0				
2209- Music Production Technology (Audio/Recording)	FA11	43	3	7.0%	3	7.0%
	FA12	47	7	15%	9	19%
	FA13 – 200% in progress	65	11	24%	16	36%

College average (150%- 57.3%, 200%- 63.3%)

Fall terms include prior Summer term enrollment in major.

Graduation within 200% time includes graduates within 150% time.

MUN1610 and MUN1622 were used as starting point.

Source: IR Program Assessment Data

Retention Rates

Major	Cohort Year	Registered	Exclusions	Adjusted Cohort	Retained by DSC		Retained by Program		Total Retained
					N	%	N	%	%
0818- AUDIO/ RECORDING TECHNOLOGY	2011	3	0	3	1	33.33%	0	0.00%	33.33%
	2013	1	0	1	0	0.00%	1	100.00%	100.00%
	2014	2	0	2	0	0.00%	1	50.00%	50.00%
	2015	45	9	36	13	36.11%	2	5.56%	41.67%
2209- MUSIC TECHNOLOGY/ AUDIO RECORDING	2012	160	10	150	12	7.84%	69	45.75%	53.59%
	2013	163	17	146	13	8.90%	64	43.84%	52.74%
	2014	151	11	140	10	7.14%	69	49.29%	56.43%
	2015	113	6	107	1	1%	56	52.34%	53.34%

College average (64.4%)

Registered - Includes all students enrolled in the fall term of the specified year, with the specified program as their primary major.

Exclusions - Includes students who are deceased or graduated fall of the specified year or the following spring or summer.

Retained by DSC - Students who were still registered at DSC the following fall but with a different primary major.

Retained by Program - Students who were registered the following fall with the same primary major.

Source: IR Program Assessment Data

Fall 2015 to Fall 2016 Retention Rates by Race/Ethnicity

Major	Fall Term	Registered	Exclusions	Adjusted Cohort	Retained by Program	
					N	%
0818- AUDIO/ RECORDING TECHNOLOGY	Black	6	0	6****	0	0%
	Hispanic	8	2	6***	0	0%
	Two or More Races	1	0	1	1	100%
	White	30	7	23*****	1	4%
2209- MUSIC TECHNOLOGY/ AUDIO RECORDING	Asian	1	0	1	1	100%
	Black	24	1	23*	7	30%
	Hispanic	17	0	17	9	53%
	Two or More Races	1	0	1	0	0%
	White	70	5	65	39	60%

*One student was retained by DSC; ***Three students retained by DSC;

****Four students were retained by DSC: *****Six students retained by DSC

College average (African American: 48.1%, Hispanic: 62.1%)

Registered - Includes all students enrolled in the fall term of the specified year, with the specified program as their primary major.

Exclusions - Includes students who are deceased or graduated fall of the specified year or the following spring or summer.

Adjusted Cohort - Registered students less exclusions.

Not retained - Students who were not registered the following fall term.

Retained by DSC - Students who were still registered at DSC the following fall but with a different primary major.

Retained by Program - Students who were registered the following fall with the same primary major.

Source: IR Program Assessment Data

Placement Rates (College average: 94.5%)

Program Title	Major	2011/12		2012/13		2013/14		2014/15		Average Annual Salary
		DSC%	FCS%	DSC%	FCS%	DSC%	FCS%	DSC%	FCS%	
Audio/Recording Technology	0818	83%	78%	71%	64%	88%	82%	83%	80%	\$**,***
Music Production Technology (Audio/Recording)	2209	67%	66%	45%	59%	45%	62%	89%	78%	\$**,***

Source: Florida Education Training Placement Information Program (FETPIP)

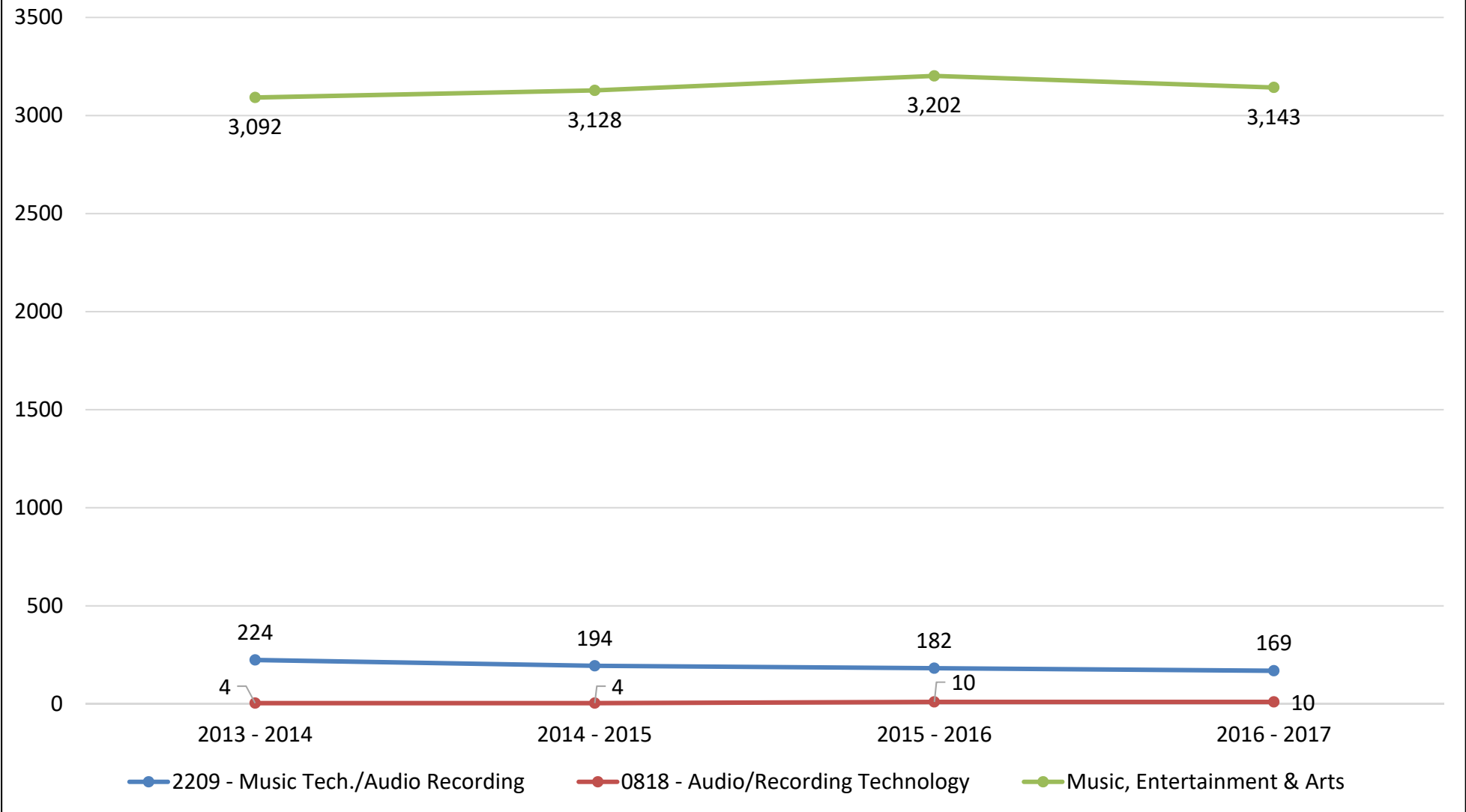
■ Indicates the College average above the State Averages
■ Indicates the College average same as the State Averages
■ Indicates the College average below the State Averages

*Currently Inactive Program

N/A - No placement data for the program.

\$**,*** Less than 10 graduates found employed.

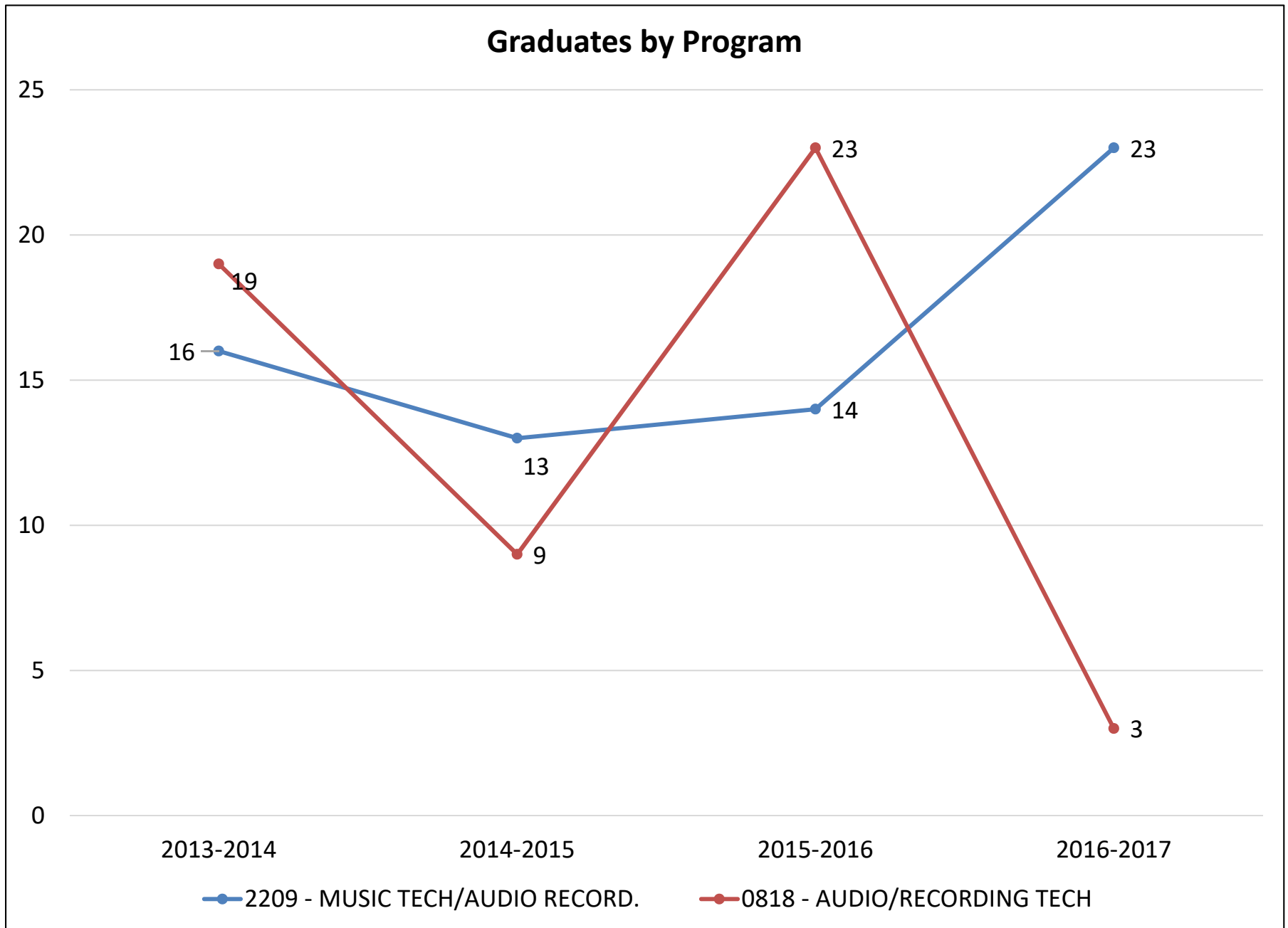
Headcount in Major and Department

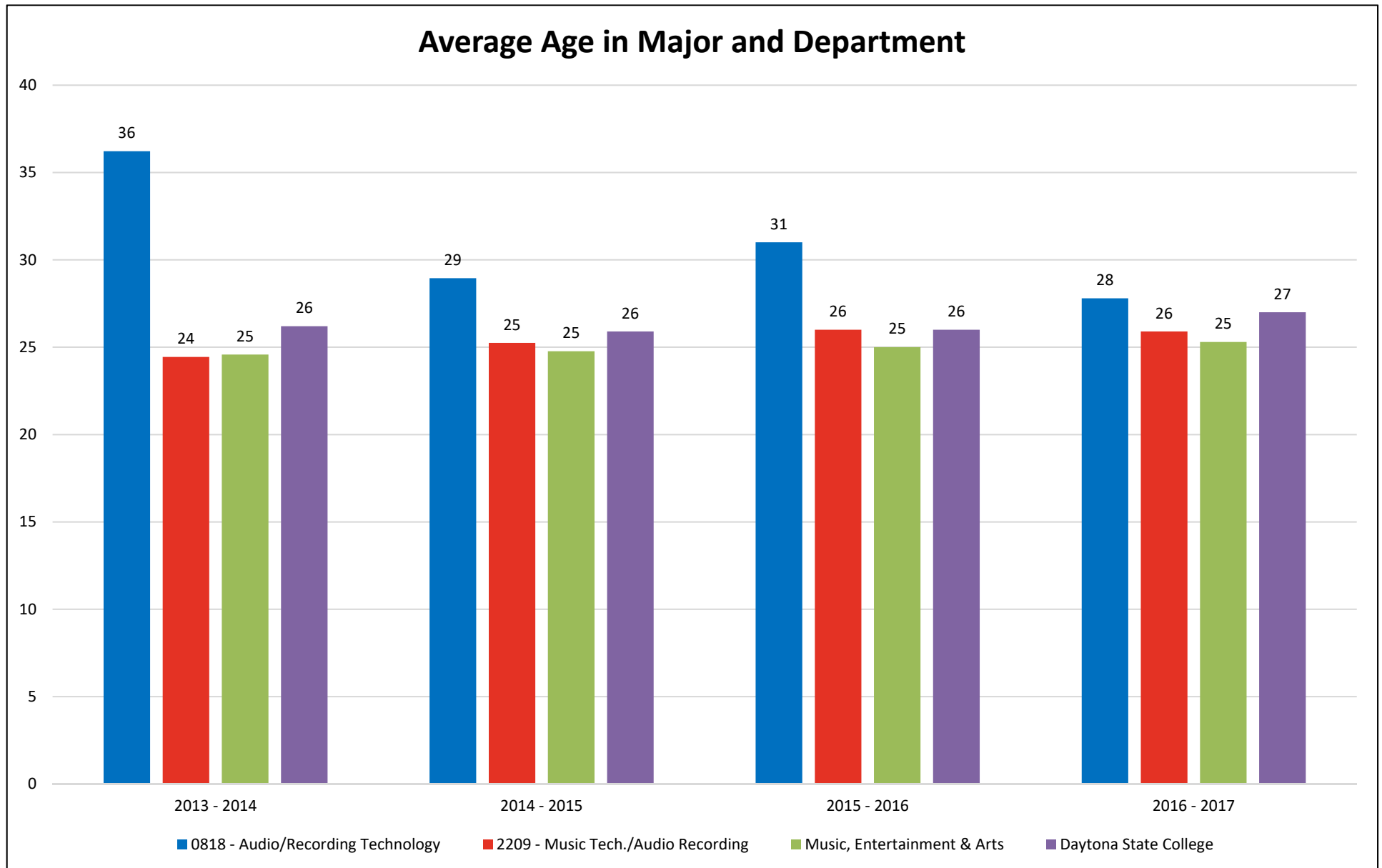


College Enrollment Decreased: 3%(13/14); 0.73%(14/15); 1.14% (15/16); 5.5%(16/17)

Students are duplicated across programs.

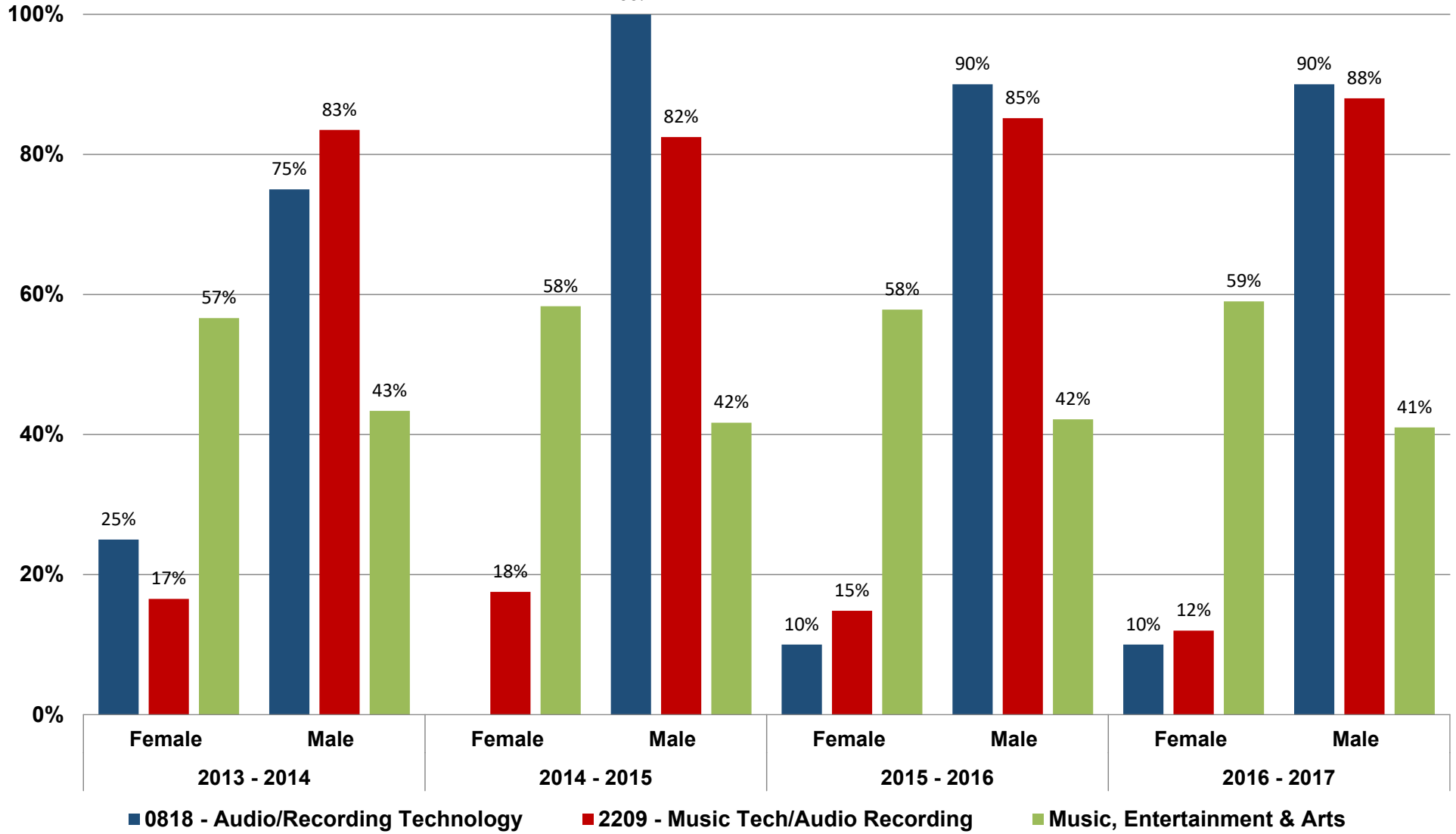
Source: IR Program Assessment Data





Calculation excludes individuals whose birthdates are not reported.

Gender

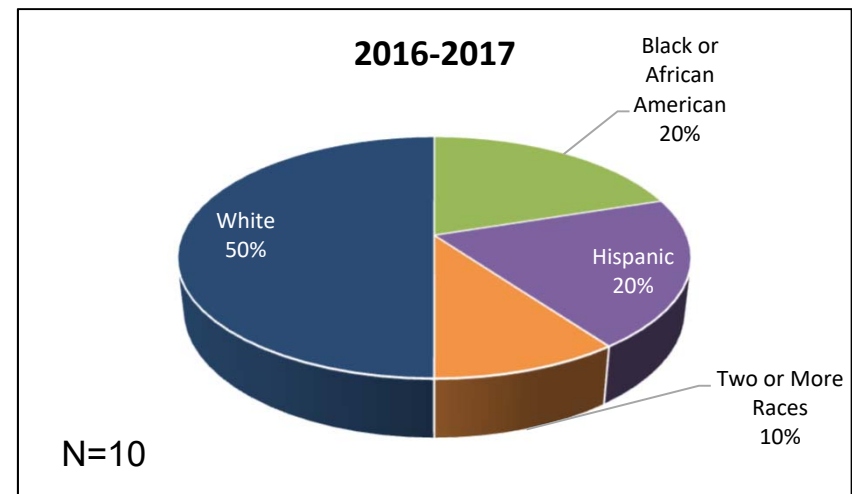
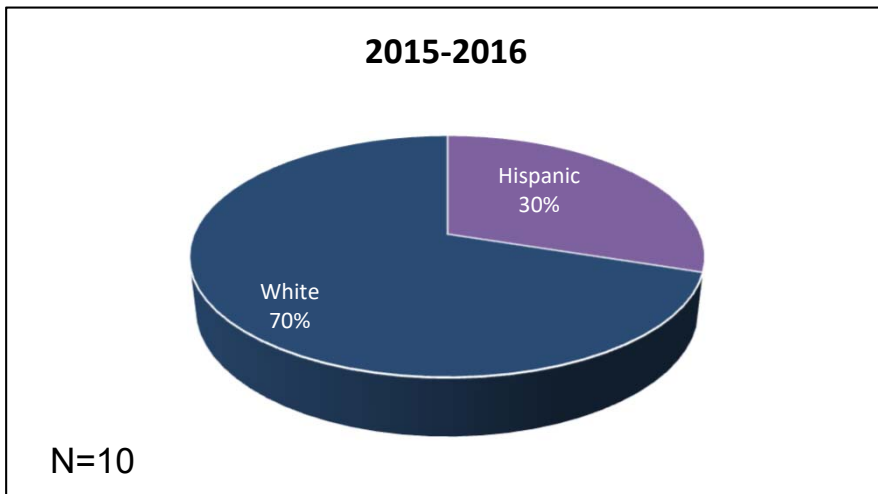
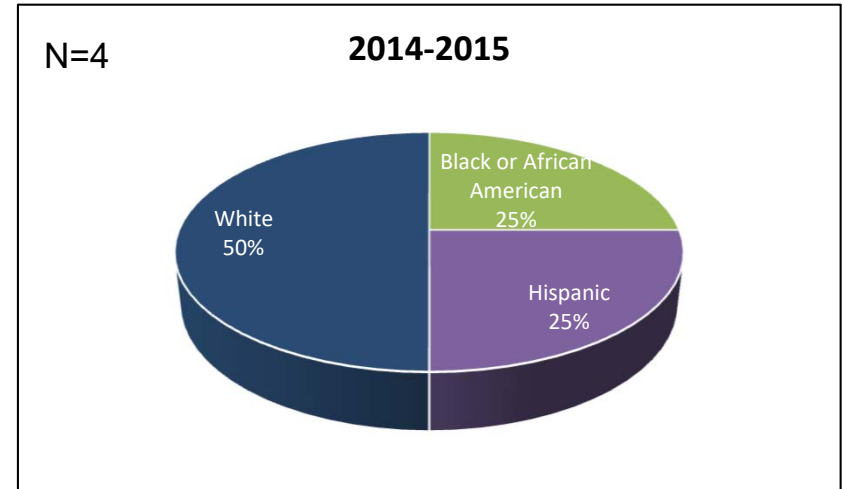
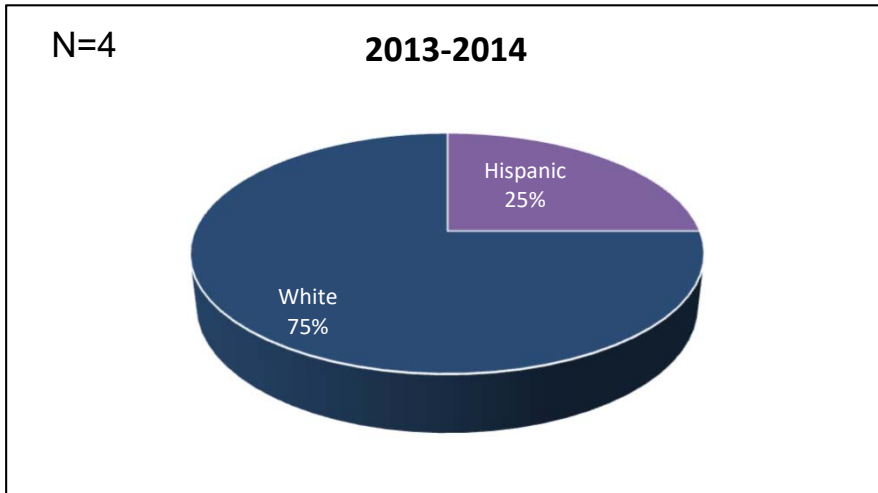


Major	2013-2014		2014-2015		2015-2016		2016-2017	
	Female	Male	Female	Male	Female	Male	Female	Male
Daytona State College	59%	41%	60%	40%	60%	40%	60%	40%

Excludes individuals whose gender is not reported.

Source: IR Program Assessment Data

Race / Ethnicity by Program Audio/Recording Technology # 081800



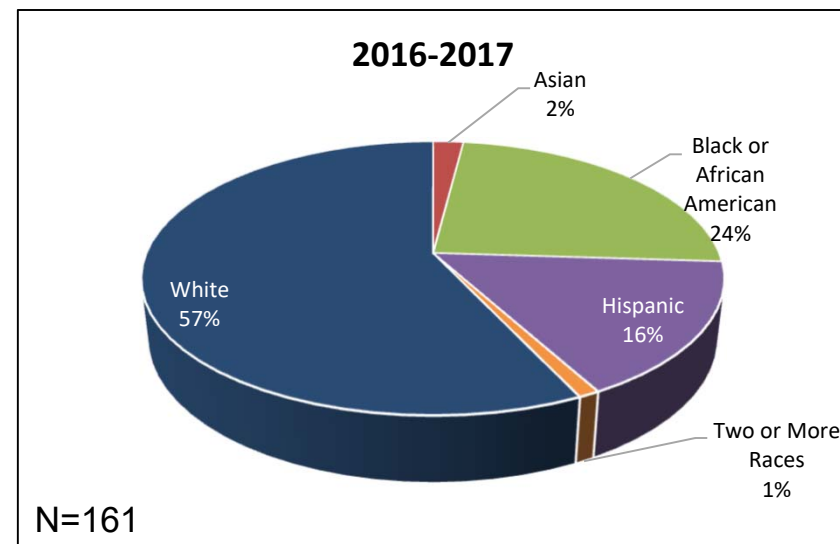
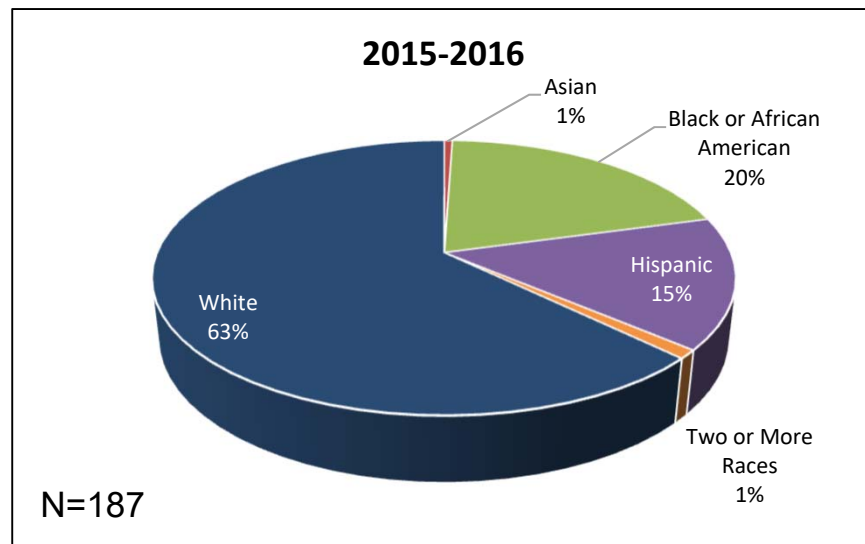
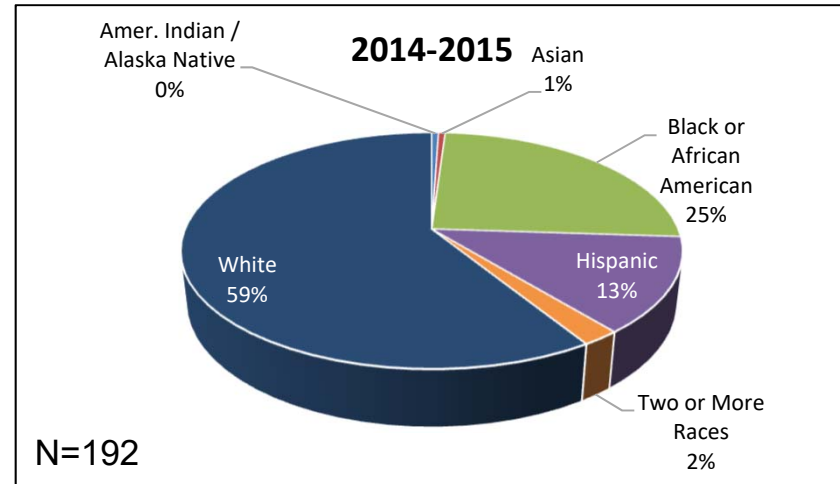
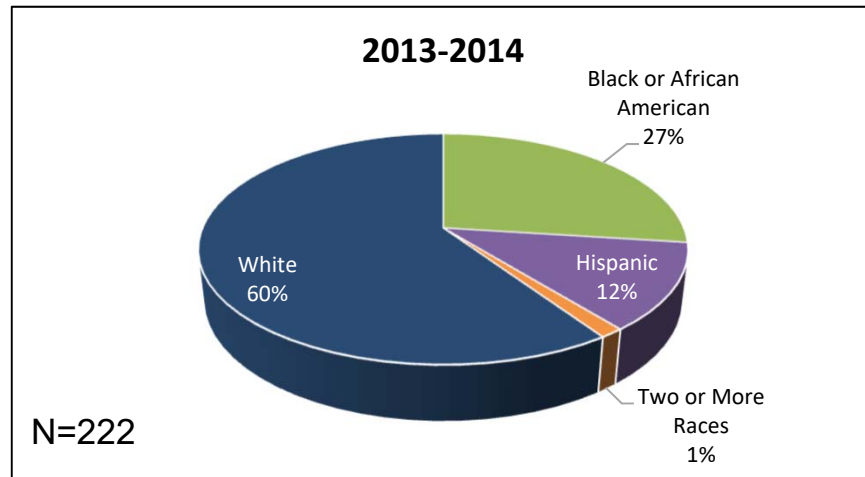
DSC Averages 2016-2017

Amer Indian/ Alaska Native	Asian	Black or African Amer	Hispanic	Nat Hawaiian Pacif Islander	2 or More Races	White
0.4%	2%	14%	15%	0.2%	2%	66%

Excludes individuals whose race / ethnicity is not reported.

Race / Ethnicity by Program

Music Technology/Audio Recording #220900

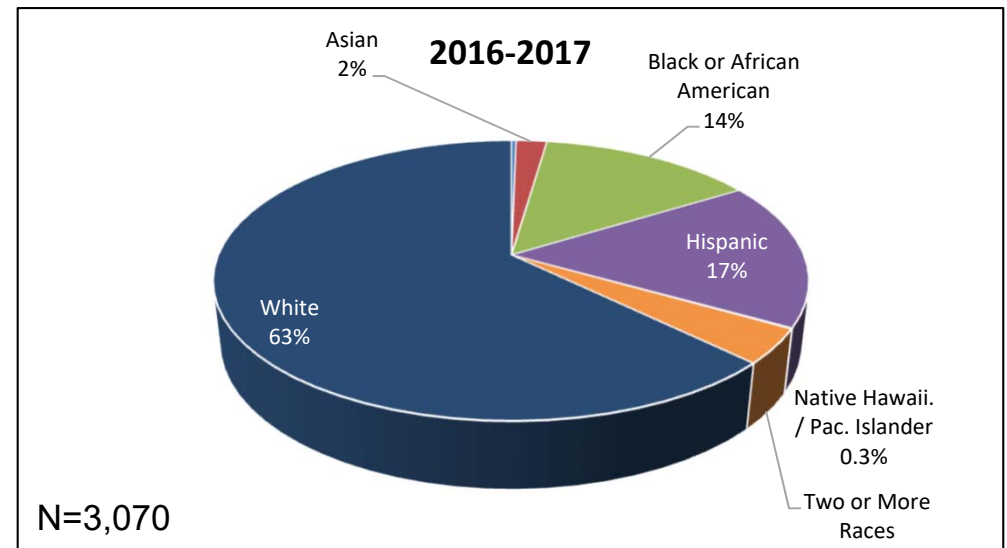
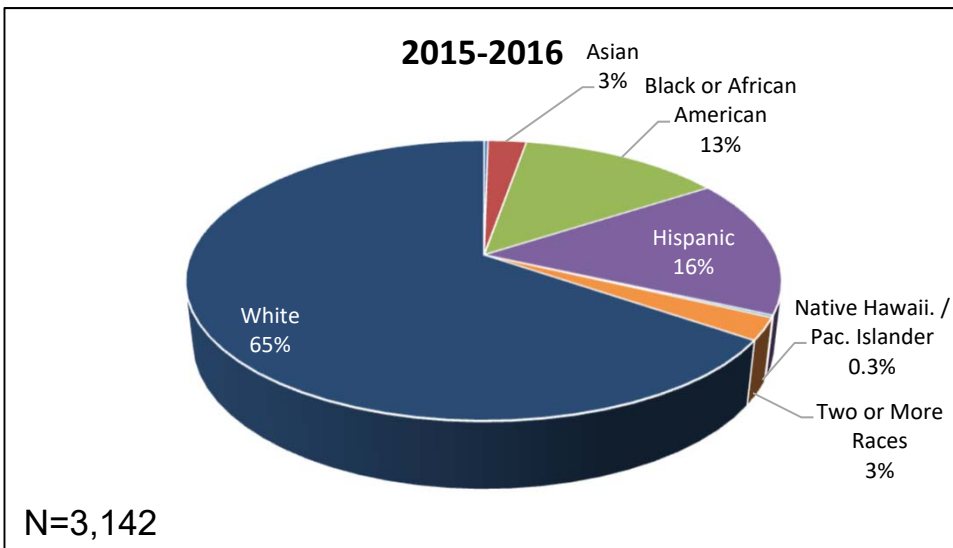
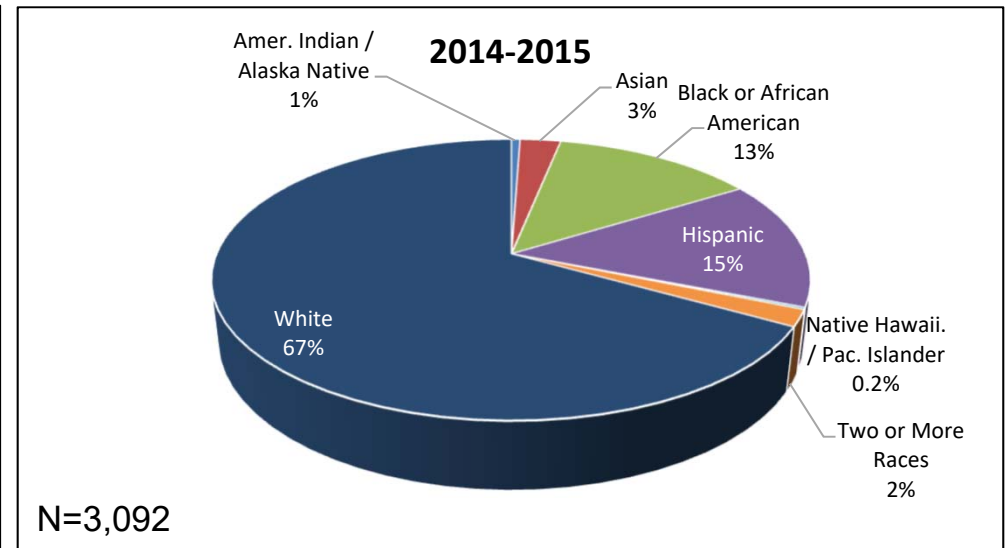
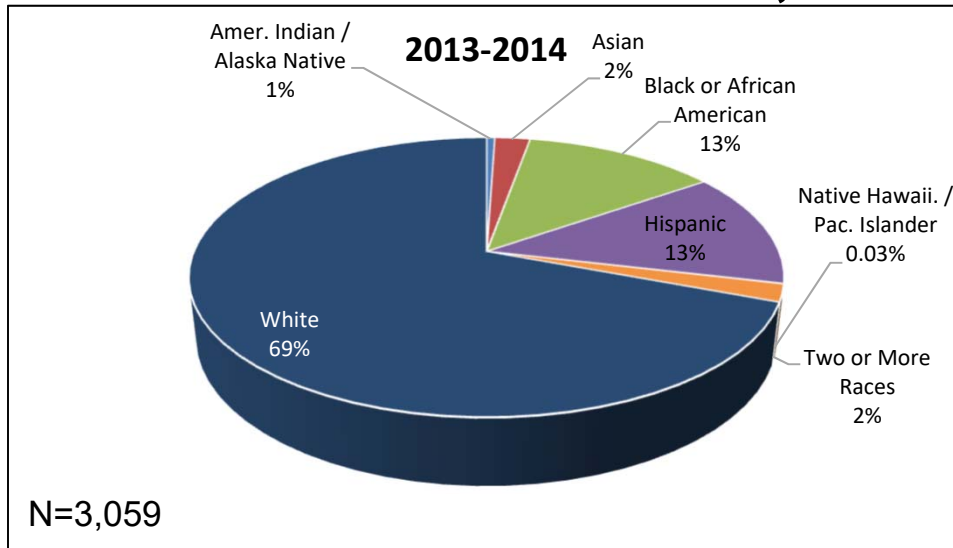


DSC Averages 2016-2017

Amer Indian / Alaska Native	Asian	Black or African Amer	Hispanic	Nat Hawaiian Pacif Islander	2 or More Races	White
0.4%	2%	14%	15%	0.2%	2%	66%

Excludes individuals whose race / ethnicity is not reported.

Race / Ethnicity by Program Music, Entertainment & Arts



DSC Averages 2016-2017

Amer Indian/ Alaska Native	Asian	Black or African Amer	Hispanic	Nat Hawaiian Pacif Islander	2 or More Races	White
0.4%	2%	14%	15%	0.2%	2%	66%

Excludes individuals whose race / ethnicity is not reported.