

ASSESSMENT DAY

College of Workforce and Continuing Ed.

Cosmetology and Barbering

September 14, 2015

Academic Assessment



TYPE OF REVIEW	LEVEL	FOCUS	CONDUCTED BY	FREQUENCY
Academic Success Committee Review	Program	<ul style="list-style-type: none"> Quality of assessment practices 	PC - Academic Success Committee	Years 1 & 2
Instructional Program Review	Program / Cluster	<ul style="list-style-type: none"> Enrollment, retention, completion trends Industry certifications and job placement trends Program cost and staffing trends Advisory committees, curriculum changes 	PC - Instructional Program Review Committee	Year 3
Assessment Day	Course/ Program	<ul style="list-style-type: none"> Enrollment by department, program and course and by age, gender and race Number of graduates, average class size Course success rate by instructional method, by campus and by sub-session Job placement Student learning outcomes and institutional learning outcomes 	Program Chair, Faculty (data provided by Institutional Effectiveness and Institutional Research)	Years 1, 2, 3

Programs

[1084 - Cosmetology](#)

[1204 - Barbering](#)

Courses

[COS0012L](#)

[COS0080PL](#)

[COS0082L](#)

[COS0083PL](#)

[COS0511L](#)

[COS0560PL](#)

[COS0580L](#)

[CSP0003L](#)

[COS0012PL](#)

[COS0081L](#)

[COS0082PL](#)

[COS0084L](#)

[COS0511PL](#)

[COS0570L](#)

[COS0905](#)

[COS0080L](#)

[COS0081PL](#)

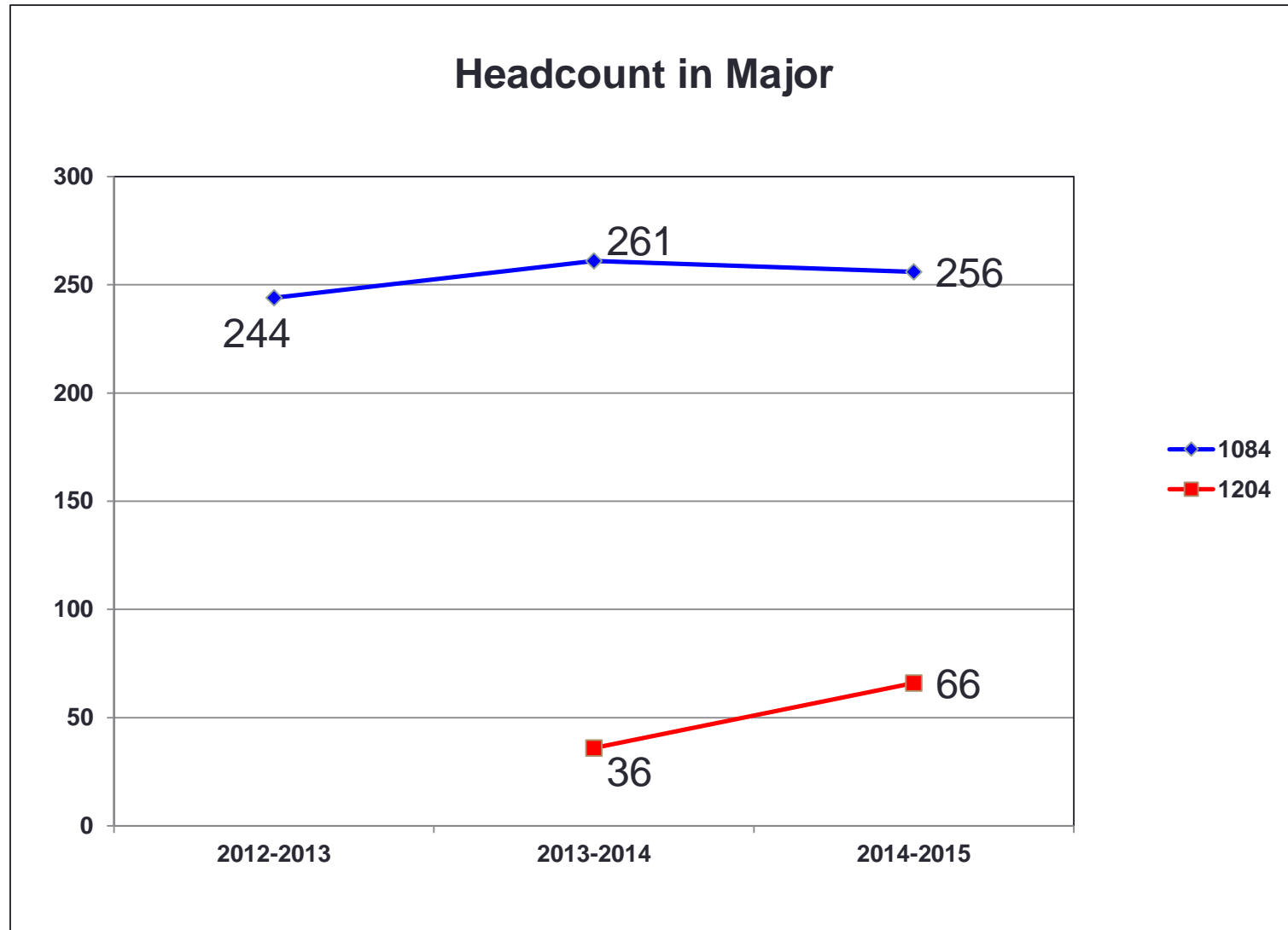
[COS0083L](#)

[COS0501L](#)

[COS0560L](#)

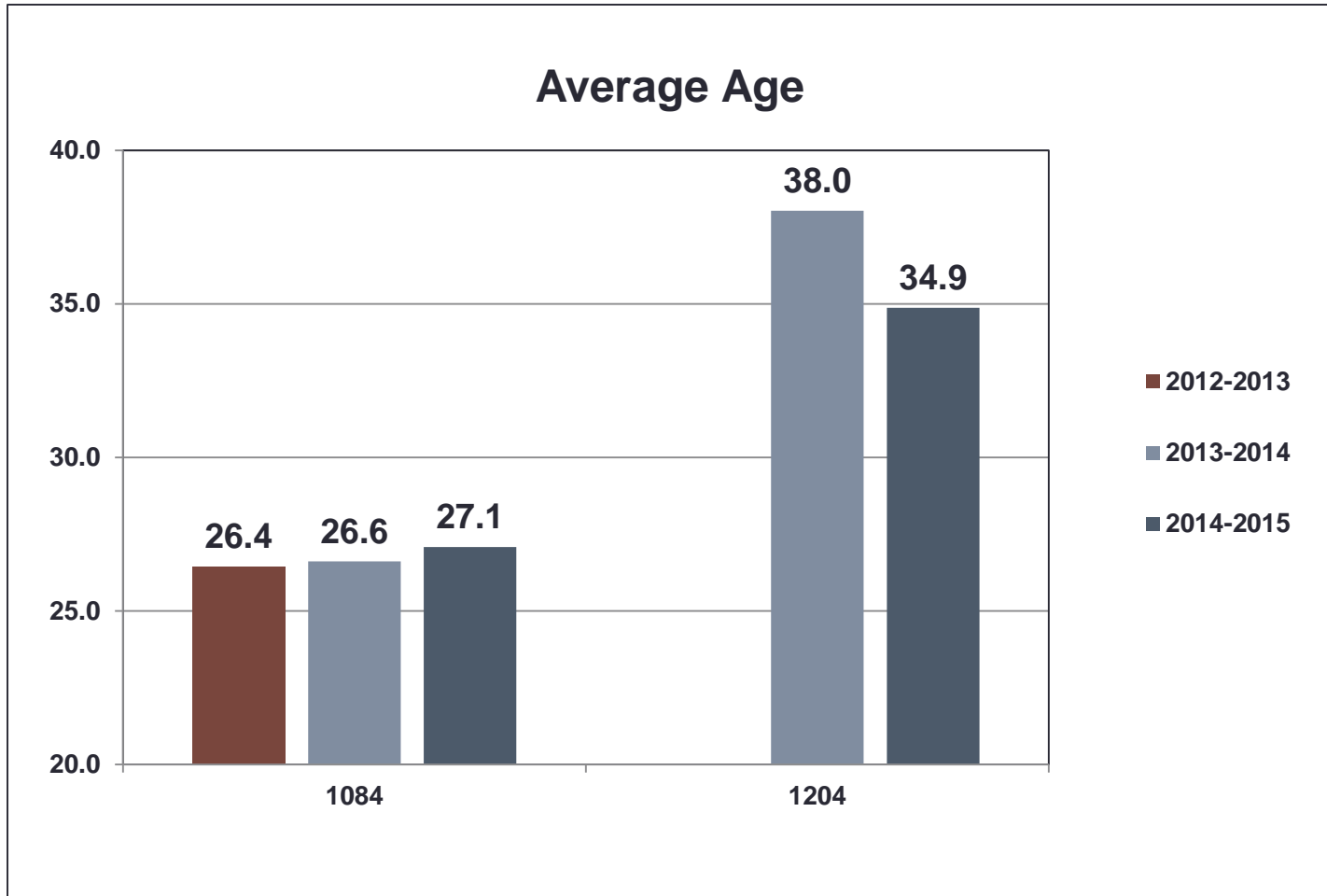
[COS0570PL](#)

[COS0930](#)

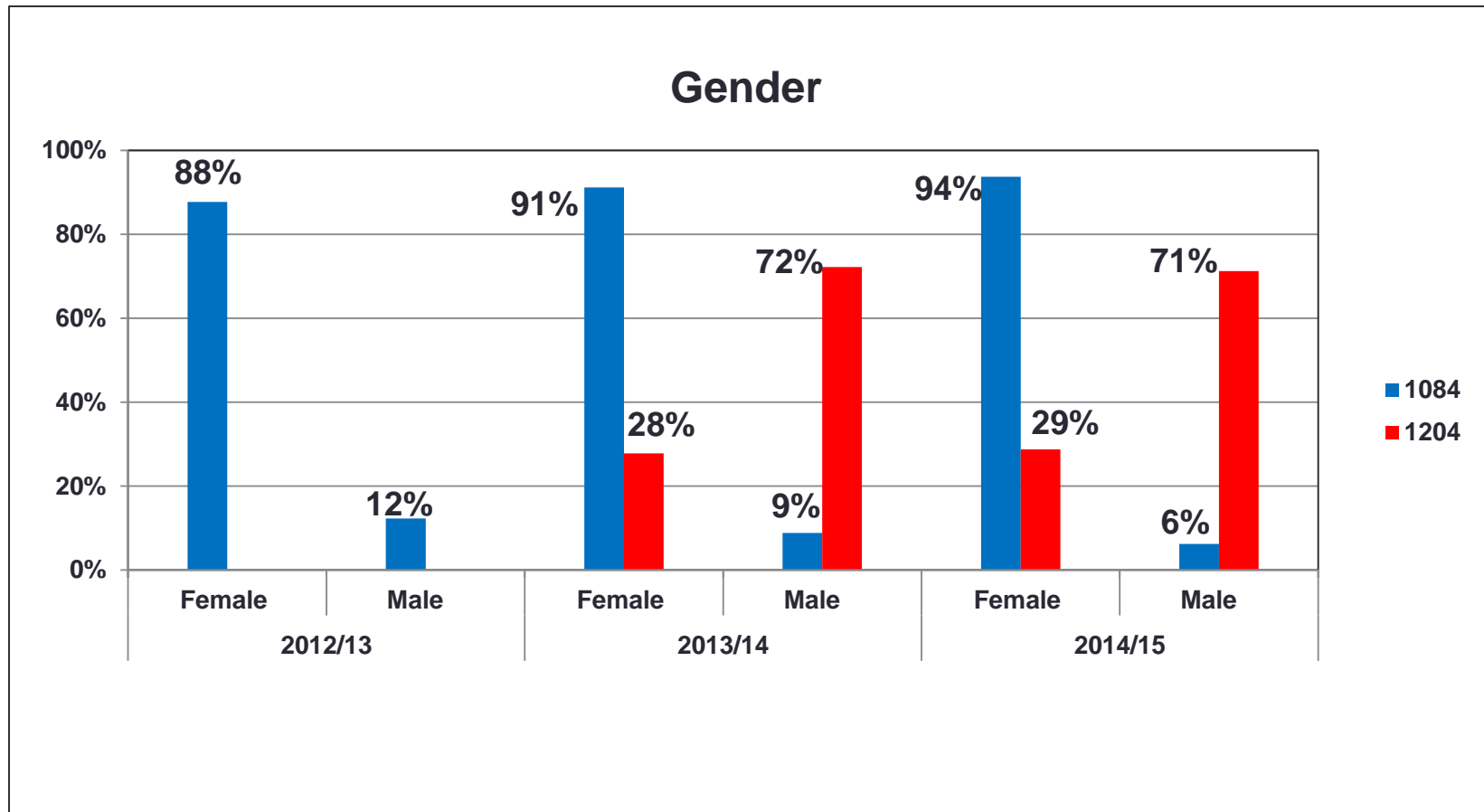


Students are duplicated across programs.

Source: IR Program Assessment Data



Major	2012-2013	2013-2014	2014-2015
All Programs	26.4	27.9	28.3
Daytona State College	26.7	26.6	26.4



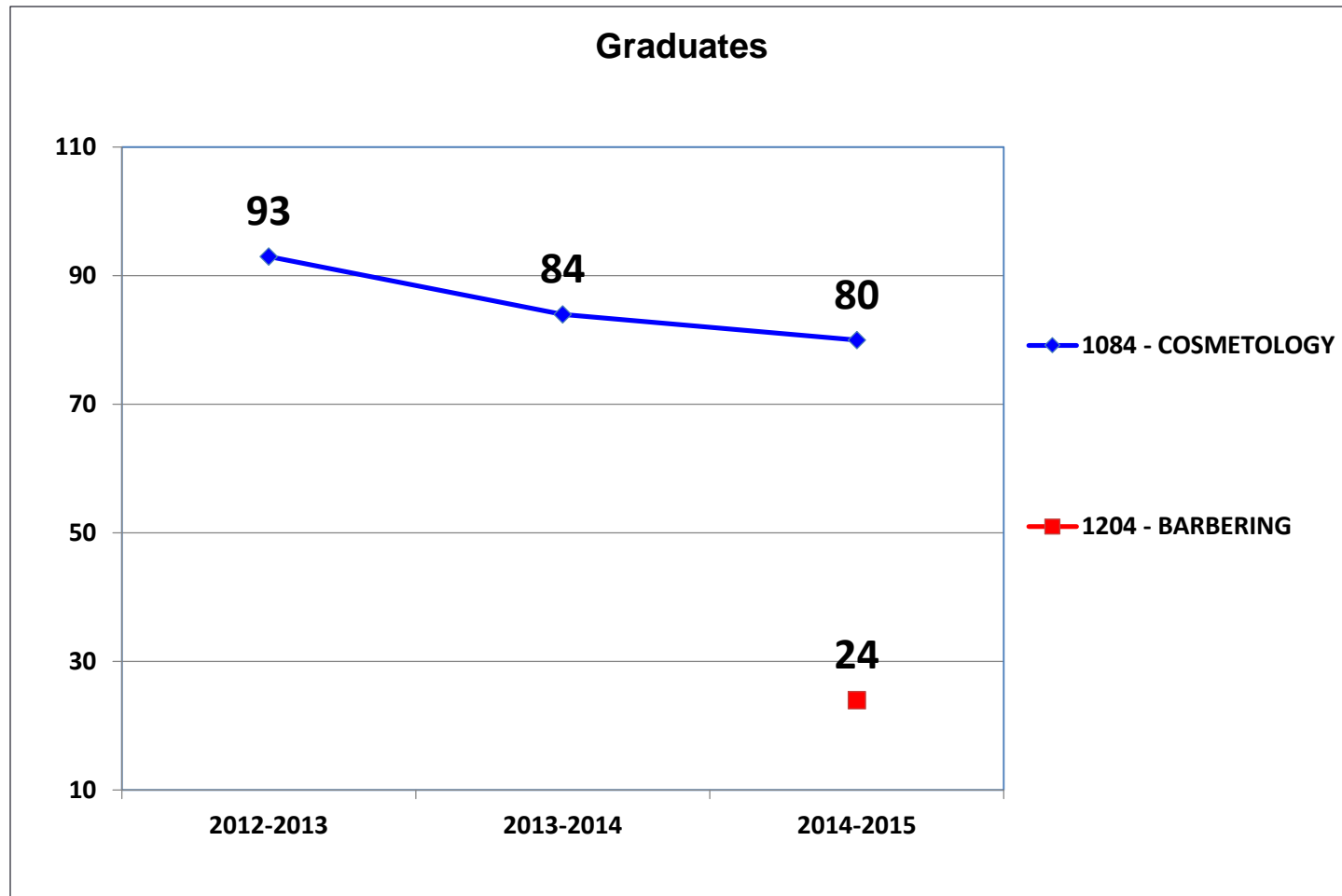
Major	2012-2013		2013-2014		2014-2015	
	Female	Male	Female	Male	Female	Male
Daytona State College	60%	40%	59%	41%	60%	40%

Race / Ethnicity by Program

Program		2012-2013		2013-2014		2014-2015		DSC
		#	%	#	%	#	%	
1084 - COSMETOLOGY	American Indian / Alaska Native							0.5%
	Asian	2	1%	4	2%	3	1%	2%
	Black or African American	37	15%	51	20%	36	14%	14%
	Hispanic	47	19%	46	18%	44	17%	13%
	Native Hawaiian / Pacific Islander			1	0%	1	0%	0.2%
	Two or More Races	2	1%	5	2%	5	2%	2%
	White	153	63%	152	58%	166	65%	67%
1204 - BARBERING	American Indian / Alaska Native					1	2%	0.5%
	Asian							2%
	Black or African American			18	50%	27	41%	14%
	Hispanic			6	17%	9	14%	13%
	Native Hawaiian / Pacific Islander							0.2%
	Two or More Races					2	3%	2%
	White			11	31%	25	38%	67%

Excludes individuals whose race / ethnicity is not reported.

Source: IR Program Assessment Data



Graduation Rates

Major	Summer or Fall Term	Registered in First Course	Graduation			
			Graduated within 150% Time	Graduation Rate	Graduated within 200% Time	Graduation Rate
1084- Cosmetology	SU/FA12	71	45	63.4%	47	66.2%
	SU/FA13	86	46	53.5%	47	54.7%
	SU/FA14	85	50	58.8%	50	58.8%
1084- Cosmetology PT Program	SU/FA13	15	4	26.7%	4	26.7%
	SU/FA14	19	1	5.3%	1	5.3%
1204- Barbering	SU/FA13	17	14	82.4%	14	82.4%
	SU/FA14	7	2	28.6%	2	28.6%
1204- Barbering PT Program	SU/FA13	6	5	83.3%	5	83.3%
	SU/FA14	4	0	0.0%	0	0.0%

Less than College average (150%- 44.8%, 200%- 49.23%)

1084 PT program courses began in SP13.

1204 began in FA13. 1204 PT program discontinued FA15.

First Course- 1084- COS0080L, 1084 PT- COS0080PL, 1204- COS0012L, 1204 PT- COS0012PL

Fall term includes prior Summer term enrollment in major.

200% Graduation Rate includes graduates in 150% Rate.

Source: IR Program Assessment Data

Retention Rates

Major	Fall Term	Registered	Exclusions	Adjusted Cohort	Not Retained		Retained by DSC		Retained by Program	
					N	%	N	%	N	%
1084 COSMETOLOGY	2011	171	84	87	51	59%	4	5%	32	37%
	2012	141	105	36	26	72%	2	6%	8	22%
	2013	144	72	72	49	68%	5	7%	18	25%
1204 BARBERING	2013	23	14	9	3	33%	1	11%	5	56%

Less than College average (FT- 60.48%, PT- 52.08%)

Registered - Includes all students enrolled in the fall term of the specified year, with the specified program as their primary major.

Exclusions - Includes students who are deceased or graduated fall of the specified year or the following spring or summer.

Adjusted Cohort - Registered students less exclusions.

Not retained - Students who were not registered the following fall term.

Retained by DSC - Students who were still registered at DSC the following fall but with a different primary major.

Retained by Program - Students who were registered the following fall with the same primary major.

Source: IR Program Assessment Data

Average Class Size

Major and Associated Courses (All courses offered in ONLY 1 IM)		IM	2012-2013		2013-2014		2014-2015	
			Sections	Avg. Size	Sections	Avg. Size	Sections	Avg. Size
1084- Cosmetology	COS0080L	Lab	4	32	5	27	5	23
	COS0080PL	Lab	1	10	2	11	2	14
	COS0081L	Lab	4	29	5	24	5	22
	COS0081PL	Lab			2	10	2	9
	COS0082L	Lab	5	20	5	23	5	23
	COS0082PL	Lab			1	8	2	6
	COS0083L	Lab	6	17	5	20	5	21
	COS0083PL	Lab			1	5	2	4
	COS0084L	Lab	7	13	5	19	5	19
	*COS0501L	Lab	1	9	1	5		
	COS0905	DIS	2	1	2	2	5	2
	COS0930	Lab	15	5	6	2	10	3
	Major			45	14	40	16	48
1204- Barbering	COS0012L	Lab			2	14	2	10
	COS0012PL	Lab			1	6	2	6
	*COS0501L	Lab			2	4	3	3
	COS0511L	Lab			2	14	2	9
	COS0511PL	Lab			1	7	1	3
	COS0560L	Lab			1	17	2	8
	COS0560PL	Lab					1	6
	COS0570L	Lab			1	15	2	7
	COS0570PL	Lab					1	5
	COS0580L	Lab					2	11
Major					10	11	18	7
DSC			4,299	23.7	4,052	23.9	3,823	24.6

Discontinued programs and courses are not included.

To prevent data from skewing, excludes OJT, clinicals, private/performance, open lab, co-op, DIS, field trips and internships.

Discontinued programs and courses are not included.

Source: IR Program Assessment Data

Course Success Rates

Major and Associated Courses (All courses offered in ONLY 1 IM)		IM	2012-2013		2013-2014		2014-2015	
			# Attempted	% Successful	# Attempted	% Successful	# Attempted	% Successful
1084- Cosmetology	COS0080L	Lab	129	84%	135	82%	113	89%
	COS0080PL	Lab	10	90%	21	76%	27	74%
	COS0081L	Lab	114	85%	118	85%	109	87%
	COS0081PL	Lab			19	84%	17	76%
	COS0082L	Lab	99	88%	114	85%	114	91%
	COS0082PL	Lab			8	63%	12	67%
	COS0083L	Lab	99	89%	98	91%	103	91%
	COS0083PL	Lab			5	100%	8	63%
	COS0084L	Lab	92	92%	93	87%	93	88%
	* COS0501L	Lab	9	100%	5	100%		
	COS0905	DIS	2	100%	4	100%	9	100%
	COS0930	Lab	75	100%	10	100%	29	97%
	Major			629	89%	630	86%	634
1204- Barbering	COS0012L	Lab			26	100%	19	100%
	COS0012PL	Lab			6	100%	11	100%
	* COS0501L	Lab			8	88%	8	100%
	COS0511L	Lab			27	89%	18	89%
	COS0511PL	Lab			7	86%	3	33%
	COS0560L	Lab			17	100%	15	87%
	COS0560PL	Lab					6	83%
	COS0570L	Lab			15	93%	13	92%
	COS0570PL	Lab					5	100%
	COS0580L	Lab					21	100%
Major				106	94%	119	93%	
DSC				77.5%		77.1%		78.0%

■ Indicates more than 5% increase from prior year.

■ Indicates more than 5% decrease from prior year or less than 70% success rate.

* COS0501L moved from 1084 to 1204, effective FA12.

Discontinued programs and courses are not included.

Course Success Rates by Campus - Multiple Campuses Only

Major, Associated Courses and Campus			2012-2013		2013-2014		2014-2015	
			# Attempted	% Successful	# Attempted	% Successful	# Attempted	% Successful
1084- Cosmetology	COS0080L	Daytona	73	88%	94	87%	70	91%
		Deltona	56	80%	41	71%	43	86%
	COS0081L	Daytona	65	83%	84	87%	69	91%
		Deltona	49	88%	34	79%	40	80%
	COS0082L	Daytona	52	92%	80	86%	78	90%
		Deltona	47	83%	34	82%	36	94%
	COS0083L	Daytona	57	95%	68	88%	68	91%
		Deltona	42	81%	30	97%	35	91%
	COS0084L	Daytona	47	89%	52	81%	65	89%
		Deltona	45	96%	41	95%	28	86%
	COS0501L	Daytona	9	100%	5	100%		
		New Smyrna Beach			8	88%	8	100%
	COS0905	Daytona					8	100%
		Deltona	2	100%	4	100%	1	100%

 Indicates more than 5% difference between campuses.

* COS0501L moved from 1084 to 1204, effective FA12.

Excludes fully online courses.

Source: IR Program Assessment Data

Course Success Rates - Multiple Session or Sub-sessions Only

Major, Associated Courses and Session (All courses offered in Full term only.)				2012-2013		2013-2014		2014-2015	
				# Attempted	% Successful	# Attempted	% Successful	# Attempted	% Successful
1084	COS0080L	FA	Full term	70	80%	70	86%	68	91%
		SP	Full term	59	90%	49	76%	28	89%
		SU	Full term			16	88%	17	82%
	COS0080PL	FA	Full term			15	67%	19	68%
		SP	Full term	10	90%	6	100%	8	88%
	COS0081L	FA	Full term	61	87%	76	88%	84	87%
		SP	Full term	53	83%	42	79%	25	88%
	COS0081PL	SP	Full term			10	70%	13	85%
		SU	Full term			9	100%	4	50%
	COS0082L	FA	Full term			11	100%	16	69%
		SP	Full term	55	100%	58	84%	63	98%
		SU	Full term	44	73%	45	82%	35	89%
	COS0082PL	FA	Full term			8	63%	3	67%
		SU	Full term					9	67%
	COS0083L	FA	Full term	38	76%	33	94%	33	91%
		SP	Full term	53	98%	65	89%	70	91%
		SU	Full term	8	88%				
	COS0083PL	FA	Full term					6	67%
		SP	Full term			5	100%	2	50%
	COS0084L	FA	Full term	43	93%	33	85%	32	88%
		SP	Full term			8	88%	9	89%
		SU	Full term	49	92%	52	88%	52	88%
	*COS0501L	SP	Full term	9	100%				
		SU	Full term			5	100%		
COS0905	FA	Full term	1	100%	1	100%	2	100%	
	SP	Full term	1	100%	3	100%	4	100%	
	SU	Full term					3	100%	
COS0930	FA	Full term	33	100%	4	100%	10	90%	
	SP	Full term	28	100%	6	100%	5	100%	
	SU	Full term	14	100%			14	100%	

Indicates more than 5% difference between campuses.

* COS0501L moved from 1084 to 1204, effective FA12.

Source: IR Program Assessment Data

Course Success Rates - Multiple Session or Sub-sessions Only

Major, Associated Courses and Session (All courses offered in Full term only.)				2012-2013		2013-2014		2014-2015	
				# Attempted	% Successful	# Attempted	% Successful	# Attempted	% Successful
1204	COS0012L	FA	Full term			17	100%	7	100%
		SP	Full term			9	100%	12	100%
	COS0012PL	FA	Full term			6	100%	4	100%
		SP	Full term					7	100%
	*COS0501L	FA	Full term			3	67%	3	100%
		SP	Full term			5	100%	3	100%
		SU	Full term					2	100%
	COS0511L	FA	Full term			17	94%	7	86%
		SP	Full term			10	80%	11	91%
	COS0560L	SP	Full term			17	100%	6	100%
		SU	Full term					9	78%
	COS0570L	FA	Full term					7	100%
		SP	Full term			15	93%	6	83%
	COS0580L	FA	Full term					7	100%
SU		Full term					14	100%	

 Indicates more than 5% difference between campuses.

Source: IR Program Assessment Data

* COS0501L moved from 1084 to 1204, effective FA12.

Job Placement and Average Annual Salary

Placement Rates								
		2010/11		2011/12		2012/13		Average Annual Salary
Program Title	Major(s)	DSC%	FCS%	DSC%	FCS%	DSC%	FCS%	
Cosmetology	1084	68%	67%	58%	64%	52%	58%	\$23,720

Notes:

Graduates in cohort year are tracked in the following year and reported 1 year later.

All continuing education outcomes are based on enrollment data for the fall semester and preliminary winter/spring semester.

All employment outcomes are based on the October - December quarterly data each year.

Individuals are only counted in one educational sector.

Full quarter earnings displayed only when 10 or more graduates are employed full time/full quarter.

Source: IR Program Assessment Data

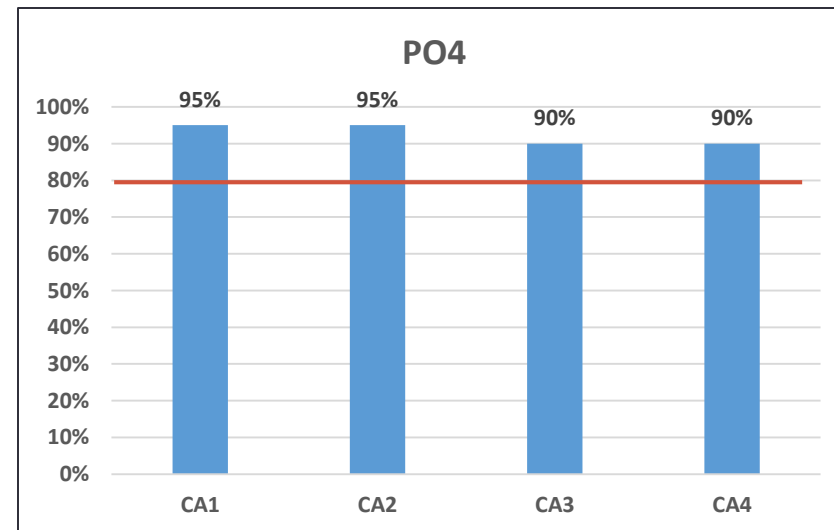
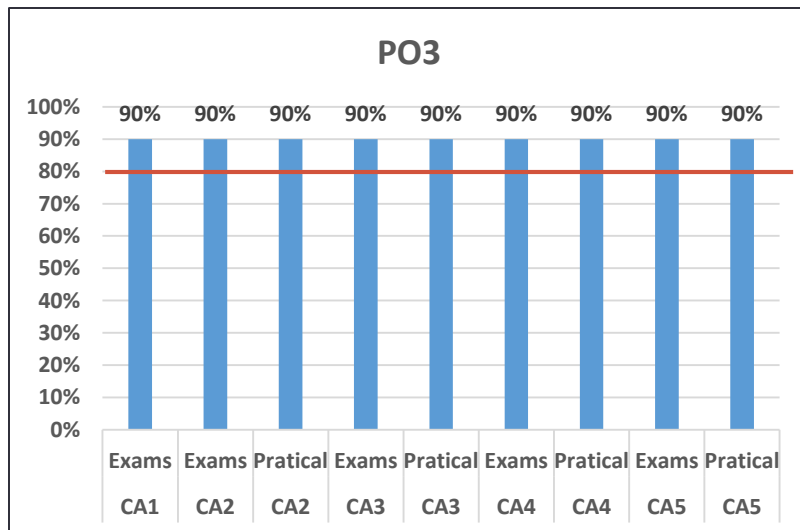
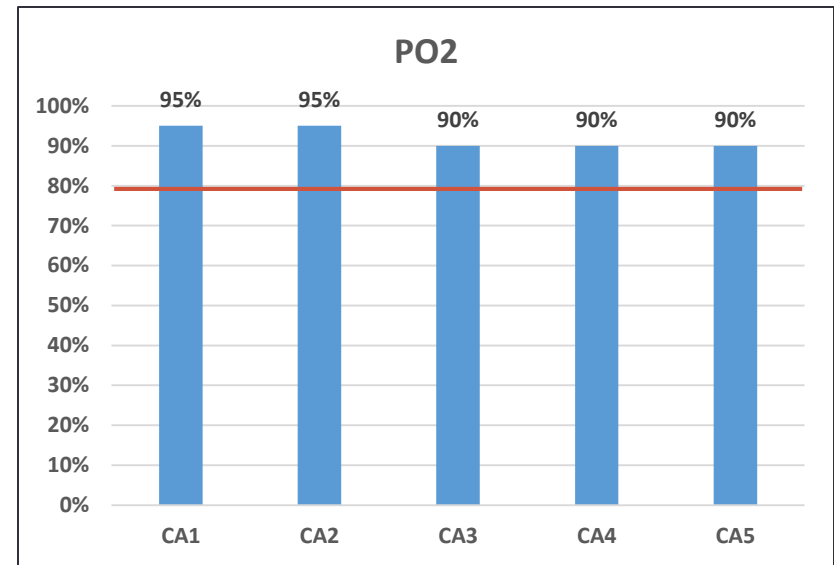
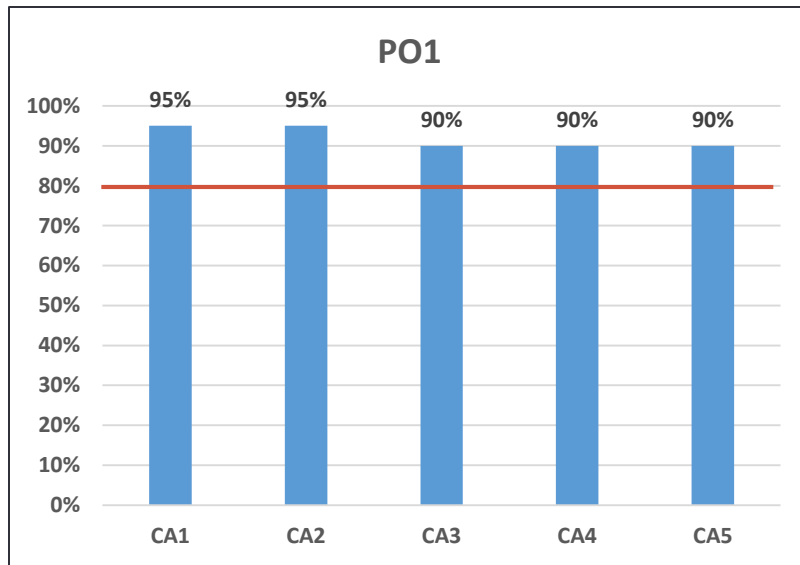
Cosmetology Program Learning Outcomes

Graduates of the program will be able to:

1. Master and complete all skills required by the State Board of Cosmetology.
2. Demonstrate in a classroom setting, the theory and skill based training for safe and efficient work practices based on OSHA and the Department of Business and Professional Regulations.
3. Master all skills in hair, skin and nails.
4. Apply critical thinking skills to solve problems that may arise in the cosmetology industry.

Assessment Data 2014-2015

1084 - Cosmetology



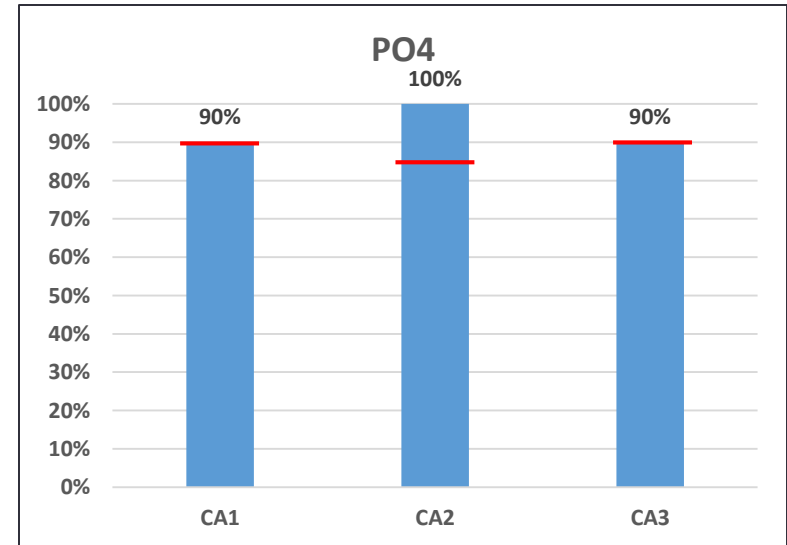
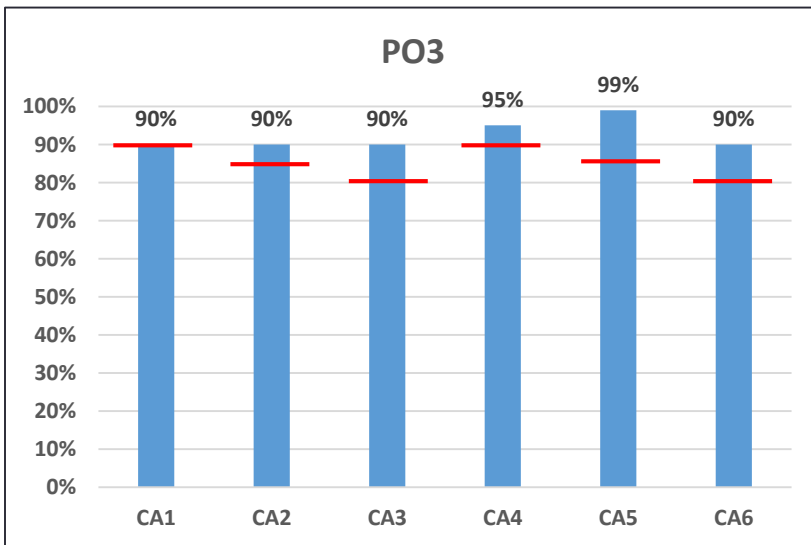
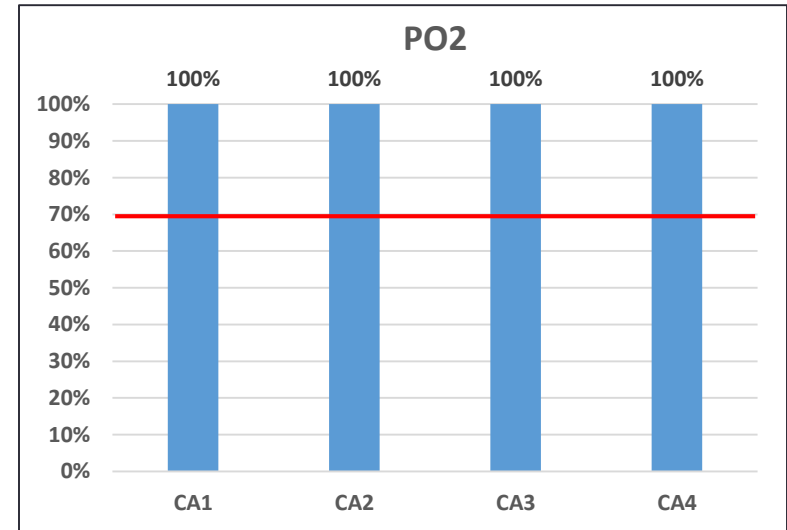
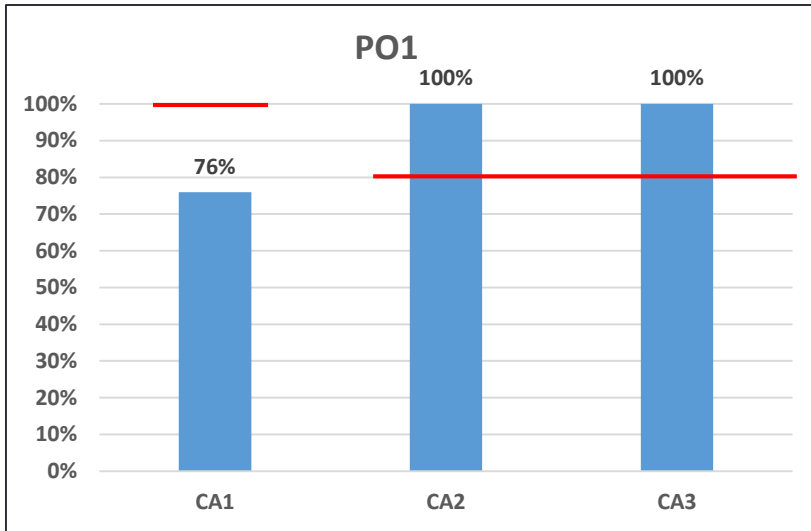
Barbering Program Learning Outcomes

Graduates of the program will be able to:

1. Master and complete all skills as required by State Board.
2. Demonstrate in a classroom setting, the theory and skill based training for safe and efficient work practices based on Occupational Safety and Health Administration (OSHA) standards and the Department of Business and Professional Regulations.
3. Master all skills in hair, skin, nails and shaving to satisfy a diverse population of customers.
4. Apply critical thinking skills to solve problems that may arise in the barbering industry.

Assessment Data 2014-2015

1204 - Barbering



Assessment Data 2013-2014 Program vs. Institutional Learning Outcomes

Program	Critical/ Creative Thinking	Communication	Cultural Literacy	Information and technical Literacy
1084 - Cosmetology	90%	90%	90%	95%
1204 - Barbering	No report	No report	No report	No report

Assessment Data 2014-2015

Program vs. Institutional Learning Outcomes

Program	Critical/ Creative Thinking	Communication	Cultural Literacy	Information and technical Literacy
1084 - Cosmetology	90%	90%	90%	95%
1204 - Barbering	100%	90%	90%	90%