







Computer Science



Course Success Rates

	2018-19		2019-20		2020-21		2021-22		
	Count of Student ID	Average of Success	Count of Student ID	Average of Success	Count of Student ID	Average of Success	Count of Student ID	Average of Success	
2002 - Network Systems Technology									
CET2615	11	100.0%					3	100.0%	
CET2620	6	66.7%							
CET2660	51	78.4%	27	85.2%	45	75.6%	42	71.4%	▼
CET2850	18	83.3%	19	47.4%	13	84.6%	12	91.7%	▲
CGS2840	8	87.5%	9	77.8%	15	73.3%	7	85.7%	▲
CIS2381	5	80.0%	9	77.8%	7	85.7%	7	85.7%	▲
CIS2949	25	96.0%	11	100.0%	9	100.0%	12	91.7%	▼
CNT2402	10	90.0%	7	28.6%	12	83.3%	2	50.0%	▼
CTS2310	6	66.7%							
CTS2321	86	80.2%	79	84.8%	103	77.7%	115	88.7%	▲
CTS2370	19	68.4%	15	66.7%	12	75.0%	8	75.0%	▲
2002, 2003, 2013, 2047, 2067, 223401									
COP1000	421	73.4%	453	68.2%	466	69.5%	476	69.1%	▼
2002, 2013									
CTS2320	10	60.0%	4	75.0%					
CTS2358					11	81.8%	12	75.0%	▼
2002, 2013, 2047, 2067									
CET2154	158	74.7%	177	76.3%	180	70.6%	165	70.9%	▲
EGS1000	159	79.9%	198	78.8%	148	82.4%	147	81.6%	▼
2002, 2013, 2047, 2067, 223401									
CET1600	181	68.5%	201	60.2%	198	68.2%	186	68.3%	▲
2002, 2013, 2067									
CTS2306	66	62.1%	89	67.4%	21	81.0%			
2002, 2013, 2067, 223401									
CTS2328	43	65.1%	26	84.6%					
2002, 2067, 223401									
CTS2308					42	83.3%	79	57.0%	▼
CTS2353					39	87.2%	41	68.3%	▼
2002, 223401									

CIS2350	63	69.8%	66	60.6%	37	75.7%	59	84.7%	▲
2003 - Electronics Engineering Technology									
ETM2315C	2	100.0%	2	100.0%	6	100.0%	6	100.0%	▲
2003, 2013									
CET1112C	51	82.4%	48	81.3%	47	87.2%	79	81.0%	▼
CET2123C	9	100.0%	13	100.0%	13	100.0%	13	100.0%	▲
EET1021C	38	94.7%	22	86.4%	23	91.3%	37	89.2%	▼
EET1141C	29	100.0%	22	100.0%	22	100.0%	24	100.0%	▲
EET1607C	32	75.0%	28	75.0%	18	77.8%	33	69.7%	▼
EET2142C	5	100.0%	6	100.0%	8	100.0%	6	100.0%	▲
2003, 2013, 2232									
EET1011C	58	93.1%	42	83.3%	46	78.3%	76	82.9%	▲
2003, 2067									
CGS2100	835	75.0%	806	75.8%	670	77.2%	743	75.8%	▼
2003, 2232									
EET2949	10	100.0%	5	100.0%	5	100.0%	4	100.0%	▲
2013 - Computer Engineering Technology									
CAP1801	5	100.0%	8	62.5%	13	100.0%	11	81.8%	▼
CET2949	7	100.0%	3	100.0%	5	100.0%	4	100.0%	▲
2013, 2047									
COP2360	112	69.6%	87	70.1%	114	75.4%	142	71.1%	▼
COP2800	143	58.0%	96	69.8%	140	68.6%	126	67.5%	▼
2013, 2047, 2067									
CAP2023	30	86.7%	24	79.2%			43	74.4%	
2047 - Computer Programming & Analysis									
CEN2002	34	79.4%	21	81.0%	40	80.0%	34	85.3%	▲
COP2654	23	60.9%	12	75.0%	14	71.4%			
COP2660	15	86.7%	15	73.3%	18	83.3%			
COP2842	32	81.3%	26	50.0%	42	76.2%	42	78.6%	▲
2047, 2067									
CGS2820	29	86.2%	18	72.2%	29	89.7%	8	62.5%	▼
CTS1851	149	55.7%	128	60.9%	153	66.7%	100	73.0%	▲
DIG2100	37	67.6%	17	64.7%	35	71.4%	24	87.5%	▲
2047, 2067, 223401									
COP2700	100	58.0%	119	75.6%	124	70.2%	129	63.6%	▼
COP2949	43	97.7%	37	91.9%	26	96.2%	33	93.9%	▼
2067 - Computer Information Technology									
CTS2214	23	87.0%	36	86.1%	34	76.5%	49	87.8%	▲

DIG1109	50	78.0%	49	81.6%	62	85.5%	54	88.9%	
2232 - Engineering Technology									
ETD2371			1	100.0%					
ETI1110	16	87.5%	22	90.9%	18	83.3%	21	52.4%	
ETI1420	9	88.9%	6	100.0%	20	80.0%	24	91.7%	
ETI1701	14	78.6%	13	100.0%	13	84.6%	32	78.1%	
ETM1010	9	88.9%	11	90.9%	15	80.0%	25	84.0%	
223401 - Database Technology									
CAP2741			4	50.0%			10	70.0%	
CTS2361			9	88.9%			3	100.0%	
CTS2375			9	66.7%			10	100.0%	
CTS2441							10	90.0%	
CTS2450							4	100.0%	
Other Computer Science Courses									
CAP2949	2	100.0%	1	100.0%			1	100.0%	
COP2220	90	82.2%	59	98.3%	73	93.2%	63	92.1%	
EET2326C	2	100.0%							
Grand Total	3389	74.5%	3215	74.1%	3204	76.1%	3396	75.6%	