

ASSESSMENT DAY

College of Workforce, Continuing and Adult Education
Cosmetology and Barbering
November 28, 2017

Academic Assessment

	LEVEL	FOCUS	CONDUCTED BY	FREQUENCY
Academic Success Committee	Program	<ul style="list-style-type: none"> Quality of assessment practices 	Committee of peers	Years 1 & 2
Instructional Program Review	Program / Cluster	<ul style="list-style-type: none"> Enrollment, retention, completion Industry certifications and job placement Program budget and staffing Advisory committees Curriculum changes 	Committee of peers	Year 3
Assessment Day	Course/ Program	<ul style="list-style-type: none"> Enrollment by demographics Graduation and retention Average class size Course success rate Placement rate SLOs, PLOs and ILOs 	Program Chair and Faculty	Years 1, 2, 3

Programs

[1084 - Cosmetology](#)

[1204 - Barbering](#)

Last Assessment Day Action Items

Assessment Meeting: 09/26/2016

- How to use the data and what data to use for marketing & recruitment purposes;
- Research more about Perkins funding and state licensure exam;
- Work on PLO's and Assessment Measures for Cosmetology;
- Meet together as faculty to prioritize challenges

Grade Distribution

Major and Associated Courses		2016-2017 (SU16, FA16, SP17)					
		Pass (A, B, C)	Fail (D, F)	FNs	Ws	W1s	Incs
1084- Cosmetology	COS0080L	133	10	5	1	0	0
	COS0081L	119	12	14	0	0	0
	COS0082L	120	6	2	2	0	0
	COS0083L	118	3	6	0	0	0
	COS0084L	79	15	2	0	0	0
	COS0905	8	0	0	0	0	0
	COS0930	11	0	0	0	0	0
1204- Barbering	COS0012L	29	2	2	0	0	0
	COS0501L	14	0	0	0	0	0
	COS0511L	22	3	6	1	0	0
	COS0560L	17	0	0	0	0	0
	COS0570L	19	0	0	0	0	0
	COS0580L	15	1	1	0	0	0
Total		704 (88%)	52 (6.5%)	38 (5%)	4 (0.5%)	0 (0%)	0 (0%)

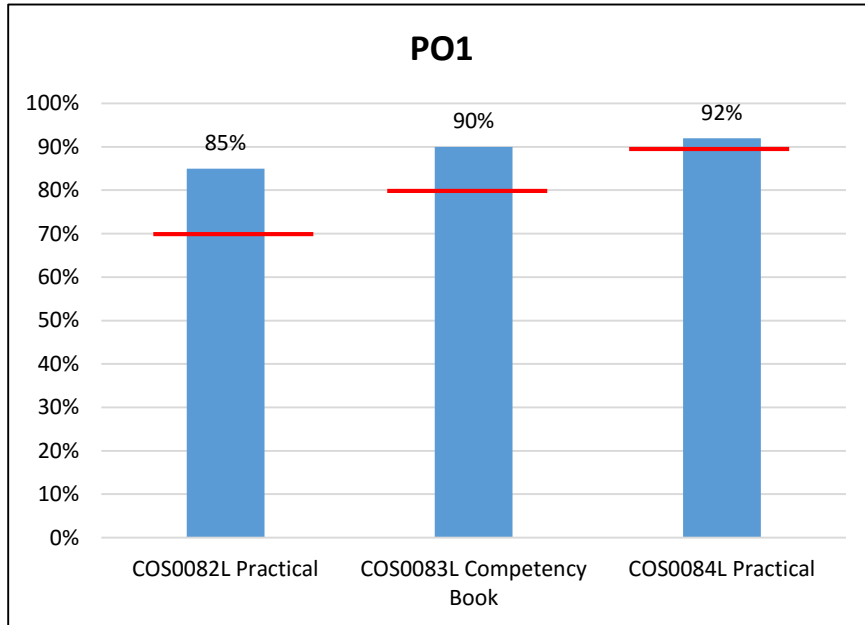
Cosmetology Program Learning Outcomes

Graduates of the program will be able to:

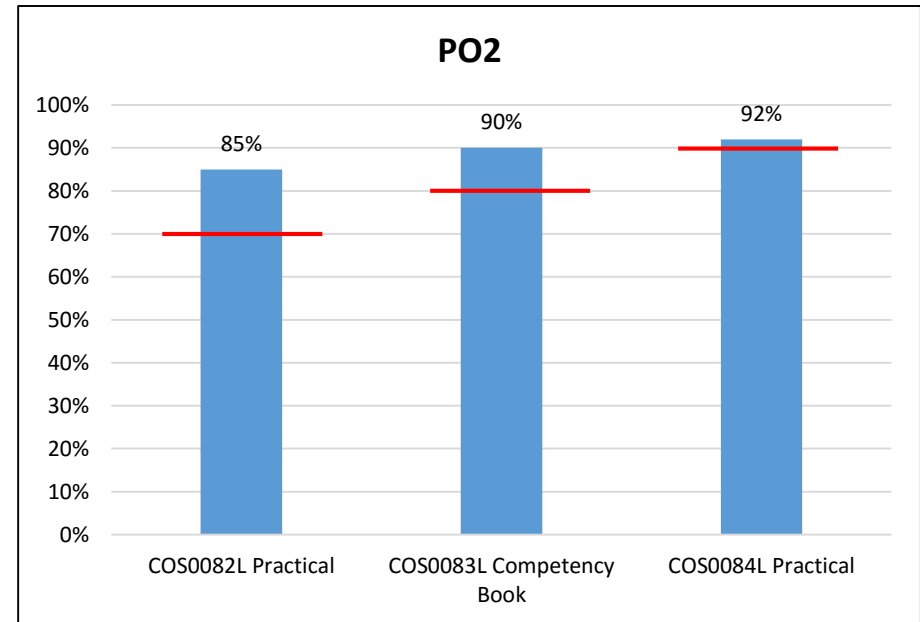
1. Perform all competencies in hair as required by the Florida State Board of Cosmetology.
2. Perform all competencies in skin as required by the Florida State Board of Cosmetology.
3. Perform all competencies in nails as required by the Florida State Board of Cosmetology.
4. Demonstrate in a classroom setting, the theory and skill based training for safe and efficient work practices based on OSHA and the Department of Business and Professional Regulations.
5. Apply critical thinking skills to solve problems that may arise in the cosmetology industry.

Assessment Data 2016-2017

1084 - Cosmetology



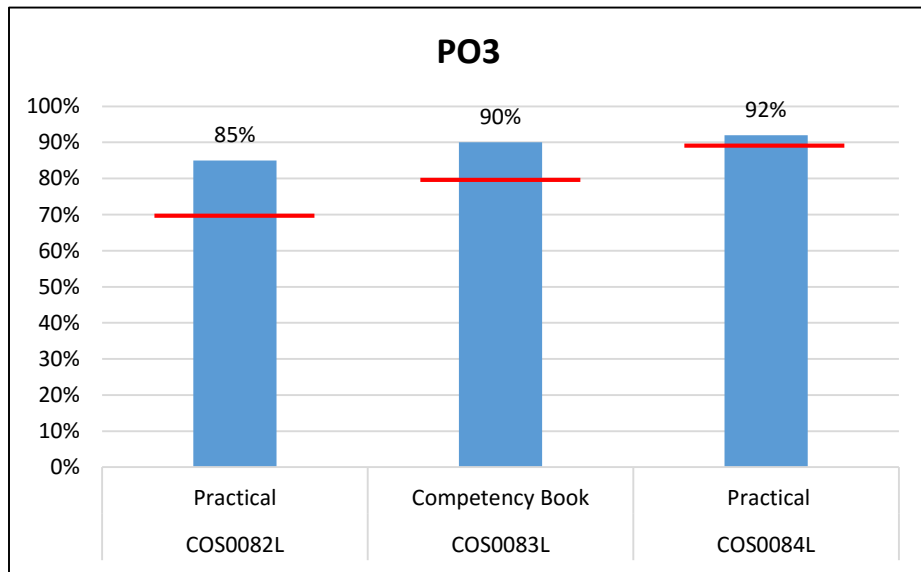
PO1: Perform all competencies in hair as required by the Florida State Board of Cosmetology. *Target: 80% of the competency book completed by level IV. 70% proficiency in level 3 (practical). 90% proficiency in level 5 (practical)*



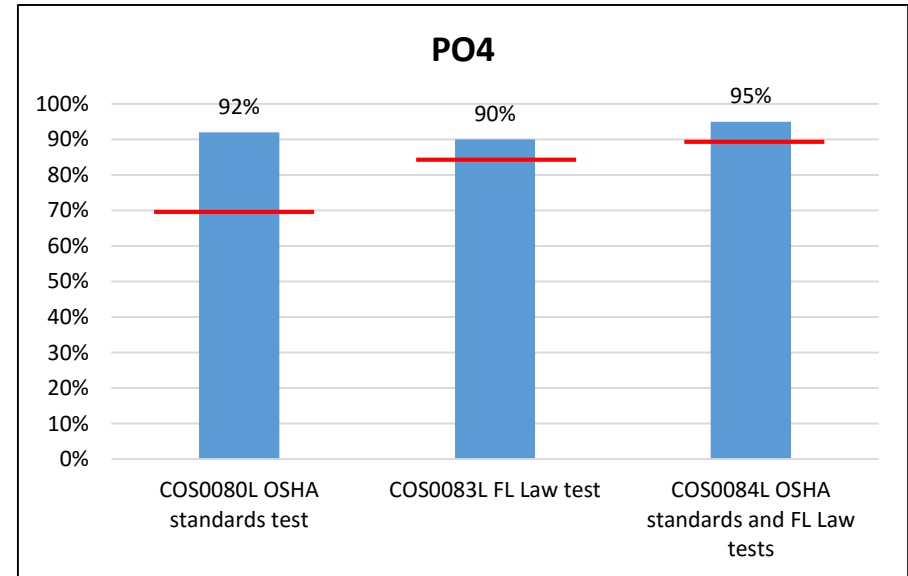
PO2: Perform all competencies in skin as required by the Florida State Board of Cosmetology. *Target: 80% of the competency book completed by level IV. 70% proficiency in level 3 (practical). 90% proficiency in level 5 (practical)*

Assessment Data 2016-2017

1084 - Cosmetology



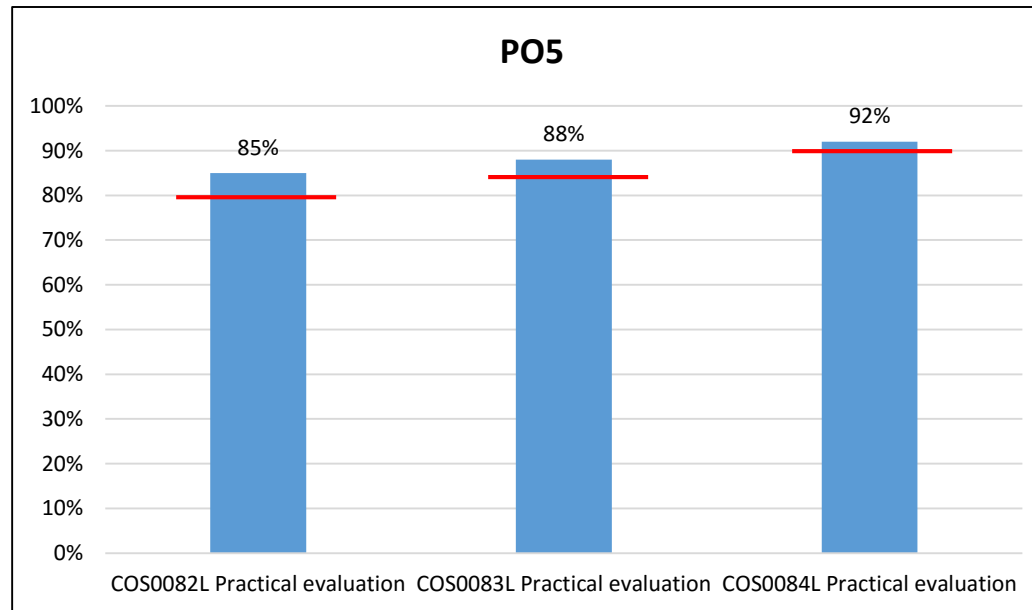
PO3: Perform all competencies in nails as required by the Florida State Board of Cosmetology. *Target: 80% of the competency book completed by level IV. 70% proficiency in level 3 (practical). 90% proficiency in level 5 (practical)*



PO4: Demonstrate in a classroom setting, the theory and skill based training for safe and efficient work practices based on OSHA and the Department of Business and Professional Regulations. *Target: 80% of students will achieve 70% or higher (OSHA standards test). 85% of students will achieve 80% or higher (FL Law test). 90% of students will achieve 90% or higher (OSHA standards and FL Law tests)*

Assessment Data 2016-2017

1084 - Cosmetology



PO5: Apply critical thinking skills to solve problems that may arise in the cosmetology industry. *Target: 80% of students will achieve 70% or higher (level III). 85% of students will achieve 80% or higher (level IV). 90% of students will achieve 90% or higher (level V)*

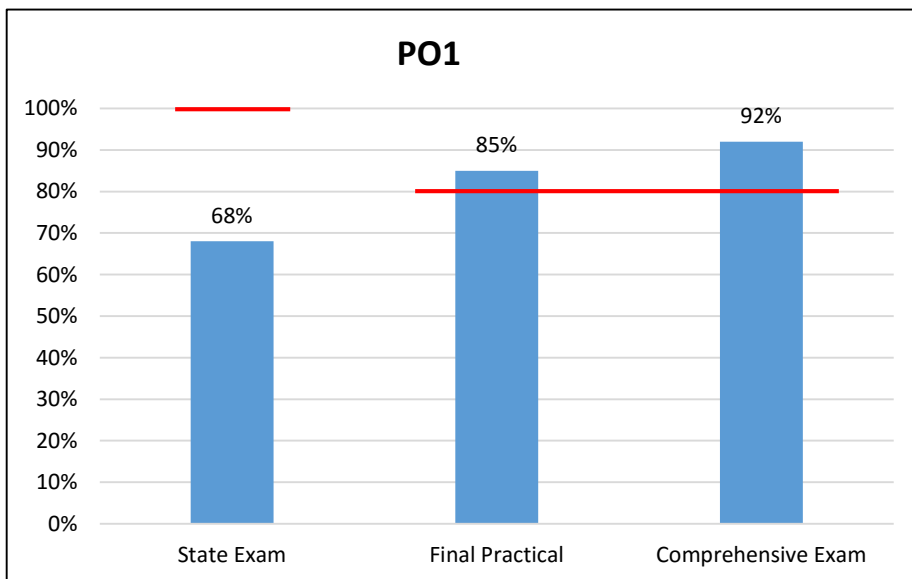
Barbering Program Learning Outcomes

Graduates of the program will be able to:

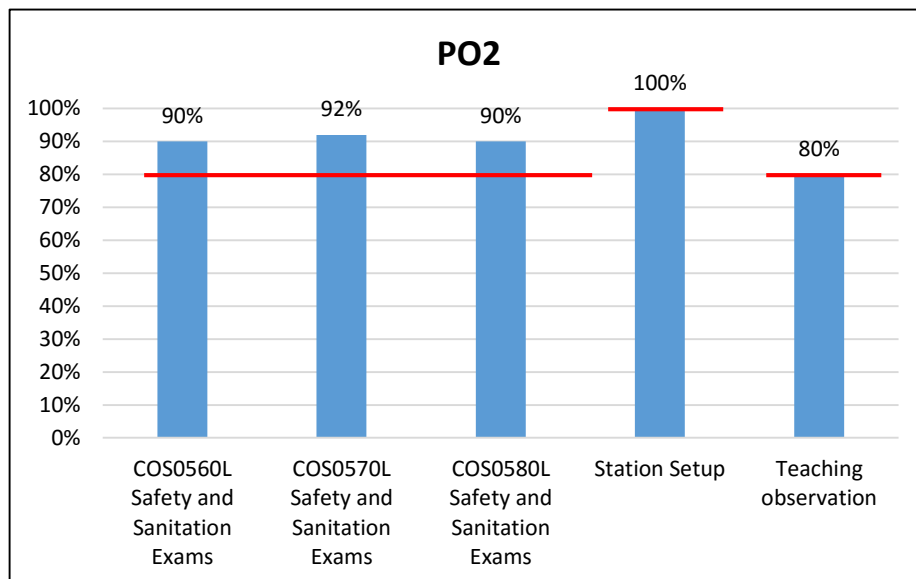
1. Complete all skills and techniques as required by State Board in the following categories: FL Law, Hair Structure & Chemistry, Haircutting & Styling, Shampooing, Chemical Procedures, Shaving, Beard & Mustache Trimming.
2. Demonstrate in a classroom setting, the theory and skill based training for safe and efficient work practices based on Occupational Safety and Health Administration (OSHA) standards and the Department of Business and Professional Regulations.
3. Develop a professional image, business standards and employability skills to satisfy a diverse population.
4. Apply critical thinking skills to solve problems that may arise in the barbering industry.

Assessment Data 2016-2017

1204 - Barbering



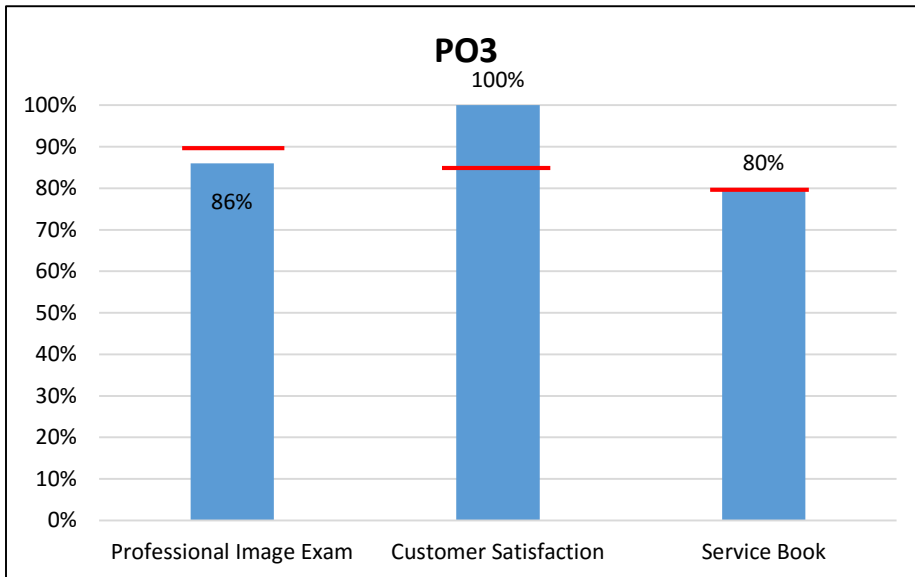
PO1: Complete all skills and techniques as required by State Board in the following categories: FL Law, Hair Structure & Chemistry, Haircutting & Styling, Shampooing, Chemical Procedures, Shaving, Beard & Mustache Trimming. *Target: 100% of students passing the State exam 100% of students achieving 80% or higher in the Final practical and the Comprehensive exam*



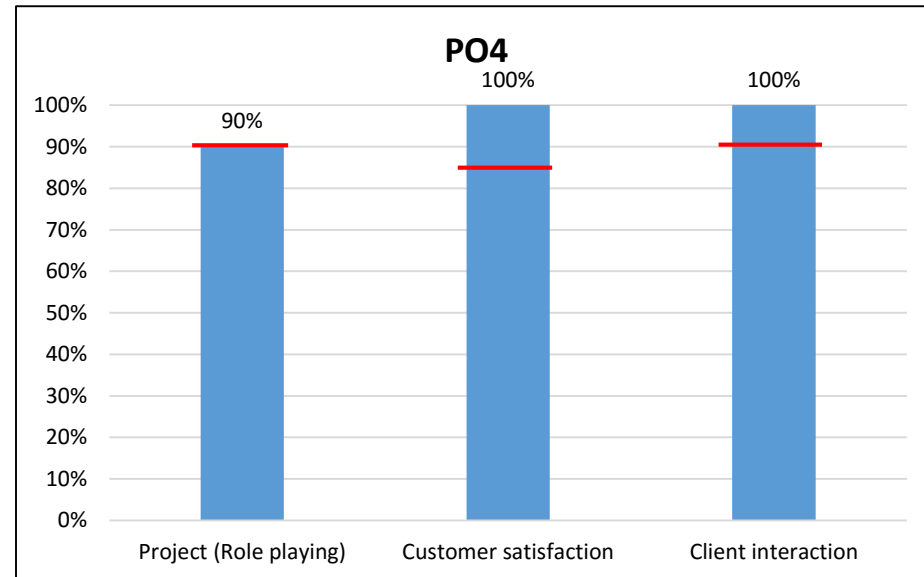
PO2: Demonstrate in a classroom setting, the theory and skill based training for safe and efficient work practices based on Occupational Safety and Health Administration (OSHA) standards and the Department of Business and Professional Regulations. *Target: 80% of students achieving 70% or higher in the Safety and Sanitation exams. 80% of students accomplishing correct station setting (Level II). 100% of students accomplishing correct station setting on the practical exam (Level III and above). 80% of students practice proper sanitation on a daily basis in the classroom*

Assessment Data 2016-2017

1204 - Barbering



PO3: Develop a professional image, business standards and employability skills to satisfy a diverse population. *Target:90% of students will pass the Professional Image Exam. 85% customer satisfaction. 80% of students will complete their service book for each level*



PO4: Apply critical thinking skills to solve problems that may arise in the barbering industry. *Target:90% of students will reflect excellent role playing. 85% customer satisfaction. 90% of students will demonstrate professional client interaction*

Assessment Data 2016-2017

Program vs. Institutional Learning Outcomes

Program	Critical/ Creative Thinking	Communication	Cultural Literacy	Information and Technical Literacy
1084 - Cosmetology	85%-92%	85%-92%	85%-92%	85%-94%
1204 - Barbering	68%-92%	86%-100%	84%-100%	90%-92%

Assessment Data 2015-2016

Program vs. Institutional Learning Outcomes

Program	Critical/ Creative Thinking	Communication	Cultural Literacy	Information and Technical Literacy
1084 - Cosmetology	90%	90%	90%	95%
1204 - Barbering	72%-96%	75%-100%	100%	90%

Course Success Rates

Major and Associated Courses		2013-2014		2014-2015		2015-2016		2016-2017	
		Attempted	% Successful	Attempted	% Successful	Attempted	% Successful	Attempted	% Successful
1084- Cosmetology	COS0080L	135	82%	113	89%	126	89%	150	89%
	COS0081L	118	85%	109	87%	116	88%	145	82%
	COS0082L	114	85%	114	91%	96	99%	130	92%
	COS0083L	98	91%	103	91%	104	86%	127	93%
	COS0084L	93	87%	93	88%	81	91%	96	82%
	COS0905	4	100%	9	100%	4	100%	8	100%
	COS0930							11	100%
1204- Barbering	COS0012L	26	100%	19	100%	21	76%	33	88%
	COS0501L	8	88%	8	100%	10	100%	14	100%
	COS0511L	27	89%	18	89%	20	85%	32	69%
	COS0560L	17	100%	15	87%	20	100%	17	100%
	COS0570L	15	93%	13	92%	24	88%	19	100%
	COS0580L			21	100%	20	90%	17	88%



■ Indicates a success rate of 90% or higher
■ Indicates a success rate between 70% and 89%
■ Indicates a success rate below 70%

Course Success Rates by Campus - Multiple Campuses Only (1 of 2)

Major, Associated Courses and Campus			2013-2014		2014-2015		2015-2016		2016-2017		
			Attempted	% Successful	Attempted	% Successful	Attempted	% Successful	Attempted	% Successful	
1084- Cosmetology	COS0080L	Daytona	94	87%	70	91%	69	87%	117	88%	↑
		Deltona	41	71%	43	86%	57	91%	33	91%	
	COS0081L	Daytona	84	87%	69	91%	63	84%	114	82%	
		Deltona	34	79%	40	80%	53	92%	31	81%	
	COS0082L	Daytona	80	86%	78	90%	53	100%	83	96%	
		Deltona	34	82%	36	94%	43	98%	47	85%	
	COS0083L	Daytona	68	88%	68	91%	63	78%	84	94%	↑
		Deltona	30	97%	35	91%	41	98%	43	91%	
	COS0084L	Daytona	52	81%	65	89%	49	98%	53	74%	↑
		Deltona	41	95%	28	86%	32	81%	43	93%	

■ Indicates a success rate of 90% or higher
■ Indicates a success rate between 70% and 89%
■ Indicates a success rate below 70%

Course Success Rates by Campus - Multiple Campuses Only (2 of 2)

Major, Associated Courses and Campus		2013-2014		2014-2015		2015-2016		2016-2017	
		Attempted	% Successful	Attempted	% Successful	Attempted	% Successful	Attempted	% Successful
1204- Barbering	COS0012L	Daytona					15	87%	
		Deltona				7	86%		
		New Smyrna				11	91%		
	COS0501L	Daytona				11	100%		
		New Smyrna				3	100%		
	COS0511L	Daytona				13	69%		
		Deltona				6	67%		
		New Smyrna				13	69%		
	COS0570L	Daytona				2	100%		
		New Smyrna				17	100%		

Indicates a success rate of 90% or higher

Indicates a success rate between 70% and 89%

Indicates a success rate below 70%




School Course Success Rate by Campus – Overall

Campus	2016-2017	
	Attempted	% Successful
Daytona	512	88%
Deltona	210	88%
New Smyrna Beach	77	91%
Total	799	88%

■ Indicates a success rate of 90% or higher
■ Indicates a success rate between 70% and 89%
■ Indicates a success rate below 70%

Course Success Rates - Multiple Instructional Methods Only

Major, Associated Courses and IM			2016-2017	
			Attempted	% Successful
1084- Cosmetology	COS0082L	Lecture	91	93%
		Hybrid	39	90%
	COS0084L	Lecture	34	100%
		Hybrid	62	73%
	COS0905	IS	6	100%
		Lecture	2	100%
1204- Barbering	COS0560L	Lecture	8	100%
		Hybrid	9	100%
	COS0580L	Lecture	10	90%
		Hybrid	7	86%
DSC	Hybrid		81%	
	Lecture		81%	
	Online		76%	

 Indicates a success rate of 90% or higher
 Indicates a success rate between 70% and 89%
 Indicates a success rate below 70%

School Course Success Rate by Instructional Method – Overall

Campus	2016-2017	
	Attempted	% Successful
IS	6	100%
Lecture	676	89%
Hybrid	117	81%
Total	799	88%

■ Indicates a success rate of 90% or higher
■ Indicates a success rate between 70% and 89%
■ Indicates a success rate below 70%

Course Success Rates - Multiple Session or Sub-sessions Only (1 of 2)

Major, Associated Courses and Session			2013-2014		2014-2015		2015-2016		2016-2017		
			# Attempted	% Successful	# Attempted	% Successful	# Attempted	% Successful	# Attempted	% Successful	
1084 - Cosmetology	COS0080L	FA Full term	70	86%	68	91%	79	89%	117*	91%	↑
		SP Full term	49	76%	28	89%	47	89%	33*	82%	
		SU Full term	16	88%	17	82%					
	COS0081L	FA Full term	76	88%	84	87%	74	89%	111*	84%	
		SP Full term	42	79%	25	88%	42	86%	34*	76%	
	COS0082L	FA Full term	11	100%	16	69%	7	100%			
		SP Full term	58	84%	63	98%	65	98%	91*	93%	
		SU Full term	45	82%	35	89%	24	100%	39	90%	
	COS0083L	FA Full term	33	94%	33	91%	39	95%	35*	97%	↑
		SP Full term	65	89%	70	91%	65	80%	92*	91%	
		SU Full term									
	COS0084L	FA B term					3	100%			
FA Full term		33	85%	32	88%	23	87%	34*	100%	↑	
SP Full term		8	88%	9	89%						
COS0905	SU Full term	52	88%	52	88%	55	93%	62*	73%		
	FA Full term	1	100%	2	100%	3	100%	4*	100%		
	SP Full term	3	100%	4	100%	1	100%	3*	100%		
	SU Full term			3	100%			1	100%		

Indicates a success rate of 90% or higher

Indicates a success rate between 70% and 89%




Indicates a success rate below 70%

*DYN

Course Success Rates - Multiple Session or Sub-sessions Only (2 of 2)

Major, Associated Courses and Session (All courses offered in Full term only.)			2013-2014		2014-2015		2015-2016		2016-2017	
			Attempted	% Successful	Attempted	% Successful	Attempted	% Successful	Attempted	% Successful
1204 - Barbering	COS0012L	A term					2	100%		
		FA Full term	17	100%	7	100%	8	75%	17*	88%
		SP Full term	9	100%	12	100%	11	73%	16*	88%
	COS0501L	FA Full term	3	67%	3	100%	4	100%	3*	100%
		SP Full term	5	100%	3	100%	3	100%	11*	100%
		SU Full term			2	100%	3	100%		
	COS0511L	FA Full term	17	94%	7	86%	9	89%	16*	63%
		SP Full term	10	80%	11	91%	11	82%	16*	75%
	COS0560L	FA Full term					5	100%		
		SP Full term	17	100%	6	100%	8	100%	8*	100%
		SU Full term			9	78%	7	100%	9	100%
	COS0570L	FA Full term			7	100%	16	94%	10*	100%
		SP Full term	15	93%	6	83%	8	75%	9*	100%
	COS0580L	FA Full term			7	100%	11	91%	10*	90%
		SP Full term					5	80%		
SU Full term				14	100%	4	100%	7	86%	

*DYN

 Indicates a success rate of 90% or higher
 Indicates a success rate between 70% and 89%
 Indicates a success rate below 70%

Source: IR Program Assessment Data

School Course Success Rate By Sub-session

Session and Sub-session		2016-2017	
		Attempted	% Successful
FA	A term		
	B term		
	Full term	368*	89%
SP	A term		
	B term		
	Full term	313*	89%
SU	Full term	118	81%
Total		779	88%

*DYN

■ Indicates a success rate of 90% or higher
■ Indicates a success rate between 70% and 89%
■ Indicates a success rate below 70%

Average Class Size

Major and Associated Courses		2013-2014		2014-2015		2015-2016		2016-2017	
		Sections	Avg. Size	Sections	Avg. Size	Sections	Avg. Size	Sections	Avg. Size
1084- Cosmetology	COS0080L	5	27	5	23	4	32	6	25
	COS0081L	5	24	5	22	4	29	6	24
	COS0082L	5	23	5	23	5	19	6	22
	COS0083L	5	20	5	21	6	17	6	21
	COS0084L	5	19	5	19	5	16	4	24
	COS0905					2	2	1	2
	COS0930							1	11
1204- Barbering	COS0012L	2	14	2	10	3	7	5	7
	COS0501L					3	3	2	7
	COS0511L	2	14	2	9	3	7	5	6
	COS0560L	1	17	2	8	4	5	3	6
	COS0570L	1	15	2	7	5	5	3	6
	COS0580L			2	11	4	5	2	9

Average Class Size

Major and Associated Courses		IM	2016-2017	
			Sections	Avg. Size
1084- Cosmetology	COS0082L	Lecture	4	23
		Hybrid	2	20
	COS0084L	Lecture	2	17
		Hybrid	2	31
1204- Barbering	COS0560L	Lecture	2	4
		Hybrid	1	9
	COS0580L	Lecture	1	10
		Hybrid	1	7

College Total

Instructional Method	2013-2014 Avg. Size	2014-2015 Avg. Size	2015-2016 Avg. Size	2016-2017 Avg. Size
Hybrid	22	22	21	23
Lecture	23	22	22	21
Online	28	29	30	30

Licensing Exam

	2008/09	2009/10	2010/11	2011/12	2012/13	2013/14	2014/15	2015/2016
Barbering						100%	94%	86%
Cosmetology	86.3%	89%	95%	95%	96%	95%	89%	86%

Source: Daytona State Department Chairs are solicited for this data.

Graduation Rates

Major	Summer or Fall Term	Registered in First Course	Graduation			
			Graduated within 150% Time	Graduation Rate	Graduated within 200% Time	Graduation Rate
1084- Cosmetology	FA12	71	45	63.4%	47	66.2%
	FA13	86	46	53.5%	47	54.7%
	FA14	85	50	58.8%	51	60.0%
	FA15– 200% In Progress	79	36	45.6%	37	46.8%
	FA16 – In Progress	140	59	42.1%	59	42.1%
1204- Barbering	FA13	17	14	82.4%	14	82.4%
	FA14	7	2	28.6%	2	28.6%
	FA15– 200% In Progress	10	4	40.0%	5	50.0%
	FA16 – In Progress	20	5	25.0%	5	25.0%

College average (150%- 57.3%, 200%- 63.3%)

1084 PT program courses began in SP13.

1204 began in FA13. 1204 PT program discontinued FA15.

First Course- 1084- COS0080L, 1084 PT- COS0080PL, 1204- COS0012L, 1204 PT- COS0012PL

Fall term includes prior Summer term enrollment in major.

200% Graduation Rate includes graduates in 150% Rate.

Source: IR Program Assessment Data

Retention Rates

Major	Fall Term	Registered	Exclusions	Adjusted Cohort	Retained by DSC		Retained by Program		Retained by College
					N	%	N	%	%
1084 COSMETOLOGY	2011	171	84	87	4	5%	32	37%	42%
	2012	141	105	36	2	6%	8	22%	28%
	2013	144	72	72	5	7%	18	25%	32%
	2014	155	84	71	3	4.2%	15	21.1%	25%
	2015	124	58	66	8	12.1%	13	19.7%	31.8%
1204 BARBERING	2013	23	14	9	1	11%	5	56%	67%
	2014	28	13	14	0	0%	4	26.7%	27%
	2015	30	19	11	1	9.1%	0	0%	9.1%

College average (64.4%)

Registered - Includes all students enrolled in the fall term of the specified year, with the specified program as their primary major.

Exclusions - Includes students who are deceased or graduated fall of the specified year or the following spring or summer.

Adjusted Cohort - Registered students less exclusions.

Not retained - Students who were not registered the following fall term.

Retained by DSC - Students who were still registered at DSC the following fall but with a different primary major.

Retained by Program - Students who were registered the following fall with the same primary major.

Source: IR Program Assessment Data

Placement Rates (College average: 94.5%)

Program Title	Major	2010/11		2011/12		2012/13		2013/14		2014/15		Average Annual Salary
		DSC%	FCS%	DSC%	FCS%	DSC%	FCS%	DSC%	FCS%	DSC%	FCS%	
Cosmetology	1084	68%	67%	58%	64%	52%	58%	43%	48%	48%	49%	\$23,880

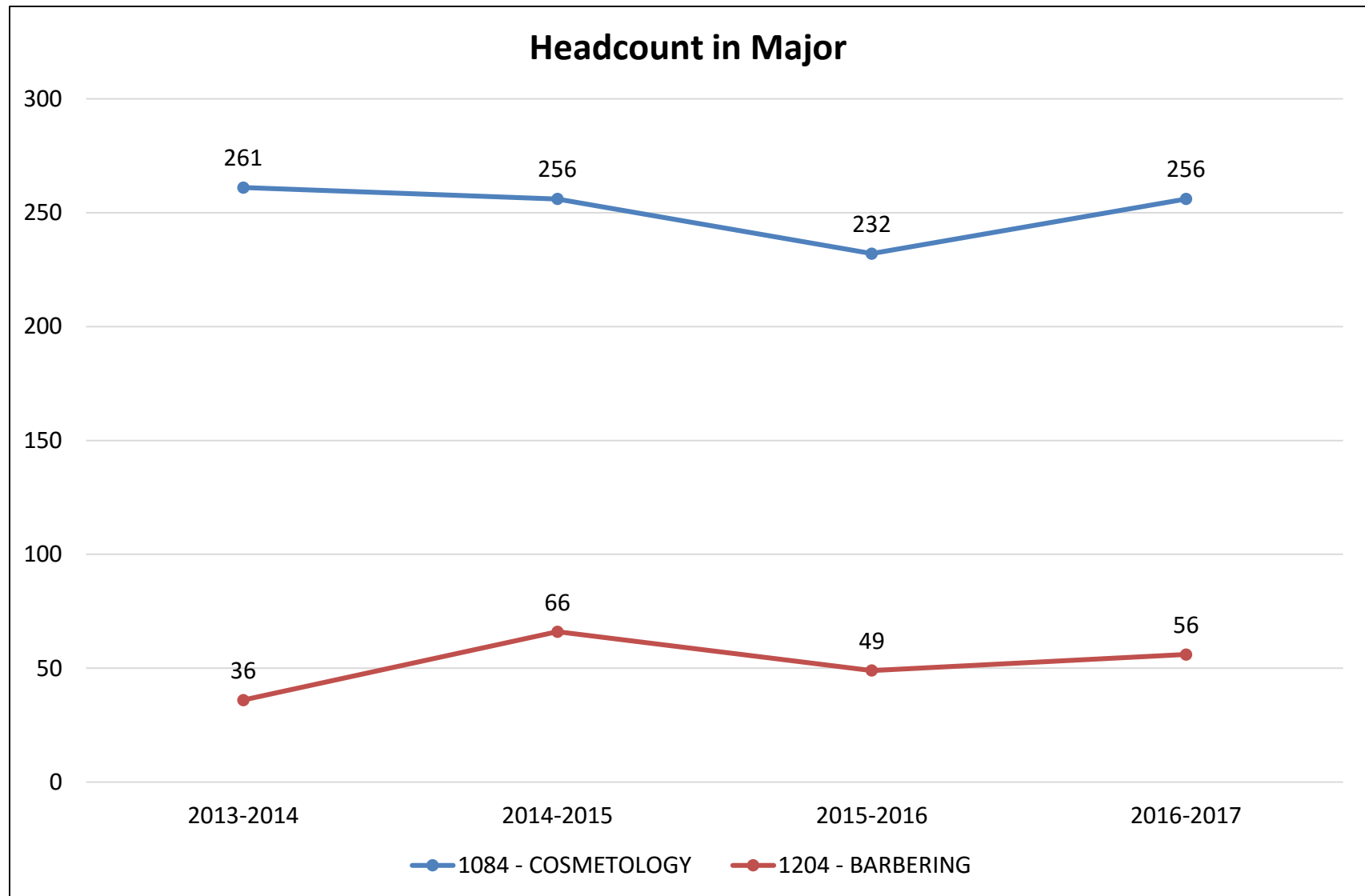
- Indicates the College average above the State Averages
- Indicates the College average same as the State Averages
- Indicates the College average below the State Averages

Source: Florida Education Training Placement Information Program (FETPIP)

*Currently Inactive Program

N/A - No placement data for the program.

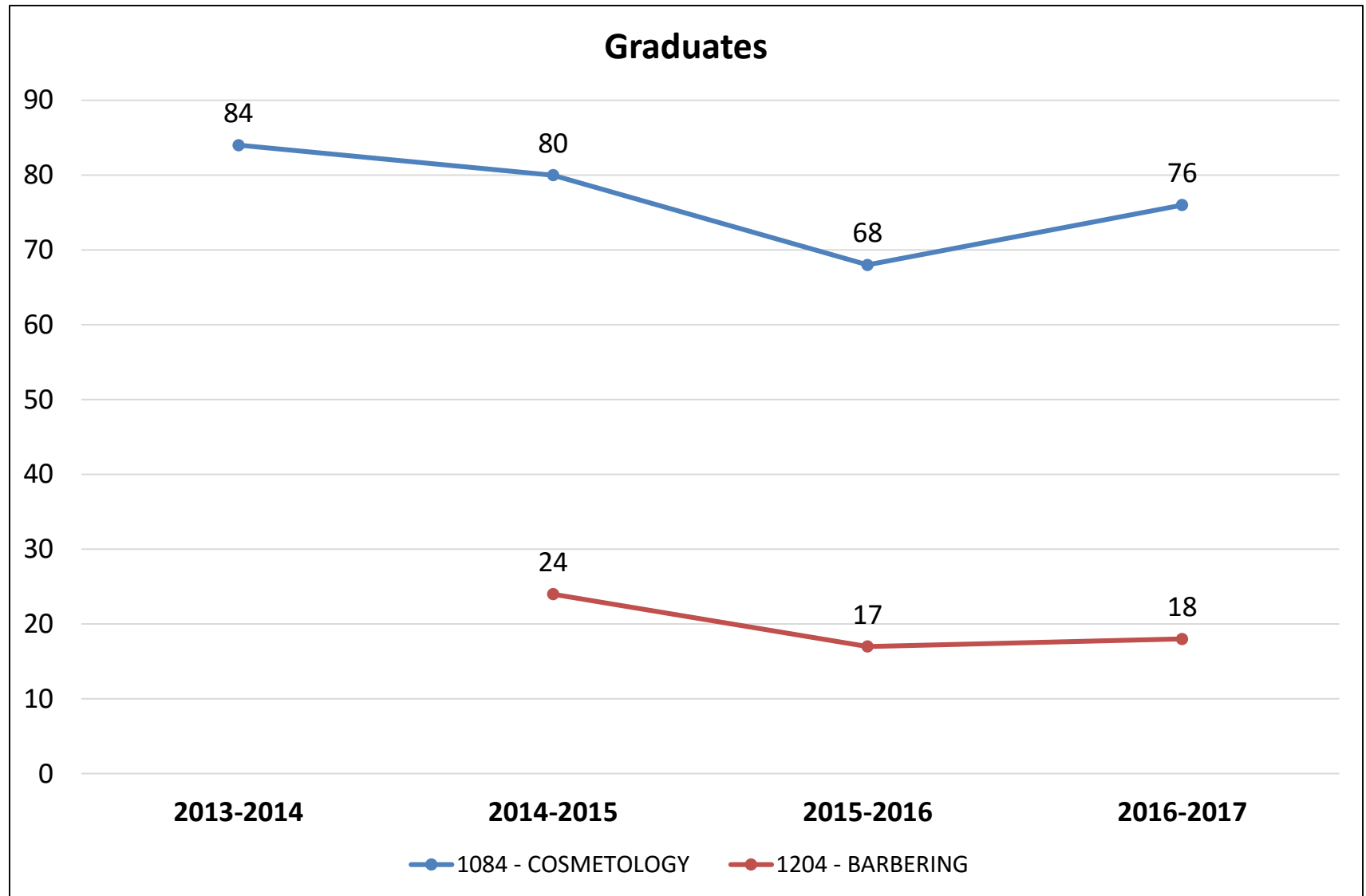
\$**, *** Less than 10 graduates found employed.



College Enrollment Decreased: 3%(13/14); 0.73%(14/15); 1.14% (15/16); 5.5%(16/17)

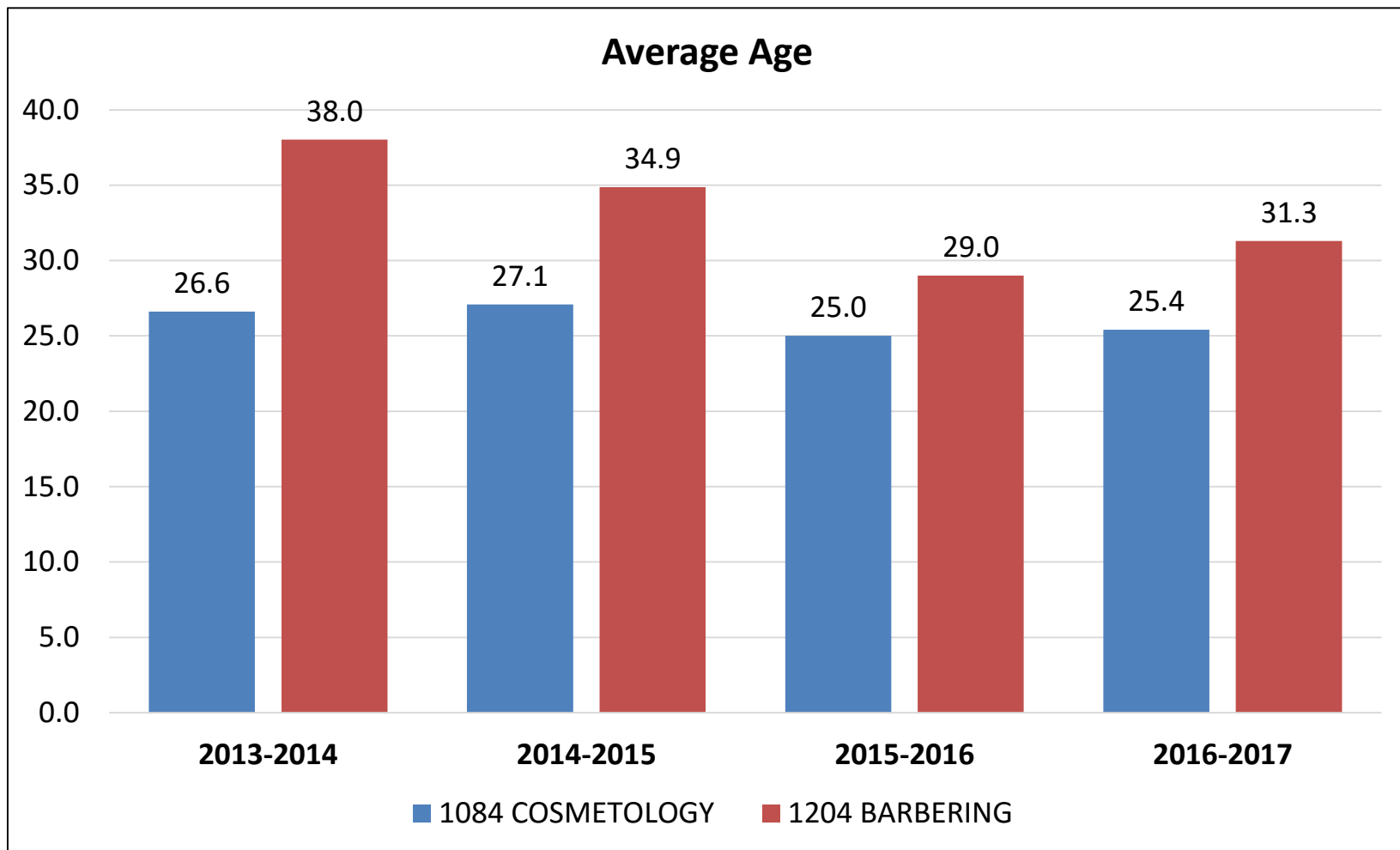
Source: IR Program Assessment Data

Students are duplicated across programs, unduplicated in the total.

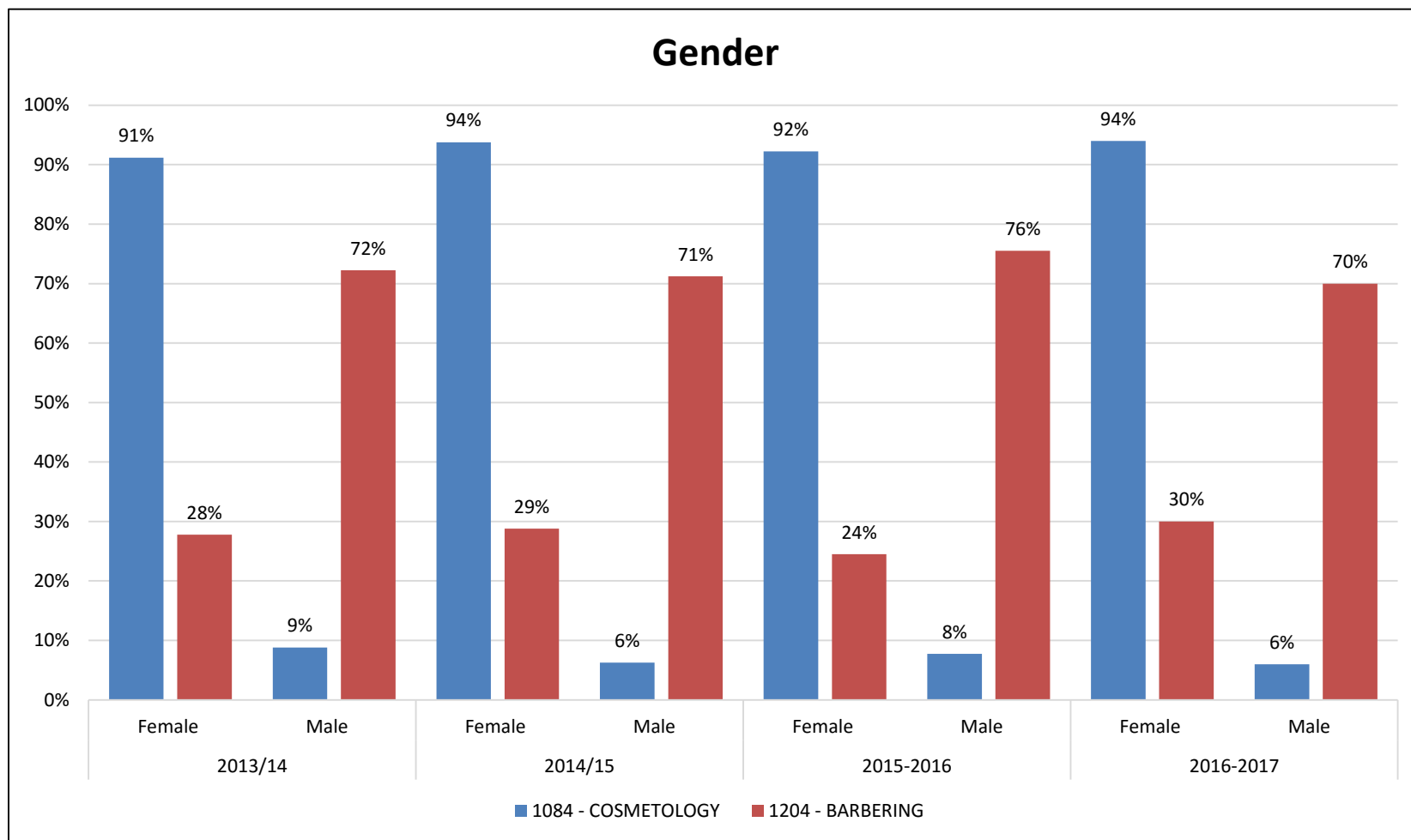


Blank cells or missing years indicate no graduates.

Source: IR Program Assessment Data



Major	2013-2014	2014-2015	2015-2016	2016-2017
All Programs	27.9	28.3	26	26.4
Daytona State College	26.6	26.4	26	27

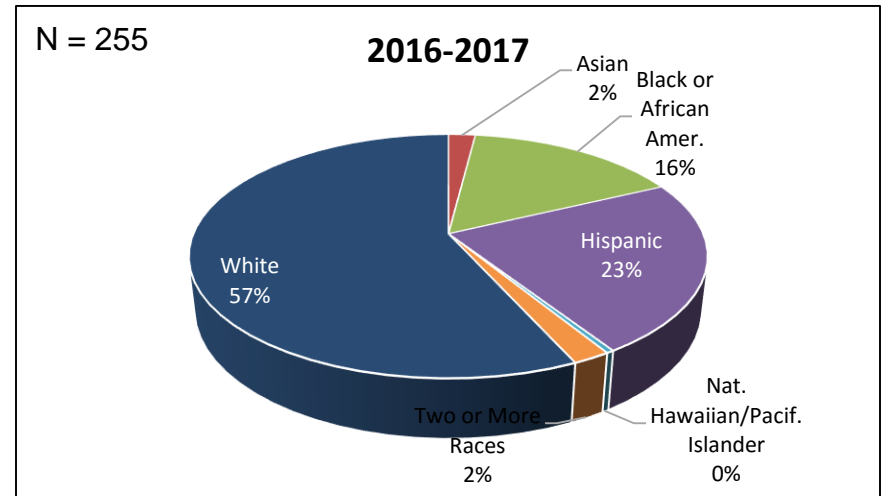
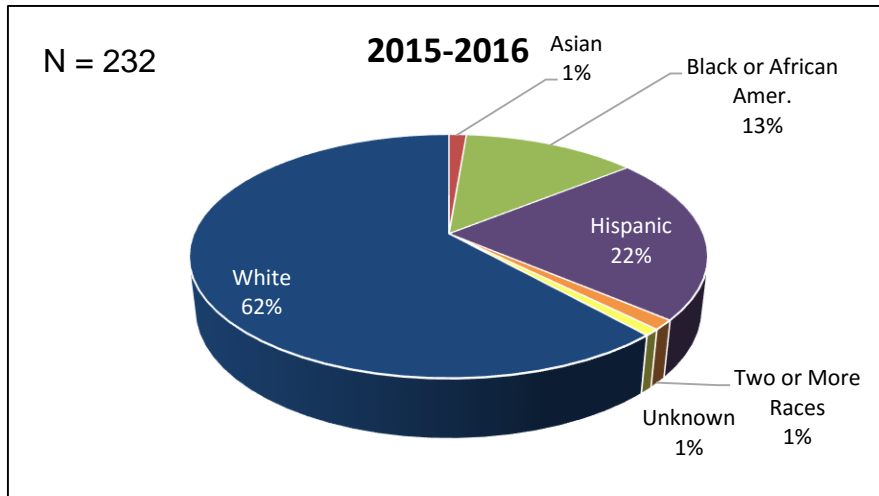
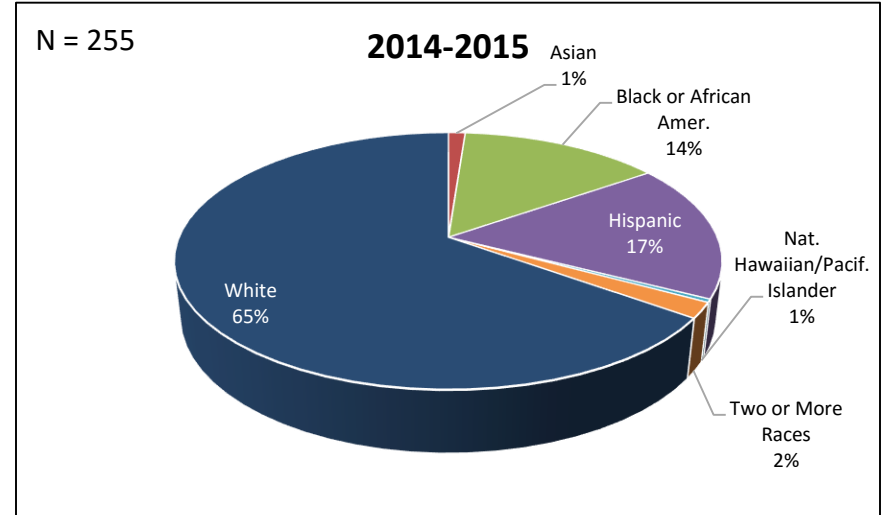
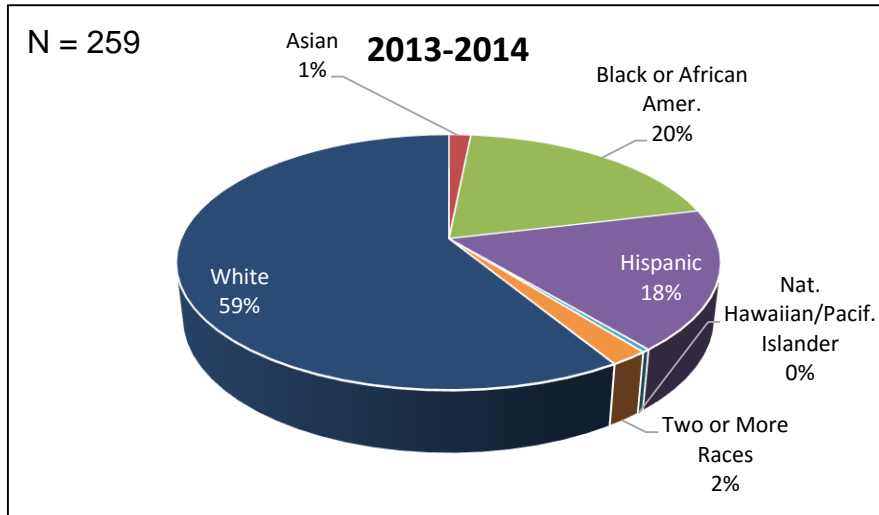


Major	2013-2014		2014-2015		2015-2016		2016-2017	
	Female	Male	Female	Male	Female	Male	Female	Male
Daytona State College	59%	41%	60%	40%	60%	40%	60%	40%

Excludes individuals whose gender is not reported.

Source: IR Program Assessment Data

Race / Ethnicity Cosmetology, # 108400

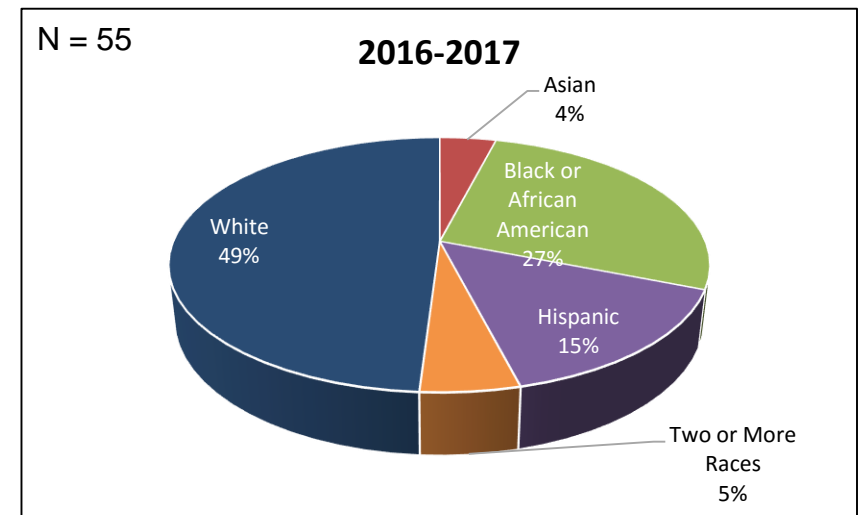
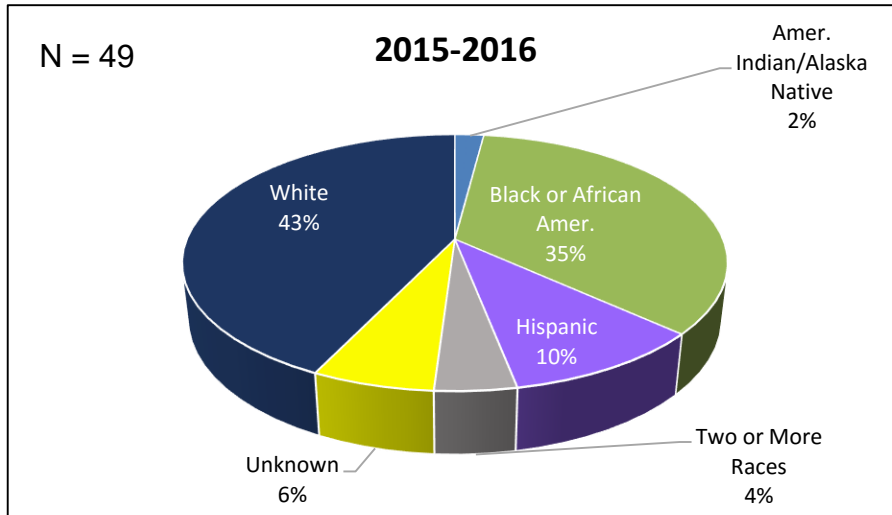
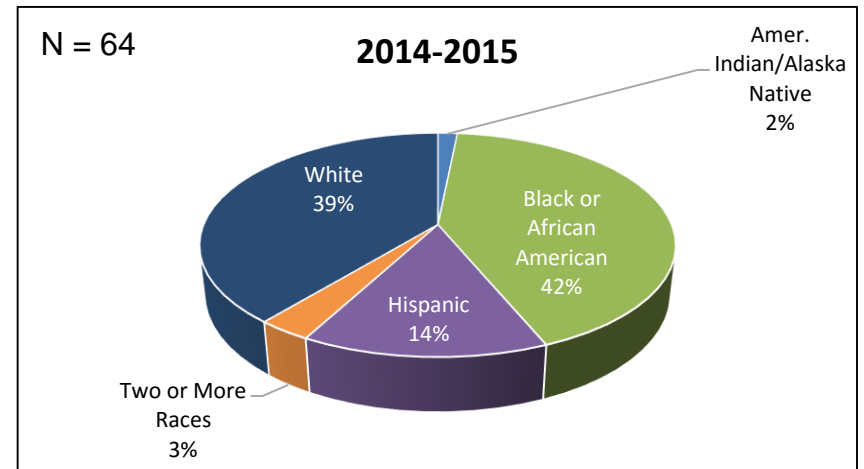
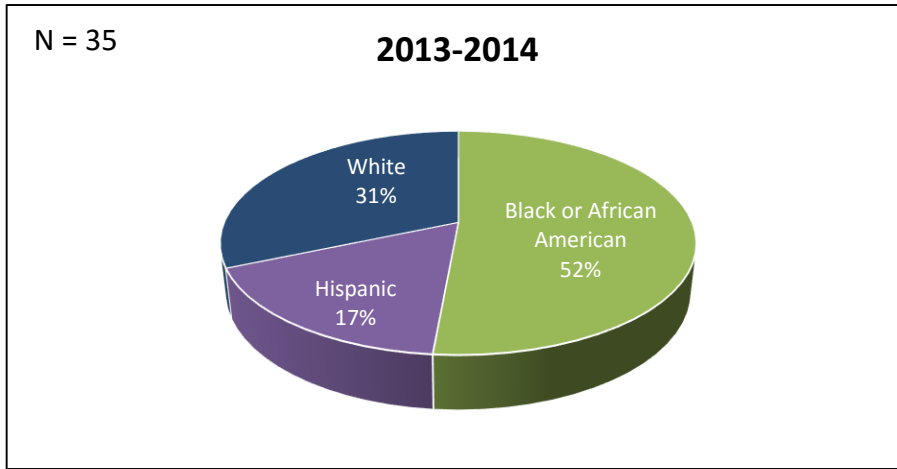


DSC Averages 2016-2017

Amer Indian/ Alaska Native	Asian	Black or African Amer	Hispanic	Nat Hawaiian Pacif Islander	2 or More Races	White
0.4%	2%	14%	15%	0.2%	2%	66%

Excludes individuals whose race / ethnicity is not reported.

Race / Ethnicity Barbering, #120400



DSC Averages 2016-2017

Amer Indian/ Alaska Native	Asian	Black or African Amer	Hispanic	Nat Hawaiian Pacif Islander	2 or More Races	White
0.4%	2%	14%	15%	0.2%	2%	66%

Excludes individuals whose race / ethnicity is not reported.