

ASSESSMENT DAY

College of Workforce, Continuing and Adult Education

School of Adult Education

April 9, 2018

Strengths

Challenges

Recommendations

Academic Assessment

	LEVEL	FOCUS	CONDUCTED BY	FREQUENCY
Academic Success Committee	Program	<ul style="list-style-type: none"> Quality of assessment practices 	Committee of peers	Years 1 & 2
Instructional Program Review	Program / Cluster	<ul style="list-style-type: none"> Enrollment, retention, completion Industry certifications and job placement Program budget and staffing Advisory committees Curriculum changes 	Committee of peers	Year 3
Assessment Day	Course/ Program	<ul style="list-style-type: none"> Enrollment by demographics Graduation and retention Average class size Course success rate Placement rate SLOs, PLOs and ILOs 	Program Chair and Faculty	Years 1, 2, 3

Last Assessment Day Action Items

Action Items 03/28/2017:

1. Review SFI grant for child care and transportation
2. Create D2L shells for the adjunct professors in all areas
3. Partner with Volusia County schools with high concentration of ESOL's
targeting the parents of the students

For Institutional Effectiveness:

1. Persistence rate for ESOL
2. Primary major for those students transitioning to college credit courses

Programs in this Department

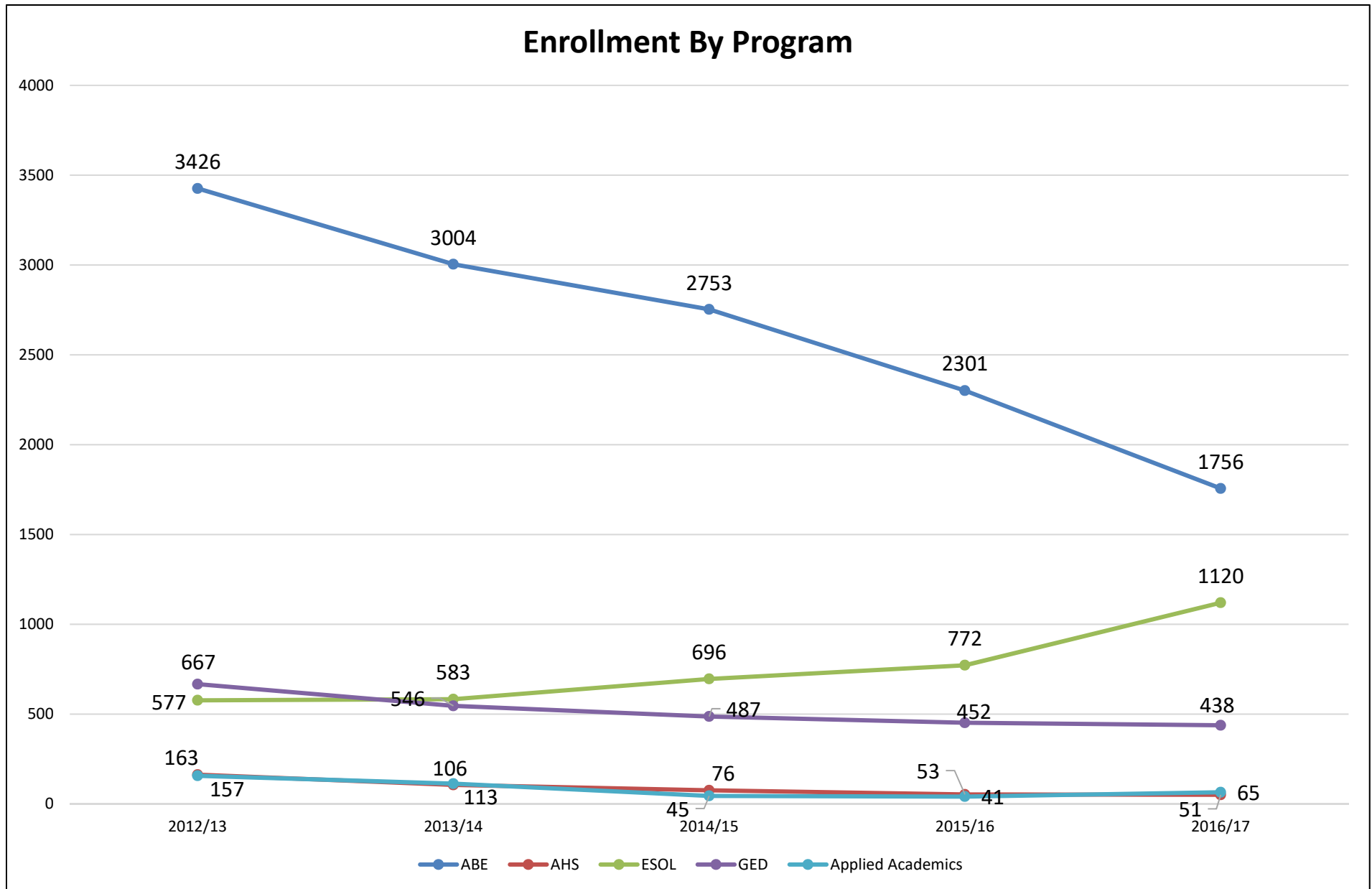
Adult Basic Education

Adult High School

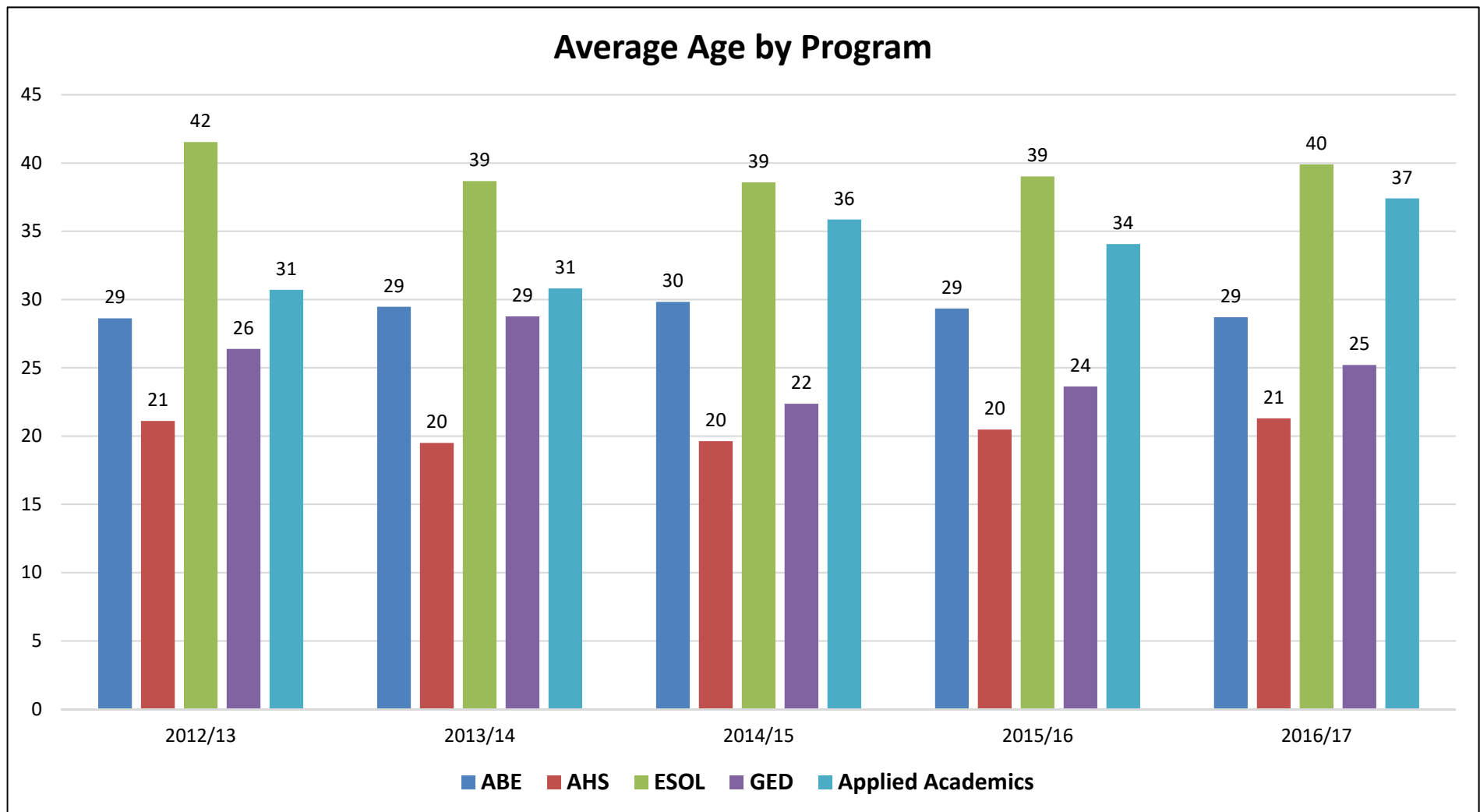
English for Speakers of Other Languages
(ESOL)

GED

Applied Academics



College Enrollment Decreased: 3%(13/14); 0.73%(14/15); 1.14% (15/16); 5.5%(16/17)

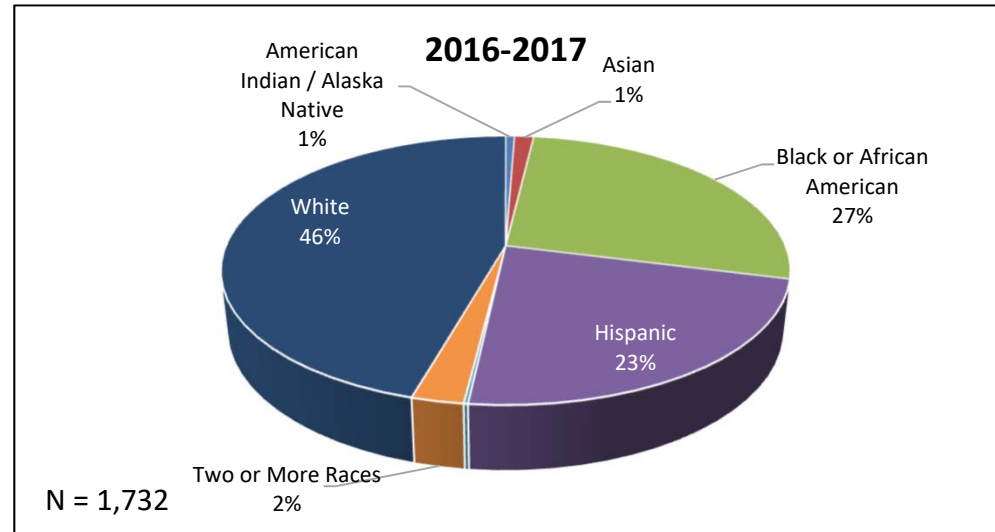
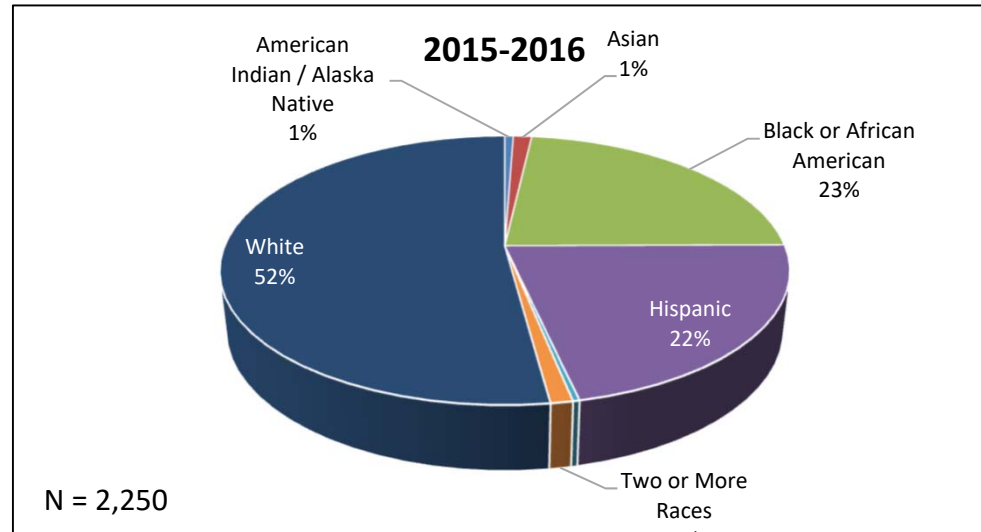
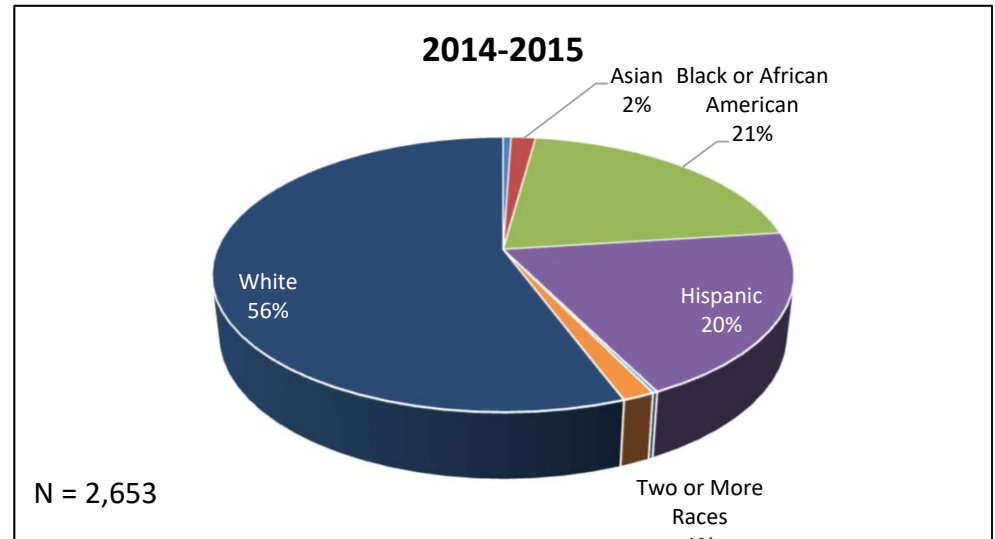
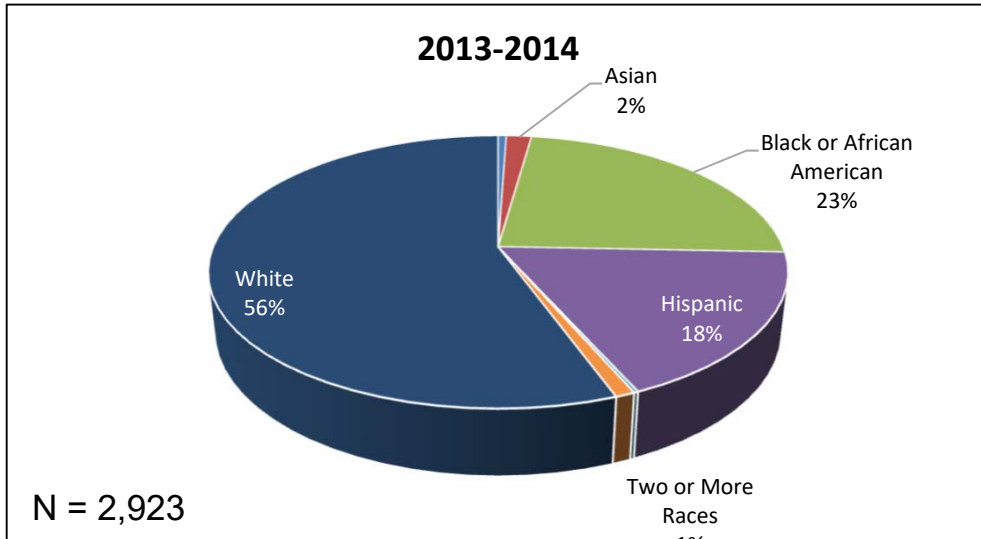


Average Age	2013/14	2014/15	2015/16	2016/17
Adult Education	31	31	31	32
Daytona State College	27	26	26	27

Enrollment by Gender and Program

Enrollment by Gender and Program	2013-2014		2014-2015		2015-2016		2016-2017	
	Female	Male	Female	Male	Female	Male	Female	Male
ABE	52%	48%	54%	46%	53%	47%	56%	44%
AHS	17%	83%	38%	63%	48%	53%	46%	54%
ESOL	68%	32%	63%	37%	67%	33%	67%	33%
GED	47%	53%	39%	61%	54%	46%	51%	49%
Applied Academics	86%	14%	86%	14%	69%	31%	67%	33%
Adult Education	55%	45%	55%	45%	56%	44%	59%	41%
DSC	59%	41%	60%	40%	60%	40%	60%	40%

Enrollment by Race/Ethnicity ABE

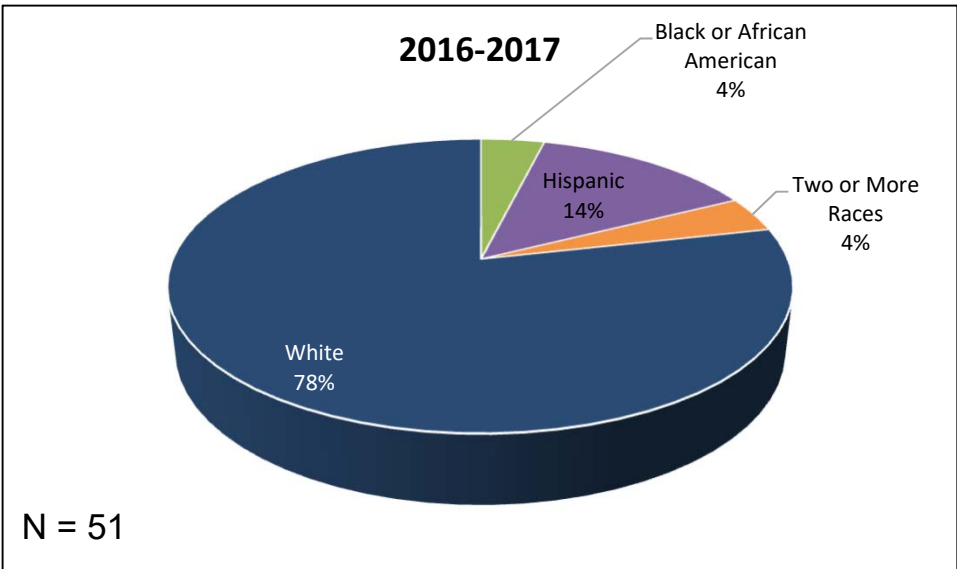
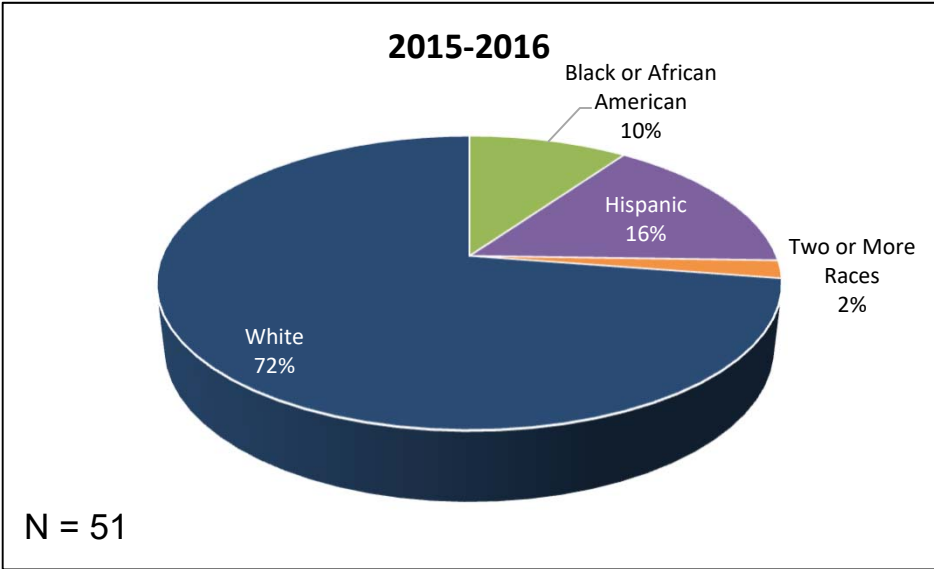
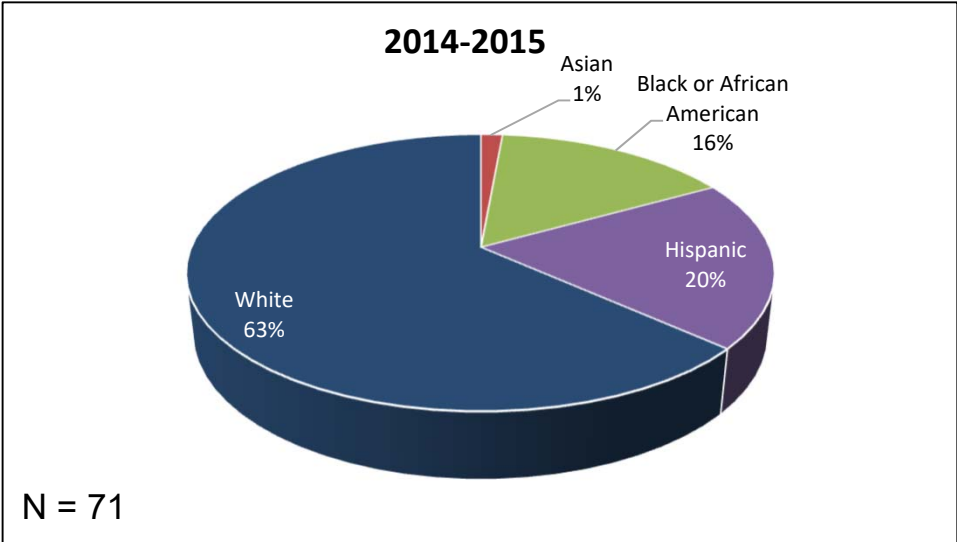
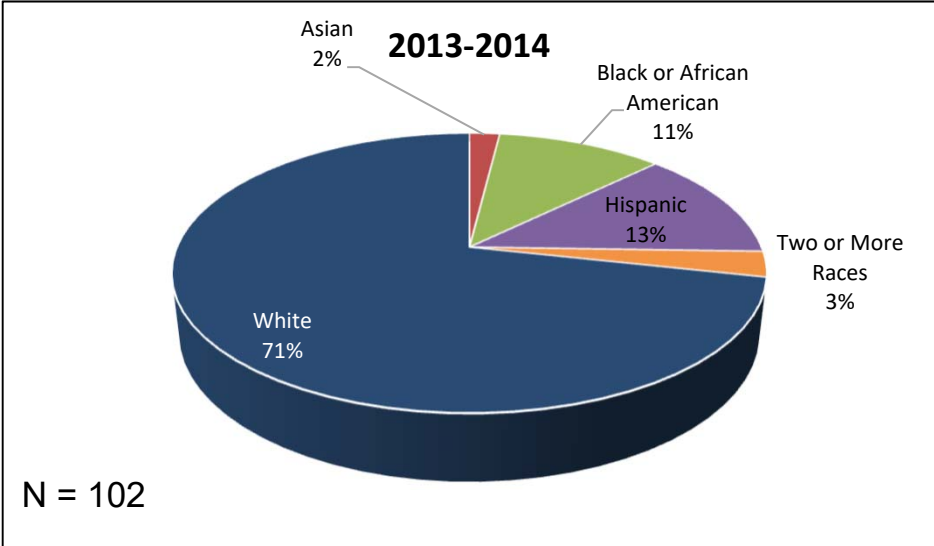


DSC Averages 2016-2017

Amer Indian/ Alaska Native	Asian	Black or African Amer	Hispanic	Nat Hawaiian Pacif Islander	2 or More Races	White
0.4%	2%	14%	15%	0.2%	2%	66%

Source: IR Program Assessment Data

Enrollment by Race/Ethnicity AHS

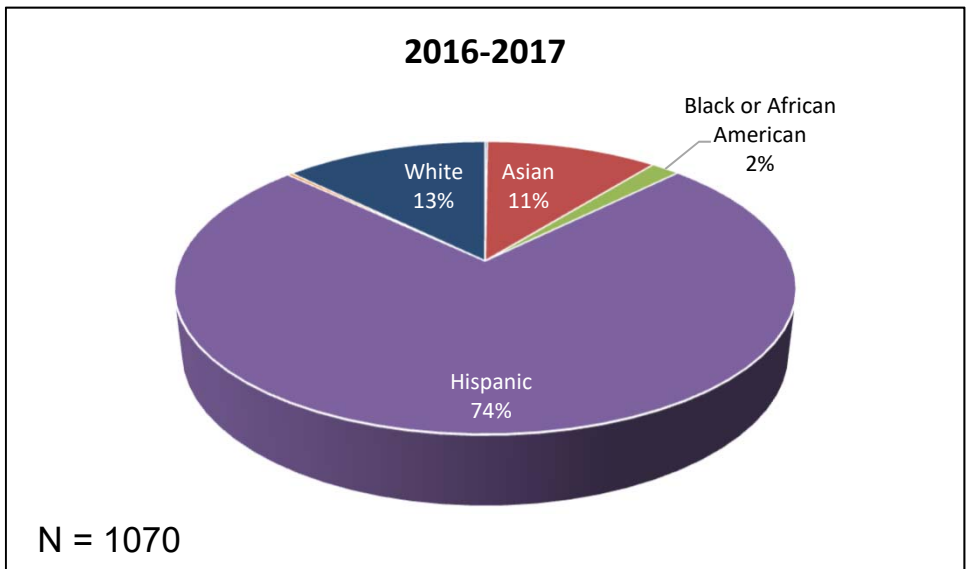
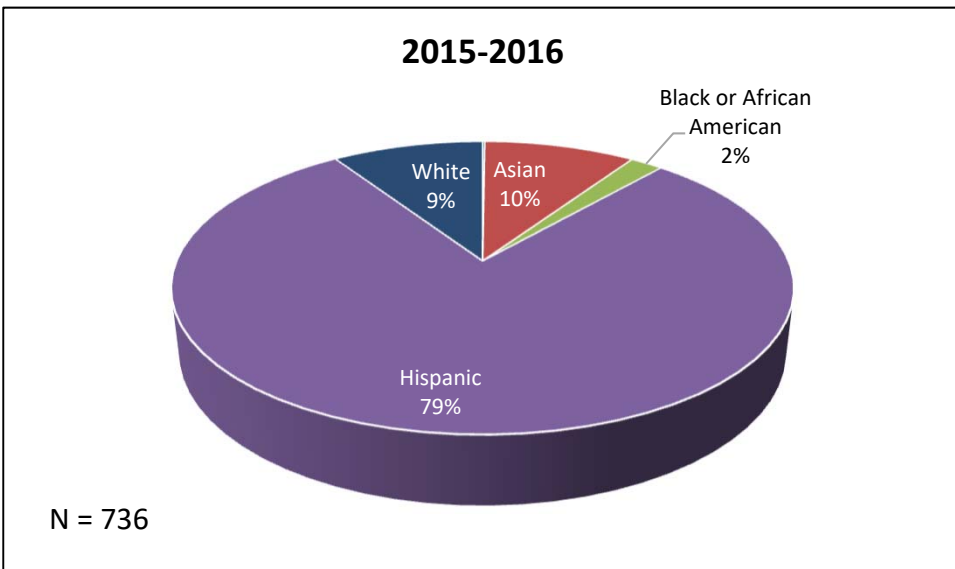
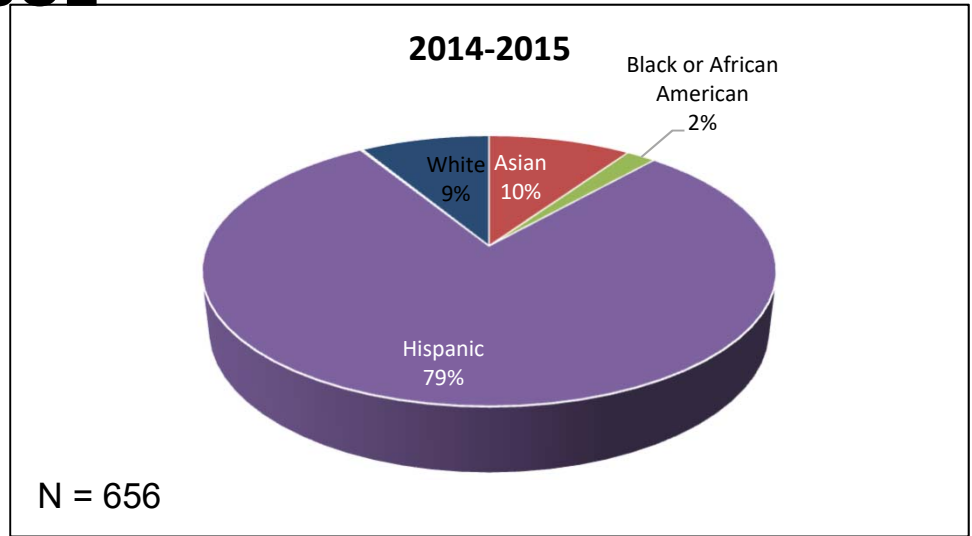
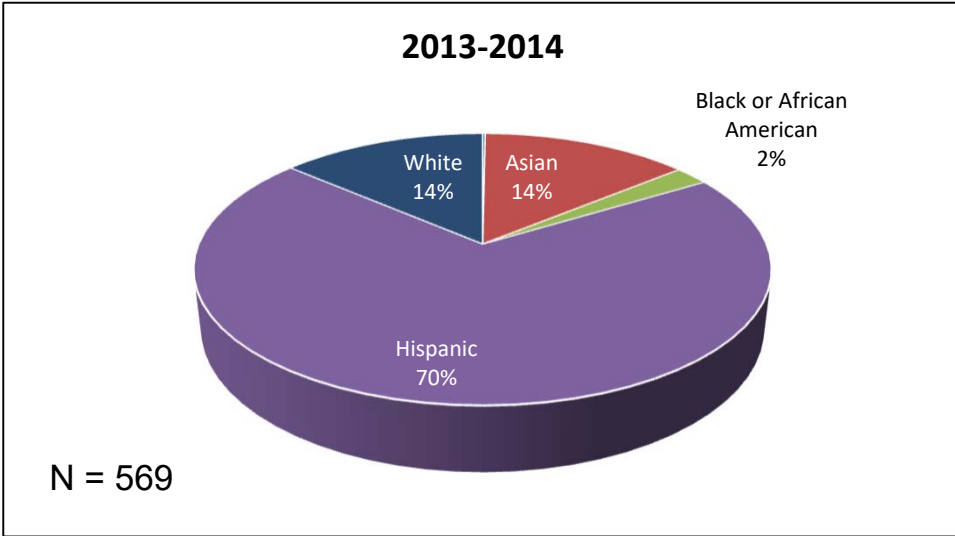


DSC Averages 2016-2017

Amer Indian/ Alaska Native	Asian	Black or African Amer	Hispanic	Nat Hawaiian Pacif Islander	2 or More Races	White
0.4%	2%	14%	15%	0.2%	2%	66%

Source: IR Program Assessment Data

Enrollment by Race/Ethnicity ESOL

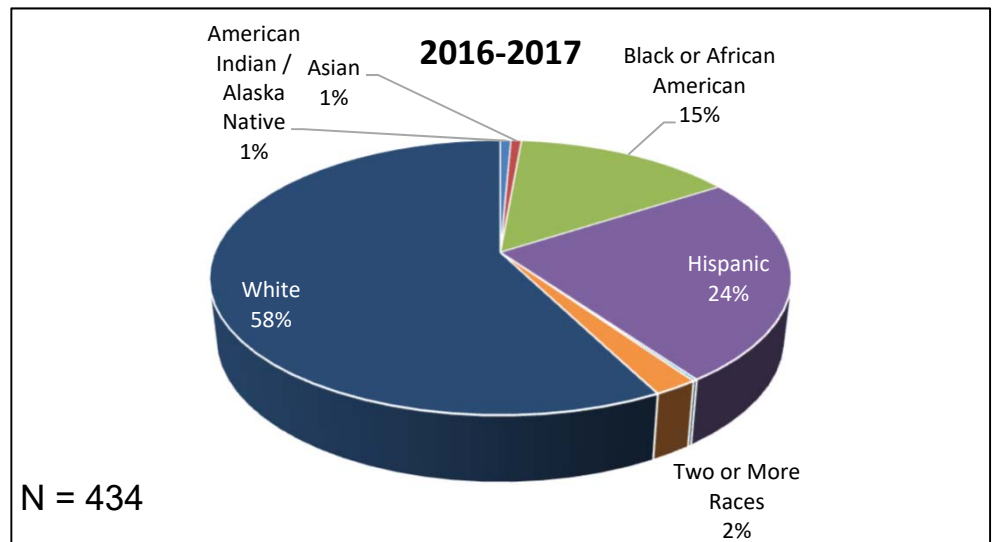
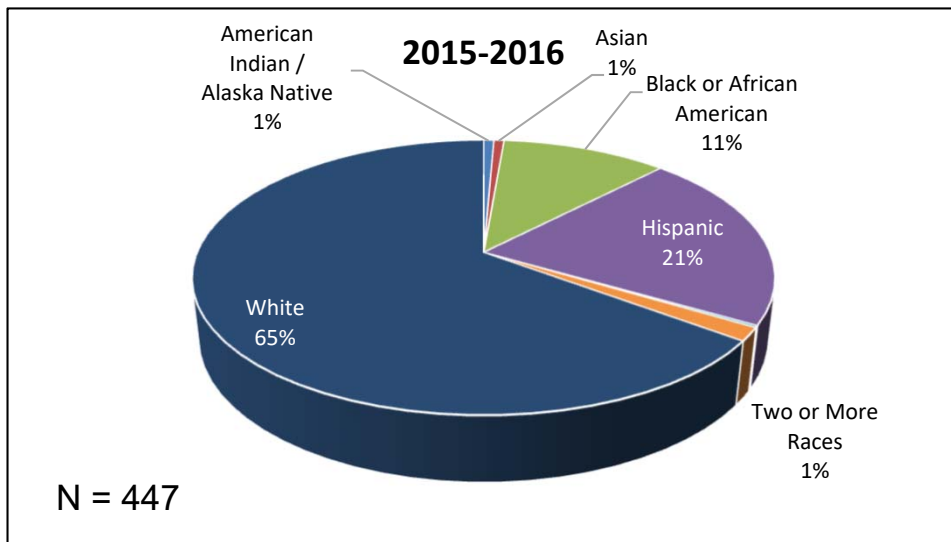
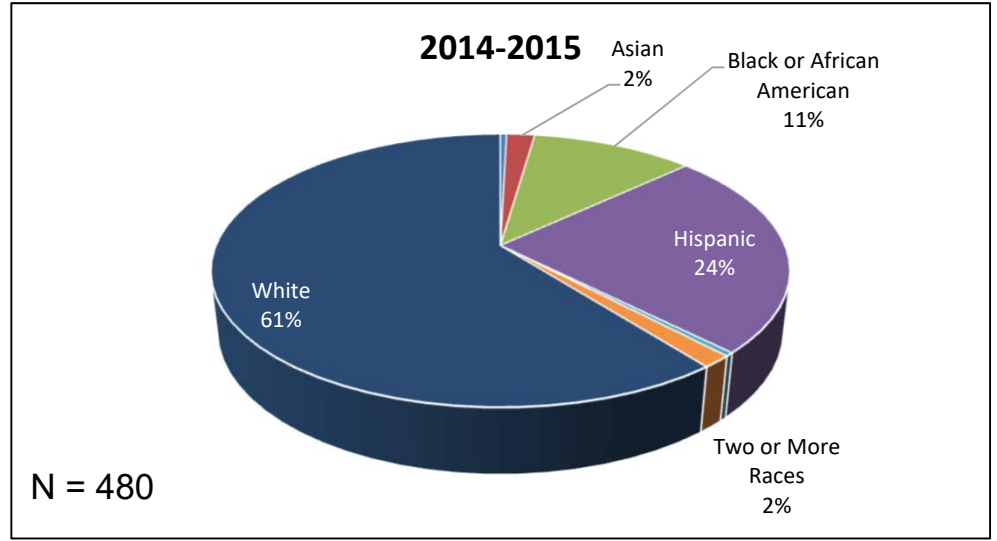
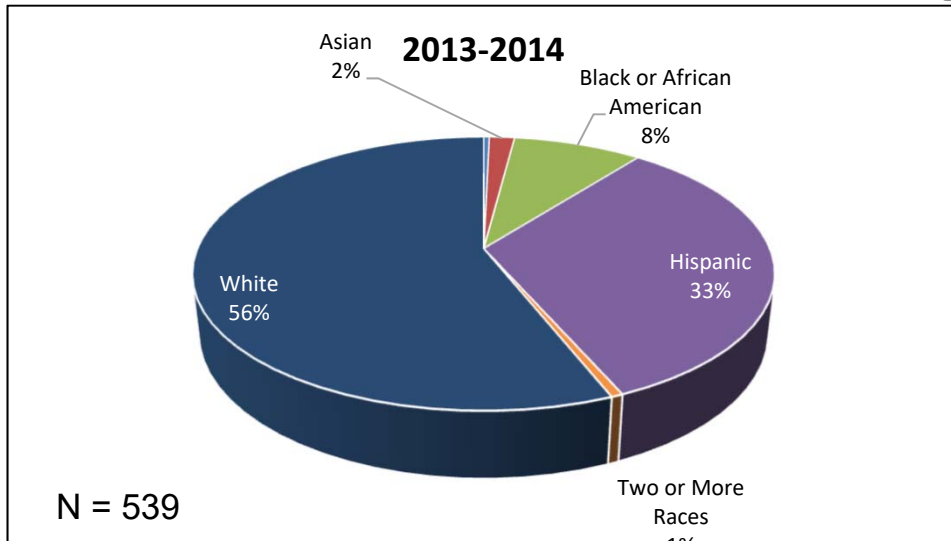


DSC Averages 2016-2017

Amer Indian/ Alaska Native	Asian	Black or African Amer	Hispanic	Nat Hawaiian	Pacif Islander	2 or More Races	White
0.4%	2%	14%	15%		0.2%	2%	66%

Source: IR Program Assessment Data

Enrollment by Race/Ethnicity GED

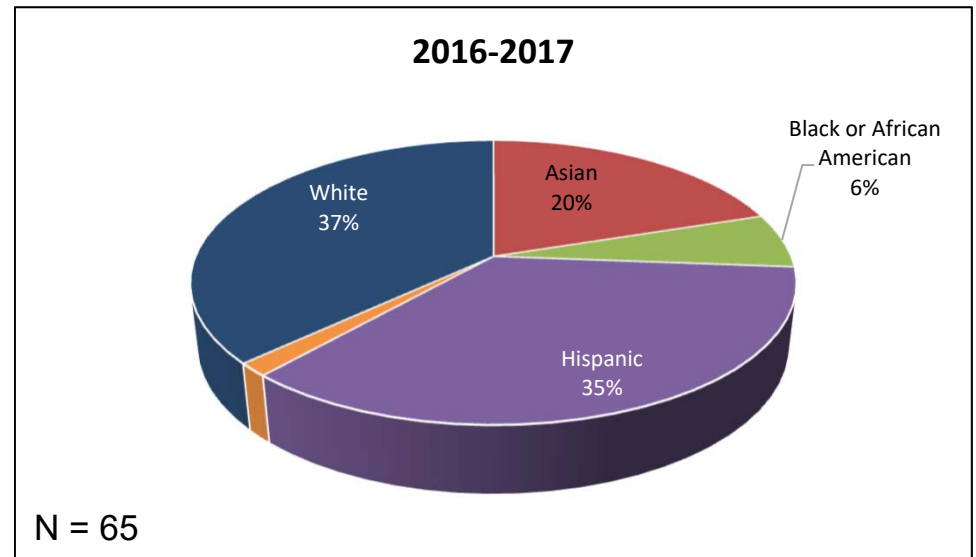
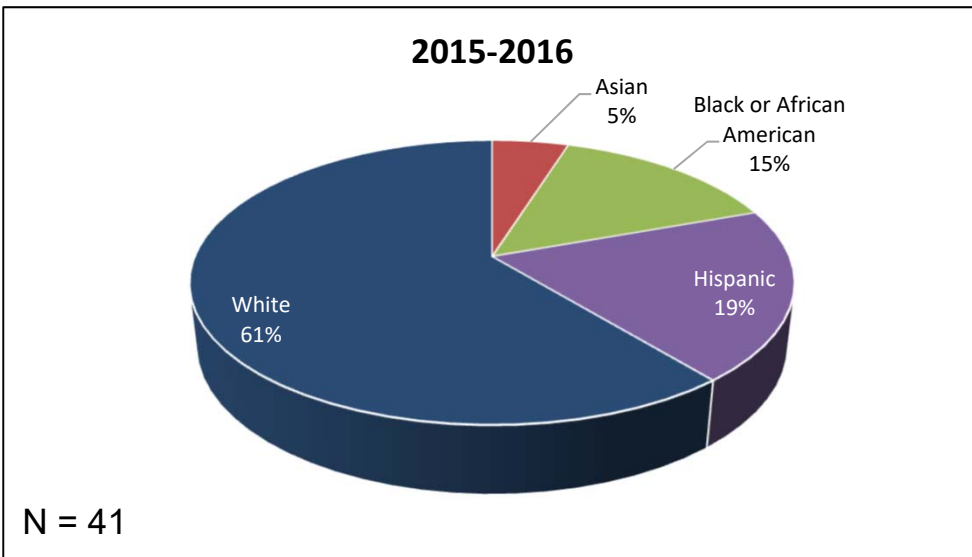
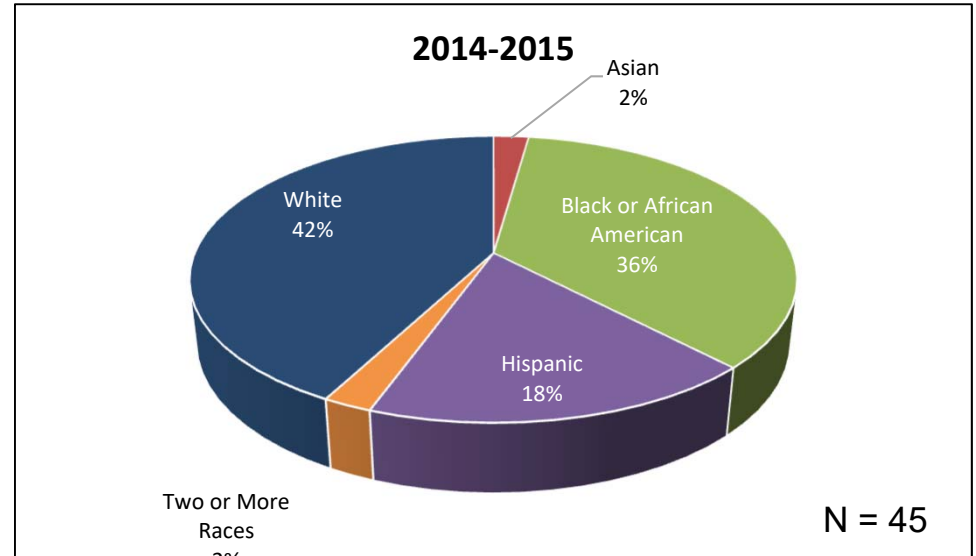
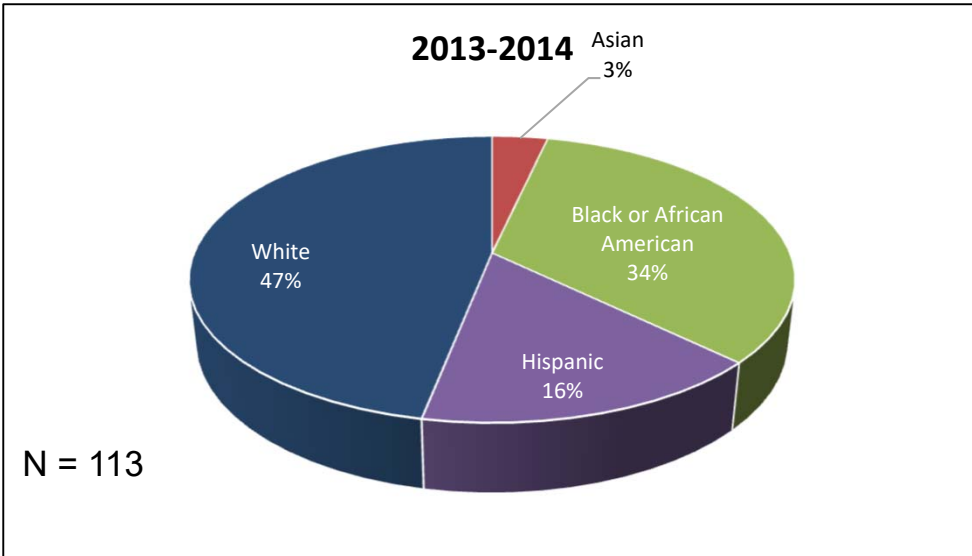


DSC Averages 2016-2017

Amer Indian/ Alaska Native	Asian	Black or African Amer	Hispanic	Nat Hawaiian Pacif Islander	2 or More Races	White
0.4%	2%	14%	15%	0.2%	2%	66%

Source: IR Program Assessment Data

Enrollment by Race/Ethnicity AEV

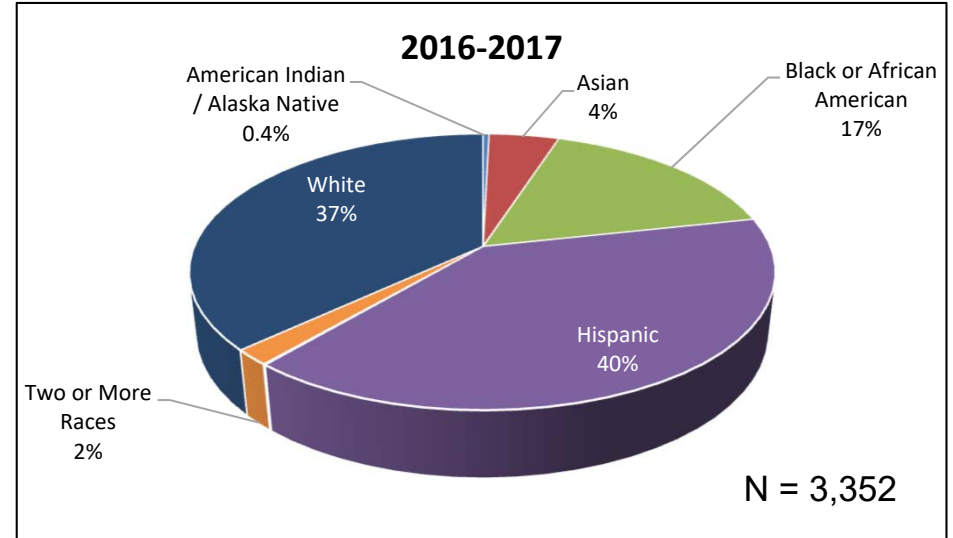
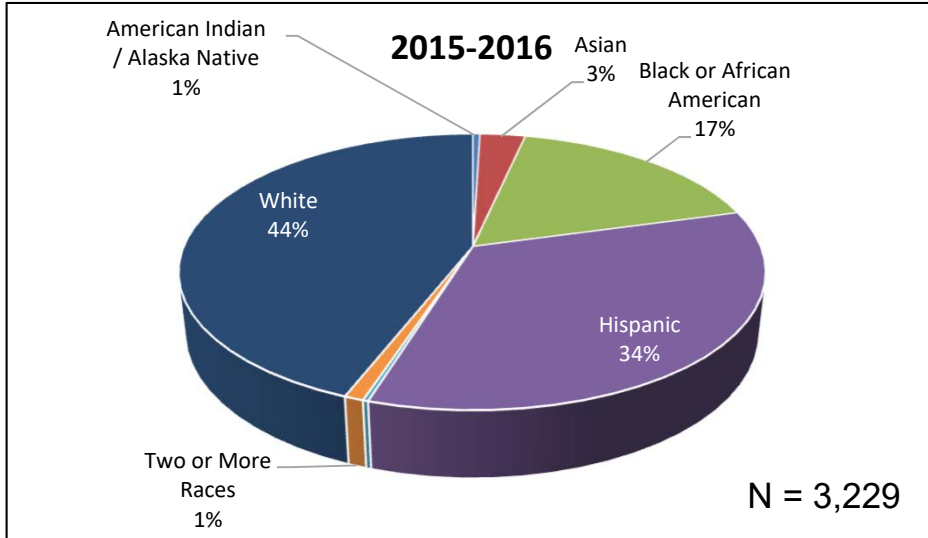
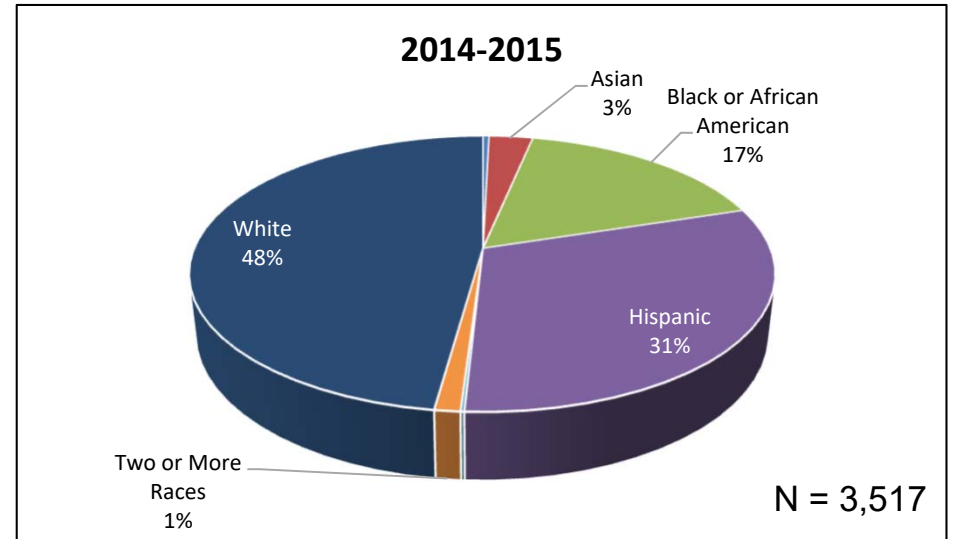
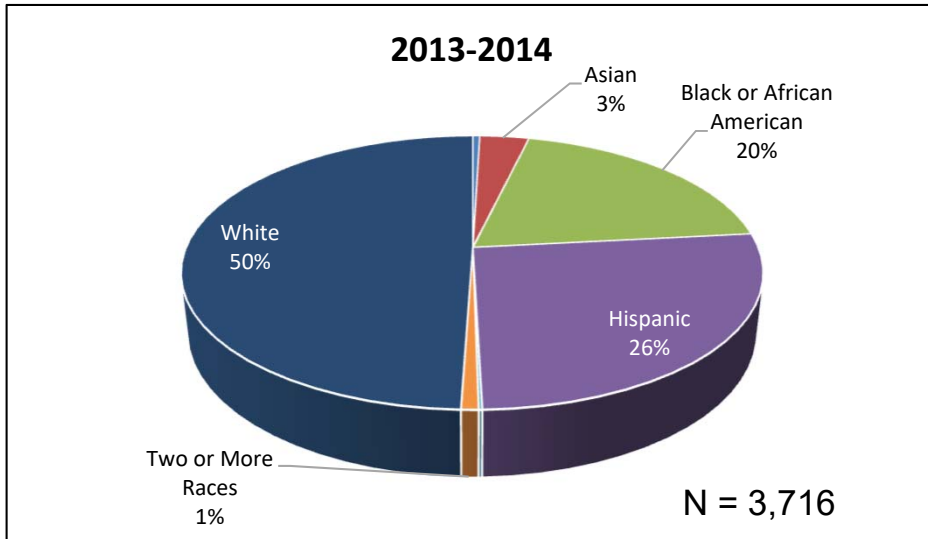


DSC Averages 2016-2017

Amer Indian/ Alaska Native	Asian	Black or African Amer	Hispanic	Nat Hawaiian Pacif Islander	2 or More Races	White
0.4%	2%	14%	15%	0.2%	2%	66%

Source: IR Program Assessment Data

Enrollment by Race/Ethnicity School of Adult Education



DSC Averages 2016-2017

Amer Indian/ Alaska Native	Asian	Black or African Amer	Hispanic	Nat Hawaiian Pacif Islander	2 or More Races	White
0.4%	2%	14%	15%	0.2%	2%	66%

Source: IR Program Assessment Data

Student Success Rates by Program

Program	2013-2014			2014-2015				2015-2016				2016-2017			
	earned at least 1 lcp*	% earning at least 1 lcp	total lcp's earned	Attempted*	earned at least 1 lcp*	% earning at least 1 lcp	total lcp's earned	Attempted*	earned at least 1 lcp*	% earning at least 1 lcp	total lcp's earned	Attempted*	earned at least 1 lcp*	% earning at least 1 lcp	total lcp's earned
ABE	908	39%	1760	2045	612	30%	1159	2301	863	38%	1183	1756	702	40%	2905
AHS	56	53%	235	76	38	50%	192	53	24	45%	160	51	21	41.2%	45
ESOL	137	26%	150	658	134	20%	157	772	174	24%	341	1120	99	808%	118
GED	159	29%	692	487	32	7%	118	452	41	9%	270	438	69	15.8%	274
AEV	69	61%	143	45	15	33%	26	41	5	12%	8	65	4	6.2%	5

ABE lcp can be earned by improving TABE scores

AHS lcp are earned based on grades by course

ESOL lcp are earned by the CASA score

GED lcp are earned upon completion of each test component

AEV lcp are earned by the TABE score

AHS/GED Retention Rate

Year	Fall Enrolled	Spring Enrolled	Earned Fall or Spring not enrolled Spring	Total Spring Enrolled or Completed Fall/Spring	Retention Rate
2013-2014	335	89	95	184	54.93%
2014-2015	305	124	26	150	49.18%
2015-2016	283	112	35	147	51.94%
2016-2017	194	96	20	116	59.79%

AE Graduates and Time to Degree by Award

Program	2013-2014		2014-2015		2015-2016		2016-2017	
	Awards	TTD (years)	Awards	TTD (years)	Awards	TTD (years)	Awards	TTD (years)
AHS	9	5.78	7	6.67	9	5.37	6	3.00
GED	305	2.56	76	1.27	109	1.73	140	1.24

Calculate from 1st session enrolled in an AHS course

Calculate from 1st session enrolled in a GED course

Graduation Rate

Program	1st Enrl Sess/Yr	Degree by Sess/Yr	Within yrs	Number enrolled	Degrees earned (Number of Graduates)	Grad Rate
GED	FA09	SP13	4	169	121	71.60%
	FA10	SP14	4	146	112	76.71%
	FA11	SP15	4	78	56	71.79%
	FA12	SP16	4	99	75	75.76%
	FA13	SP17	4	97	37	38.00%
AHS	FA05	SP13	8	342	24	7.02%
	FA06	SP14	8	387	22	5.68%
	FA07	SP15	8	375	15	4.00%
	FA08	SP16	8	247	12	4.86%
	FA09	SP17	8	60	8	13.33%

AHS/GED Transition Rate to DSC College Credit

Program	Degree year	Degrees earned	cc enrolled years	Number cc enrolled	Trans Rate
GED	2012/2013	687	2012/2013 or 2013/2014	237	34.50%
	2013/2014	604	2013/2014 or 2014/2015	216	35.76%
	2014/2015	120	2014/2015 or 2015/2016	49	40.83%
	2015/2016	201	2015/2016 or 2016/2017	90	44.78%
AHS	2012/2013	15	2012/2013 or 2013/2014	7	46.67%
	2013/2014	9	2013/2014 or 2014/2015	7	77.78%
	2014/2015	7	2014/2015 or 2015/2016	2	28.57%
	2015/2016	11	2015/2016 or 2016/2017	3	27.27%

GED Transition Rate to DSC PSAV

Program	Degree year	Degrees earned	cc enrolled years	Number PSAV enrolled	PSAV Trans Rate
GED	2012/2013	687	2012/2013 or 2013/2014	33	4.80%
	2013/2014	604	2013/2014 or 2014/2015	24	3.97%
	2014/2015	120	2014/2015 or 2015/2016	6	5.00%
	2015/2016	201	2015/2016 or 2016/2017	18	8.96%

ABE Program (1 of 4)

Average Class Size

Program and Associated Courses	2013/14		2014/15		2015/16		2016/17	
	Sections	Avg. Size	Sections	Avg. Size	Sections	Avg. Size	Sections	Avg. Size
ABE0010/ABX0100	79	48	128	32	154	25	115	24
ABE0020/ABX0200	71	28	113	18	146	17	105	15
ABE0030/ABX0300	74	37	125	22	145	20	112	14
ABE0100	39	23	6	22				
AWD0100	4	95	4	98				
AWD0200	4	24	4	22	1	16		
AWD0330	4	251	4	245	1	272		
OAE0100	21	71	13	76	8	74		

Average Class Size by Instructional Method – Multiple Methods Only

Program, Course and Instructional Method		2013/14		2014/15		2015/16		2016/17	
		Sections	Avg. Size	Sections	Avg. Size	Sections	Avg. Size	Sections	Avg. Size
ABE0010/ ABX0100	Lecture	79	48	106	30	95	20	94	23
	Online			4	37	6	37	6	30
	Hybrid			18	44	53	34	15	29
ABE0020/ ABX0200	Lecture	71	28	94	17	90	12	83	15
	Online			3	19	5	20	4	21
	Hybrid			16	28	51	25	18	14
ABE0030/ ABX0300	Lecture	74	37	104	20	89	15	90	13
	Online			3	30	5	24	4	27
	Hybrid			18	31	51	27	18	13
ABE0100	Lecture	34	17	5	17			6	2
	Online	5	65	1	45			3	15

ABE Program (2 of 4)

Average Class Size and Instructional Method								
Program and Instructional Method	2013/14		2014/15		2015/16		2016/17	
	Sections	Avg. Size	Sections	Avg. Size	Sections	Avg. Size	Sections	Avg. Size
Lecture	291	42	334	28	284	18	267	17
Online	5	65	11	31	16	28	14	26
Hybrid			52	35	55	29	51	19
ABE Total	296	42	397	29	455	22	332	18

Course Success Rate by Program, Course and Instructional Method - Multiple Instructional Methods Only																
Program, Associated Courses and Instructional Method	2013-2014				2014-2015				2015-2016				2016-2017			
	Attempted *	earned at least 1 lcp*	% earning at least 1 lcp	total lcp's earned	attempted *	earned at least 1 lcp*	% earning at least 1 lcp	total lcp's earned	attempted *	earned at least 1 lcp*	% earning at least 1 lcp	total lcp's earned	attempted *	earned at least 1 lcp*	% earning at least 1 lcp	total lcp's earned
ABE0010 Lecture or Hybrid or ABX0100 Online	1387	368	27%	477	1528	303	20%	377	1227	293	24%	386	852	361	42.4%	1232
					453	84	19%	106	658	200	30%	273	162	21	13.0%	74
					129	14	11%	16	196	18	9%	19	165	40	24.2%	57
ABE0020 Lecture or Hybrid or ABX0200 Online	932	223	24%	304	942	175	19%	232	952	233	24%	304	492	196	39.8%	637
					276	47	17%	59	537	170	32%	224	81	12	14.8%	35
					53	3	6%	4	87	3	3%	4	100	22	22.0%	29
ABE0030 Lecture or Hybrid or ABX0300 Online	1250	354	28%	536	1277	311	24%	439	1203	320	27%	476	487	232	47.6%	783
					370	97	26%	132	679	218	32%	335	100	14	14.0%	47
					79	13	16%	18	110	4	4%	4	110	31	28.2%	47
ABE0100 Lecture or Online	274	167	61%	337	83	27	33%	61								
	464	62	13%	106	45	10	22%	18								

*Unduplicated Headcount

Years are reporting years, SU-FA-SP

Blank cells or missing data indicate no enrollment

Source: IR Program Assessment Data

ABE Program (3 of 4)

Course Success Rate by Program, Course and Campus - Multiple Campuses Only

Program, Associated Courses and Campus		2013-2014				2014-2015				2015-2016				2016-2017				
		attempted	earned at least 1 lcp	% earning at least 1 lcp	total lcp's earned	attempted	earned at least 1 lcp	% earning at least 1 lcp	total lcp's earned	attempted	earned at least 1 lcp	% earning at least 1 lcp	total lcp's earned	attempted	earned at least 1 lcp	% earning at least 1 lcp	total lcp's earned	
ABE	ATC					2		0%										
	Daytona	710	150	21%	189	811	140	17%	193	710	128	18%	160	605	191	31.6%	621	
	ABE0010 or ABX0100	Deland	287	73	25%	86	249	34	14%	46	252	49	19%	61	175	75	42.9%	249
	Deltona	408	148	36%	205	403	97	24%	128	423	107	25%	139	259	120	46.3%	379	
	Flagler					70	16	23%	26	63	9	14%	9	57	13	22.8%	47	
	New Smyrna					117	28	24%	34	144	26	18%	35	83	23	27.7%	67	
	ABE0020 or ABX0200	Daytona	525	104	20%	139	525	80	15%	125	594	118	20%	155	398	122	30.7%	362
	Deland	179	36	20%	47	155	17	11%	27	185	31	17%	41	111	48	43.2%	145	
	Deltona	238	84	35%	119	219	52	24%	75	291	79	27%	96	114	46	40.4%	143	
	Flagler					55	16	29%	23	38	5	13%	7	29	9	31.0%	33	
	New Smyrna					50	13	26%	19	47	6	13%	7	21	5	23.8%	18	
	ABE0030 or ABX0300	Daytona	680	167	25%	265	677	166	25%	265	725	147	20%	215	380	132	34.7%	408
	Deland	249	61	24%	83	227	48	21%	73	239	53	22%	83	92	48	52.2%	152	
	Deltona	337	131	39%	194	299	71	24%	105	346	102	29%	139	148	72	48.6%	226	
	Flagler					69	19	28%	31	55	12	22%	15	35	12	34.3%	43	
	New Smyrna					89	20	22%	27	90	20	22%	30	42	13	31.0%	48	
	ABE0100	ATC	10	2	20%	4												
	Daytona	415	186	45%	303	87	17	20%	35									
	Deland	32	13	41%	28													
	Flagler	88	54	61%	134	14	10	71%	30									
New Smyrna	196	60	31%	107	27	10	37%	14										

*Unduplicated Headcount

ABE Program (4 of 4)

Overall Course Success Rates by Program and Campus																
Program and Campus	2013-2014				2014-2015				2015-2016				2016-2017			
	attempted*	earned at least 1 lcp*	% earning at least 1 lcp	total lcp's earned	attempted*	earned at least 1 lcp*	% earning at least 1 lcp	total lcp's earned	attempted*	earned at least 1 lcp*	% earning at least 1 lcp	total lcp's earned	attempted*	earned at least 1 lcp*	% earning at least 1 lcp	total lcp's earned
ATC	10	2	20%	4	2		0%									
Daytona	1248	447	36%	896	1087	300	28%	618	1026	279	27%	530	1383	445	32%	1391
Deland	371	132	36%	244	310	75	24%	146	302	92	30%	185	378	171	45%	546
Deltona	497	245	49%	518	454	155	34%	308	448	177	40%	374	521	238	46%	748
Flagler	88	54	61%	134	100	37	37%	110	70	17	24%	31	121	34	28%	123
New Smyrna	196	60	31%	107	161	51	32%	94	166	36	22%	72	146	41	28%	133

*Unduplicated Headcount

GED Program (1 of 2)

Average Class Size								
Program and Associated Courses	2013/14		2014/15		2015/16		2016/17	
	Sections	Avg. Size	Sections	Avg. Size	Sections	Avg. Size	Sections	Avg. Size
GED6301	38	14	35	18	37	17	53	12
GED6305	7	19	2	15				
GED6900	3	7	3	15	3	18	3	21

Average Class Size by Instructional Method – Multiple Methods Only									
Program, Course and Instructional Method	2013/14		2014/15		2015/16		2016/17		
	Sections	Avg. Size	Sections	Avg. Size	Sections	Avg. Size	Sections	Avg. Size	
GED6301	Lecture	38	14	30	15	22	9	48	11
	Hybrid			5	36	15	28	5	16

Course Success Rate by Program, Course and Instructional Method - Multiple Instructional Methods Only																	
Program, Associated Courses and Instructional Method	2013-2014				2014-2015				2015-2016				2016-2017				
	attempted *	earned at least 1 lcp*	% earning at least 1 lcp	total lcp's earned	attempted *	earned at least 1 lcp*	% earning at least 1 lcp	total lcp's earned	attempted *	earned at least 1 lcp*	% earning at least 1 lcp	total lcp's earned	attempted *	earned at least 1 lcp*	% earning at least 1 lcp	total lcp's earned	
GED6301	Lecture	434	150	35%	663	439	31	7%	114	430	41	10%	163	375	62	16.5%	248
	Hybrid					179	17	9%	65	304	27	9%	107	82	5	6.1%	18

Average Class Size and Instructional Method								
Program and Instructional Method	2013/14		2014/15		2015/16		2016/17	
	Sections	Avg. Size	Sections	Avg. Size	Sections	Avg. Size	Sections	Avg. Size
Lecture	45	15	32	1	22	9	48	11
Online	3	7	3	76	3	18	3	21
Hybrid			5	269	15	28	5	16
GED Total	48	14	40	12	40	17	56	12

GED Program (2 of 2)

Course Success Rate by Program, Course and Campus - Multiple Campuses Only

Program, Associated Courses and Campus	2013-2014				2014-2015				2015-2016				2016-2017				
	attempted	earned at least 1 lcp	% earning at least 1 lcp	total lcp's earned	attempted	earned at least 1 lcp	% earning at least 1 lcp	total lcp's earned	attempted	earned at least 1 lcp	% earning at least 1 lcp	total lcp's earned	attempted	earned at least 1 lcp	% earning at least 1 lcp	total lcp's earned	
GED6301	Daytona	169	68	40%	318	170	11	6%	40	179	19	11%	75	193	30	15.5%	120
	Deland	77	25	32%	102	56	6	11%	21	68	12	18%	48	89	18	20.2%	72
	Deltona	137	39	28%	166	143	11	8%	42	131	6	5%	24	135	17	12.6%	66
	Flagler	21	5	24%	18	34		0%		19		0%		15		0%	
	New Smyrna	38	15	39%	68	46	3	7%	11	41	4	10%	16	25	2	8.0%	8
GED6305	Deland	48	3	6%	9												
	Deltona	50	4	8%	8	26		0%									
GED6900	Daytona	18	3	17%	12	37	1	3%	4					53	2	3.8%	8

Overall Course Success Rates by Program and Campus

Program and Campus	2013-2014				2014-2015				2015-2016				2016-2017			
	Attempted *	earned at least 1 lcp*	% earning at least 1 lcp	total lcp's earned	Attempted *	earned at least 1 lcp*	% earning at least 1 lcp	total lcp's earned	Attempted *	earned at least 1 lcp*	% earning at least 1 lcp	total lcp's earned	Attempted *	earned at least 1 lcp*	% earning at least 1 lcp	total lcp's earned
Daytona	186	71	38%	330	200	12	6%	44	214	19	9%	75	246	32	13%	128
Deland	125	28	22%	111	56	6	11%	21	68	12	18%	48	89	18	20.2%	72
Deltona	187	43	23%	174	168	11	7%	42	131	6	5%	24	135	17	12.6%	66
Flagler	21	5	24%	18	34		0%		19		0%		15		0%	
New Smyrna	38	15	39%	68	46	3	7%	11	41	4	10%	16	25	2	8.0%	8

*Unduplicated Headcount

AHS Program (1 of 7)

Average Class Size								
Program and Associated Courses	2013/14		2014/15		2015/16		2016/17	
	Sections	Avg. Size	Sections	Avg. Size	Sections	Avg. Size	Sections	Avg. Size
0100310	2	7	2	5	1	2	1	2
0200310	2	7	2	5				
0200330								
0800300	4	16	4	11	3	3		
1000400	2	2						
1009320	3	1			3	3	2	2
1200400	1	2						
1200700					1	1	1	2
1700300								
1700310								
2102380	4	7	5	3	3	4		
2104600					2	3		
2106310	4	10	4	9	3	3		
2106350	2	8	2	18	2	5		
2109350	3	2	1	2	3	2		
8200320	2	13	2	17	2	7		
8207110	2	3	2	6	2	3		
8207120								
8300310	3	9						
1001310A	3	1	2	1			1	1
1001310B	4	2	2	3	2	1		
1001340A	4	4	3	1	3	2		
1001340B	3	4	3	1	2	3	2	1

All sections were offered online

AHS Program (2 of 7)

Average Class Size								
Program and Associated Courses	2013/14		2014/15		2015/16		2016/17	
	Sections	Avg. Size	Sections	Avg. Size	Sections	Avg. Size	Sections	Avg. Size
1001370A	4	6	4	4	2	4	3	2
1001370B	4	8	4	5	3	7	3	5
1001400A	4	6	4	8	3	3	3	6
1001400B	4	7	4	4	3	2	3	7
1005310A	1	1	2	2	3	1	1	1
1005310B	2	1	2	1				
1005340A			2	2	3	3	3	1
1005340B			1	1	2	2	1	1
1200310A	4	2	3	1	2	1		
1200310B	3	2	2	3	3	1	3	1
1200330A	4	6	4	6	3	6	3	3
1200330B	4	2	4	2	3	4	3	2
1200500A	4	4	3	3	1	1	1	3
1200500B	4	2	2	1	2	1	1	2
1201310A	3	1	2	1	3	3	2	3
1201310B					3	2	3	2
1206300A			2	1			3	2
1206300B							3	1
1206310A	4	5	4	5	3	2		
1206310B	4	4	4	3	2	2		
1208300A	4	4	4	3	2	5	3	2
1208300B	4	3	3	1	3	2	2	4
1210300A	2	1	1	1	1	1	1	1
1210300B							1	1
2000310A	3	1	2	2	2	1	2	1
2000310B	2	2	1	1	1	1	1	1

All sections were offered online

Source: IR Program Assessment Data

AHS Program (3 of 7)

Average Class Size								
Program and Associated Courses	2013/14		2014/15		2015/16		2016/17	
	Sections	Avg. Size	Sections	Avg. Size	Sections	Avg. Size	Sections	Avg. Size
2000330A	2	1	3	1	3	2	3	3
2000330B					1	2	3	2
2001310A	1	1	2	2	1	1	2	2
2001310B	3	1	3	1			2	1
2001340A	2	2	2	2	3	2	3	1
2001340B					2	2	2	1
2002400A	4	5	2	1			1	3
2002400B	2	4	3	1	2	1	1	2
2002500A	2	2	4	2	3	3	3	2
2002500B	1	3	1	2	3	1	1	2
2003310A	3	1	1	1	2	1	1	1
2003310B	2	1	3	1	2	1	1	1
2003380A	3	2	1	2	2	1		
2003380B	1	1	1	1				
2100310A	4	6	3	6	3	5	3	3
2100310B	4	2	4	2	3	5	3	3
2102380							3	10
2103300A	3	1	2	2	2	2	2	1
2103300B	2	2	1	1	2	2		
2104600							3	1
2106310							3	11
2106350							3	2
2107300							2	3
2107310							2	2
2109310A	3	3	1	1	1	1	1	1
2109310B	4	3	2	2	2	3	2	2
2109350							3	1
8200320							3	5
8207110							1	1
8215120A	2	3	2	7	1	4	1	1
8215120B			1	4	2	2	1	1

All sections were offered online

Source: IR Program Assessment Data

AHS Program (4 of 7)

Course Success Rate by Program, Course and Campus - Multiple Campuses Only

Program, Associated Courses and Campus	2013-2014				2014-2015				2015-2016				2016-2017			
	Attempted *	earned at least 1 lcp	% earning at least 1 lcp	total lcp's earned	Attempted *	earned at least 1 lcp	% earning at least 1 lcp	total lcp's earned	Attempted *	earned at least 1 lcp	% earning at least 1 lcp	total lcp's earned	Attempted *	earned at least 1 lcp	% earning at least 1 lcp	total lcp's earned
1001370A Daytona	6	3	50%	4	6	3	50%	4	4	1	25%	3	4	1	25%	1
1001370B Daytona	14	3	21%	4	5	3	60%	4	7	3	43%	5	10		0%	
1001400A Daytona	9	5	56%	9	14	5	36%	7	2	1	50%	1	13	1	7.7%	1
1001400B Daytona	14	10	71%	14	5	5	100%	6	3	1	33%	1	18	3	16.7%	3
1005310A Daytona	1	1	100%	2	3	2	67%	3	2	1	50%	1	1	1	100%	3
1005310B Daytona	1	1	100%	2	1	1	100%	3								
1005340A Daytona					4	3	75%	5	1	1	100%	1	4	2	50%	4
1005340B Daytona					1	1	100%	2	2	2	100%	4	1		0%	
1009320 Daytona	1	1	100%	1					5	3	60%	4	3	1	33.3%	3
1200310A Daytona	5		0%		1		0%									
1200310B Daytona	1		0%						1		0%		2		0%	
1200330A Daytona	15		0%		12	3	25%	3	4	3	75%	4	6		0%	
1200330B Daytona	4		0%		4	2	50%	2	5	3	60%	4	6		0%	
1200400 Daytona																
1200500A Daytona	7	3	43%	3	4	2	50%	2					3		0%	
1200500B Daytona	3	2	67%	4	1	1	100%	2					2		0%	
1200700 Daytona													2		0%	

AHS Program (5 of 7)

Course Success Rate by Program, Course and Campus - Multiple Campuses Only

Program, Associated Courses and Campus	2013-2014				2014-2015				2015-2016				2016-2017			
	Attempted *	earned at least 1 lcp	% earning at least 1 lcp	total lcp's earned	Attempted *	earned at least 1 lcp	% earning at least 1 lcp	total lcp's earned	Attempted *	earned at least 1 lcp	% earning at least 1 lcp	total lcp's earned	Attempted *	earned at least 1 lcp	% earning at least 1 lcp	total lcp's earned
1201310A Daytona	1		0%						2		0%		4	1	25%	2
1201310B Daytona									2	1	50%	1	4	1	25%	2
1206310A Daytona	2		0%		5	1	20%	1	2		0%		4	1	25%	1
1206310B Daytona	4	2	50%	3	5	1	20%	1	2		0%		3	1	33.3%	1
1200700 Daytona													2		0%	
1208300A Daytona	3	1	33%	2	6	1	17%	1	4	1	25%	2	6	1	16.7%	1
1208300B Daytona	3	1	33%	1	1	1	100%	1	2	2	100%	3	6	1	16.7%	1
1210300A Daytona	1		0%		1		0%						1		0%	
1210300B Daytona													1		0%	
1700300 Daytona																
2000310A Daytona	2		0%						1		0%		1	1	100%	1
2000310B Daytona	1		0%										1	1	100%	1
2000330A Daytona					1		0%		4	1	25%	2	5	2	40%	3
2000330B Daytona													2	2	100%	3

AHS Program (6 of 7)

Course Success Rate by Program, Course and Campus – Multiple Campuses Only

Program, Associated Courses and Campus	2013-2014				2014-2015				2015-2016				2016-2017			
	Attempted *	earned at least 1 lcp	% earning at least 1 lcp	total lcp's earned	Attempted *	earned at least 1 lcp	% earning at least 1 lcp	total lcp's earned	Attempted *	earned at least 1 lcp	% earning at least 1 lcp	total lcp's earned	Attempted *	earned at least 1 lcp	% earning at least 1 lcp	total lcp's earned
2001310A Daytona					3	1	33%	1					2		0%	
2001310B Daytona	1		0%		2	1	50%	1					2		0%	
2001340A Daytona	3	1	33%	1	3		0%		1	1	100%	1	3	2	66.7%	3
2001340B Daytona													1	1	100%	1
2002400A Daytona	8	4	50%	4									3	1	33.3%	1
2002400B Daytona	5	4	80%	6	1		0%						2		0%	
2002500A Daytona					5		0%		2	1	50%	1	6	1	16.7%	1
2002500B Daytona									1		0%		2	1	50%	1
2003310A Daytona	1		0%										1		0%	
2003310B Daytona	1		0%		2	0	0%	0	1	1	100%	1	1		0%	
2003380A Daytona	3	1	33%	1	2	0	0%	0	1	1	100%	1				
2003380B Daytona	1		0%													

*Unduplicated Headcount

AHS Program (7 of 7)

Course Success Rate by Program, Course and Campus - Multiple Campuses Only

Program, Associated Courses and Campus		2013-2014				2014-2015				2015-2016				2016-2017			
		attempted	earned at least 1 lcp	% earning at least 1 lcp	total lcp's earned	attempted	earned at least 1 lcp	% earning at least 1 lcp	total lcp's earned	attempted	earned at least 1 lcp	% earning at least 1 lcp	total lcp's earned	attempted	earned at least 1 lcp	% earning at least 1 lcp	total lcp's earned
AHS	2100310A Daytona	7	1	14%	1	3	1	33%	2					6	1	16.7%	1
	2100310B Daytona	3	1	33%	1	3		0%		2		0%		8	2	25%	2
	2102380 Daytona	11	8	73%	8	6	3	50%	3	4	1	25%	1	24	4	16.7%	4
	2103300A Daytona	1	1	100%	2	3	2	67%	2	2	1	50%	4	1		0%	
	2103300B Daytona	2	1	50%	1	1	1	100%	1	3	3	100%	6				
	2104600 Daytona									3		0%		4	1	25%	1
	2106310 Daytona	19	7	37%	7	15	5	33%	5	6	2	33%	2	23	4	17.4%	4
	2106350 Daytona													4	2	50%	2
	2107300 Daytona													5	4	80%	4
	2107310 Daytona													4	3	75%	3
	2109310A Daytona	2		0%		1		0%		4	1	25%	1	1		0%	
	2109310B Daytona	3	2	67%	2					2		0%		4	1	25%	1
	2109350 Daytona	4		0%						3	1	33%	1	4		0%	
	8300310 Daytona	20	13	65%	16												
	8200320 Daytona									5	1	20%	1	12	4	33.3%	4
	8207110 Daytona									3	1	33%	1	1		0%	
	8215120A Daytona													1	1	100%	1
	8215120B Daytona									2	2	100%	5	1	1	100%	1

*Unduplicated Headcount

ESOL Program (1 of 3)

Average Class Size								
Program and Associated Courses	2013/14		2014/15		2015/16		2016/17	
	Sections	Avg. Size	Sections	Avg. Size	Sections	Avg. Size	Sections	Avg. Size
LEP0013	16	2	15	6	20	8	23	5
LEP0014	15	3	14	6	18	3	25	7
LEP0015	21	6	20	8	20	9	29	12
LEP0016	22	8	20	13	22	13	28	11
LEP0017	23	9	20	11	22	10	28	11
LEP0018	22	10	20	9	22	9	28	10
LEP0024	1	10	2	15	2	21	2	13
LEP0030	16	4	17	3	17	5	20	4
OEL0001	14	14	6	37	2	63		

Average Class Size by Instructional Method – Multiple Methods Only									
Program, Course and Instructional Method		2013/14		2014/15		2015/16		2016/17	
		Sections	Avg. Size	Sections	Avg. Size	Sections	Avg. Size	Sections	Avg. Size
LEP0013	Lecture	16	2	12	6	11	7	20	5
	Hybrid			3	4	9	8	3	7
LEP0014	Lecture	15	3	11	5	8	4	22	7
	Hybrid			3	8	10	3	3	6
LEP0015	Lecture	21	6	16	8	11	7	26	12
	Hybrid			4	8	9	11	3	12
LEP0016	Lecture	22	8	16	13	11	11	25	11
	Hybrid			4	12	11	15	3	11
LEP0017	Lecture	23	9	16	11	11	8	25	11
	Hybrid			4	14	11	13	3	9
LEP0018	Lecture	22	10	16	9	11	5	25	10
	Hybrid			4	10	11	13	3	7
LEP0030	Lecture	16	4	13	3	9	2	17	4
	Hybrid			4	4	8	8	3	5

ESOL Program (2 of 3)

Course Success Rate by Program, Course and Instructional Method - Multiple Instructional Methods Only

Program, Associated Courses and Instructional Method		2013-2014				2014-2015				2015-2016				2016-2017			
		attempted *	earned at least 1 lcp*	% earning at least 1 lcp	total lcp's earned	attempted *	earned at least 1 lcp*	% earning at least 1 lcp	total lcp's earned	attempted *	earned at least 1 lcp*	% earning at least 1 lcp	total lcp's earned	attempted *	earned at least 1 lcp*	% earning at least 1 lcp	total lcp's earned
LEP0013	Lecture	35	6	17%	6	74	17	23%	17	137	51	37%	51	88	5	5.7%	5
	Hybrid					13	4	31%	4	67	34	51%	34	21		0%	
LEP0014	Lecture	39	18	46%	18	67	19	28%	19	52	18	35%	18	125	15	12%	15
	Hybrid					23	10	43%	10	28	14	50%	14	18	1	5.6%	1
LEP0015	Lecture	101	37	37%	37	129	40	31%	40	144	33	23%	33	259	21	8.1%	21
	Hybrid					33	11	33%	11	77	25	32%	25	36	3	8.3%	3
LEP0016	Lecture	154	39	25%	39	191	40	21%	40	211	38	18%	38	236	33	14%	33
	Hybrid					46	6	13%	6	129	29	22%	29	34	2	5.9%	2
LEP0017	Lecture	144	35	24%	35	177	25	14%	25	168	33	20%	33	234	25	10.7%	26
	Hybrid					56	10	18%	10	108	24	22%	24	28		0%	
LEP0018	Lecture	154	15	10%	15	140	16	11%	16	166	22	13%	22	215	14	6.5%	14
	Hybrid					40	5	13%	5	124	20	16%	20	21		0%	

*Unduplicated Headcount

ESOL Program (3 of 3)

Course Success Rate by Program, Course and Campus - Multiple Campuses Only

Program, Associated Courses and Campus	2013-2014				2014-2015				2015-2016				2016-2017				
	Attempted *	earned at least 1 lcp	% earning at least 1 lcp	total lcp's earned	Attempted *	earned at least 1 lcp	% earning at least 1 lcp	total lcp's earned	Attempted *	earned at least 1 lcp	% earning at least 1 lcp	total lcp's earned	Attempted *	earned at least 1 lcp	% earning at least 1 lcp	total lcp's earned	
LEP0013	Daytona	15	1	7%	1	33	8	24%	8	57	21	37%	21	37	2	5.4%	2
	Deland	8	2	25%	2	8		0%		18	6	33%	6	23	1	4.3%	1
	Deltona	8	1	13%	1	30	8	27%	8	61	24	39%	24	34	1	2.9%	1
	Flagler	3	2	67%	2									14	1	7.1%	1
	New Smyrna	1	0	0%	0	3	1	33%	1	1		0%		1		0%	
LEP0014	Daytona	17	7	41%	7	25	6	24%	6	24	7	29%	7	63	4	6.3%	4
	Deland	7	2	29%	2	5	2	40%	2	7	3	43%	3	21	5	23.8%	5
	Deltona	11	7	64%	7	38	11	29%	11	19	9	47%	9	54	7	13%	7
	Flagler	4	2	50%	2									2		0%	
	New Smyrna									3		0%		2		0%	
LEP0015	Daytona	45	21	47%	21	49	15	31%	15	49	14	29%	14	124	12	9.7%	12
	Deland	12	2	17%	2	21	8	38%	8	22	4	18%	4	34	4	11.8%	4
	Deltona	38	12	32%	12	57	16	28%	17	73	15	21%	15	123	7	5.7%	7
	Flagler	5	1	20%	1									10	1	10%	1
	New Smyrna	1	1	100%	1	3	1	33%	1					4		0%	
LEP0016	Daytona	78	13	17%	13	70	15	21%	15	82	17	21%	17	102	10	9.8%	10
	Deland	21	10	48%	10	38	7	18%	7	42	5	12%	5	38	5	13.2%	5
	Deltona	38	11	29%	11	79	17	22%	18	83	16	19%	16	106	12	11.3%	12
	Flagler	12	4	33%	4									18	7	38.9%	7
	New Smyrna	5	1	20%	1	5	1	20%	1	7		0%		6	1	16.7%	1
LEP0017	Daytona	65	17	26%	17	73	10	14%	10	57	5	9%	5	101	4	4%	4
	Deland	17	5	29%	5	22	3	14%	3	34	7	21%	7	33	6	18.2%	6
	Deltona	52	9	17%	9	75	10	13%	10	73	18	25%	18	88	12	13.6%	13
	Flagler	4	2	50%	2									35	3	8.6%	3
	New Smyrna	8	3	38%	3	9	2	22%	2	9	4	44%	4	5		0%	
LEP0018	Daytona	83	8	10%	8	56	5	9%	6	82	14	17%	14	104	8	7.7%	8
	Deland	21	2	10%	2	22	4	18%	4	14	2	14%	2	32	2	6.3%	2
	Deltona	41	5	12%	5	56	7	13%	7	61	5	8%	5	69	2	2.9%	2
	Flagler	9	2	22%	2									28	2	7.1%	2
	New Smyrna	5	0	0%	0	9		0%		11	1	9%	1	3		0%	

AEV Program (1 of 2)

Average Class Size								
Program and Associated Courses	2013/14		2014/15		2015/16		2016/17	
	Sections	Avg. Size	Sections	Avg. Size	Sections	Avg. Size	Sections	Avg. Size
AEV0100	5	28	6	9	10	5	10	7

Average Class Size by Instructional Method – Multiple Methods Only									
Program, Course and Instructional Method	2013/14		2014/15		2015/16		2016/17		
	Sections	Avg. Size	Sections	Avg. Size	Sections	Avg. Size	Sections	Avg. Size	
AEV0100	Lecture	2	11	3	2	7	1	6	2
	Online	3	39	3	15	3	13	3	15
	Hybrid							1	10

AEV Program (2 of 2)

Course Success Rate by Program, Course and Campus - Multiple Campuses Only																	
Program, Associated Courses and Campus	2013-2014				2014-2015				2015-2016				2016-2017				
	attempted	earned at least 1 lcp	% earning at least 1 lcp	total lcp's earned	attempted	earned at least 1 lcp	% earning at least 1 lcp	total lcp's earned	attempted	earned at least 1 lcp	% earning at least 1 lcp	total lcp's earned	attempted	earned at least 1 lcp	% earning at least 1 lcp	total lcp's earned	
AEV0100	ATC	21	19	90%	41												
	Daytona	96	52	54%	102	43	15	35%	26	37	5	14%	8	62	3	4.8%	4
	Deland					1		0%		1		0%		1		0%	
	Deltona					1		0%		3		0%		3	1	33.3%	1
	Flagler									1		0%					
	NSB									1		0%					