

ASSESSMENT DAY

College of Health and Public Services

School of Nursing

March 19, 2018

Strengths

Challenges

Recommendations

Academic Assessment

	LEVEL	FOCUS	CONDUCTED BY	FREQUENCY
Academic Success Committee	Program	<ul style="list-style-type: none"> Quality of assessment practices 	Committee of peers	Years 1 & 2
Instructional Program Review	Program / Cluster	<ul style="list-style-type: none"> Enrollment, retention, completion Industry certifications and job placement Program budget and staffing Advisory committees Curriculum changes 	Committee of peers	Year 3
Assessment Day	Course/ Program	<ul style="list-style-type: none"> Enrollment by demographics Graduation and retention Average class size Course success rate Placement rate SLOs, PLOs and ILOs 	Program Chair and Faculty	Years 1, 2, 3

Programs

[6441 - Bachelor of Science in Nursing - BSN](#)

[2071 - Nursing \(Associate Degree\) \(Limited Access Program\)](#)

[2271 - Nursing \(Transition Into Profession\) \(Limited Access Program\)](#)

[1205 - Nursing Assistant \(Long Term Care\)](#)

[1095 - Practical Nursing \(Limited Access Program\)](#)

Action Items from Last Assessment Day

Action Items for Improvement (3/27/2017):

For PN/LTC - Evaluation methodologies specific to student/program learning outcomes; Transition course;

For BSN - Remaining competitive with 4 new fully online programs opening in the adjacent counties;

For the A.S degrees - Higher level technology in classrooms;

For Institutional Effectiveness – Advisor on the Go

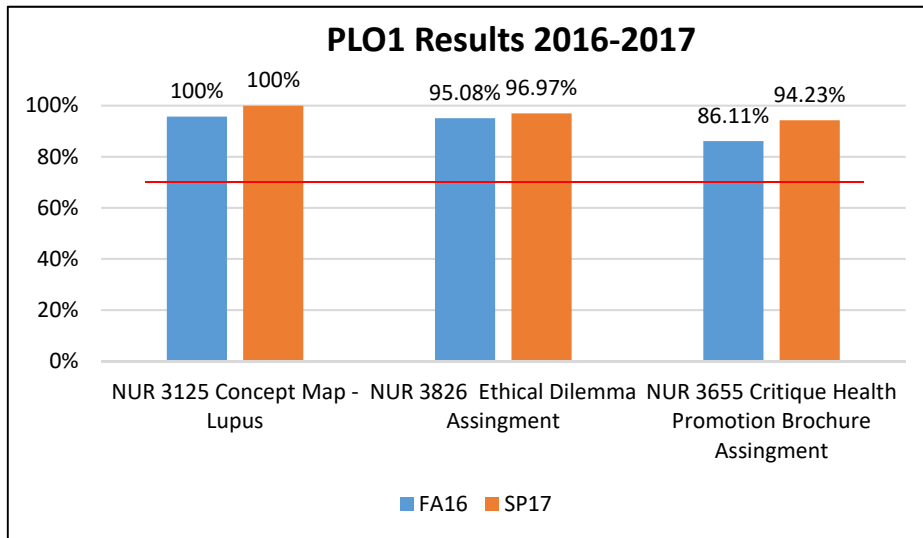
Program Learning Outcomes

Bachelor of Science in Nursing – BSN - 6441

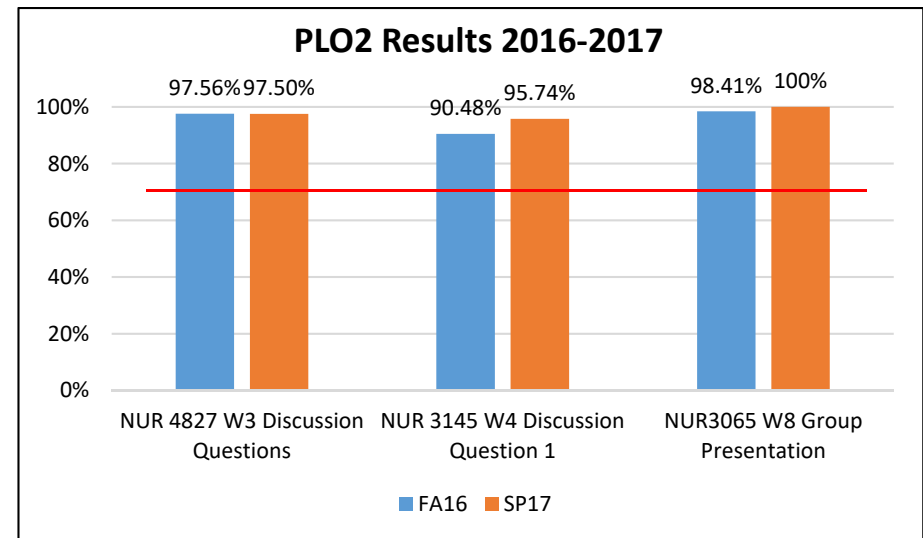
Graduates of the Bachelor of Science in nursing program will be able to:

1. Plan care in accordance with management and leadership principles using evidence- based research for patients across the lifespan.
2. Synthesize knowledge of quality improvement and patient safety to improve patient-care outcomes.
3. Appraise empirical evidence derived from research to identify clinical problems, plan appropriate care, provide nursing interventions which are grounded in evidence, and evaluate the effectiveness of nursing care to patients across the lifespan.
4. Model interpersonal communication to effectively collaborate with members of the health care team while promoting optimal health care for all patients.
5. Examine safe, appropriate, evidence-based care based on health promotion, disease and injury prevention, to improve population health.
6. Integrate inherent values as defined by the ANA Code of Ethics, as a foundation to base nursing theory in practice in the role of the BSN.
7. Formulate plans of care which provide culturally sensitive, non-discriminatory care to individuals, groups and communities in today's global environment.
8. Integrate information management technology to improve patient outcomes

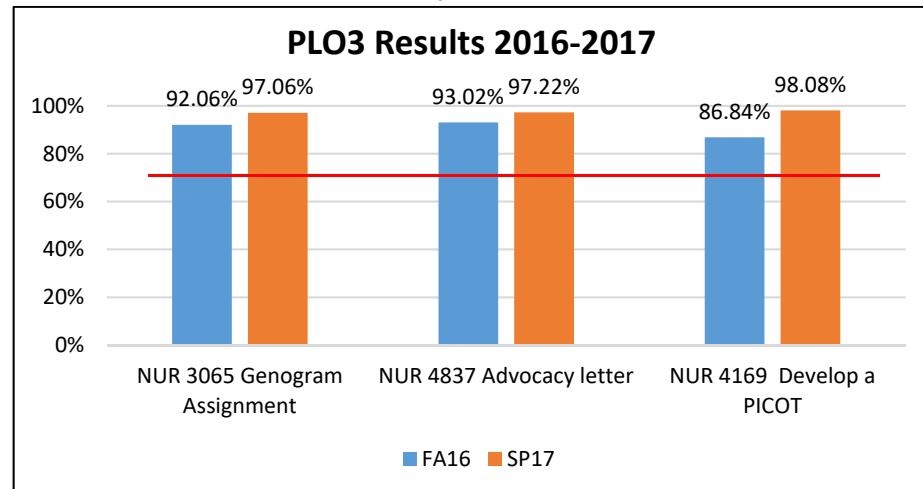
Assessment Results



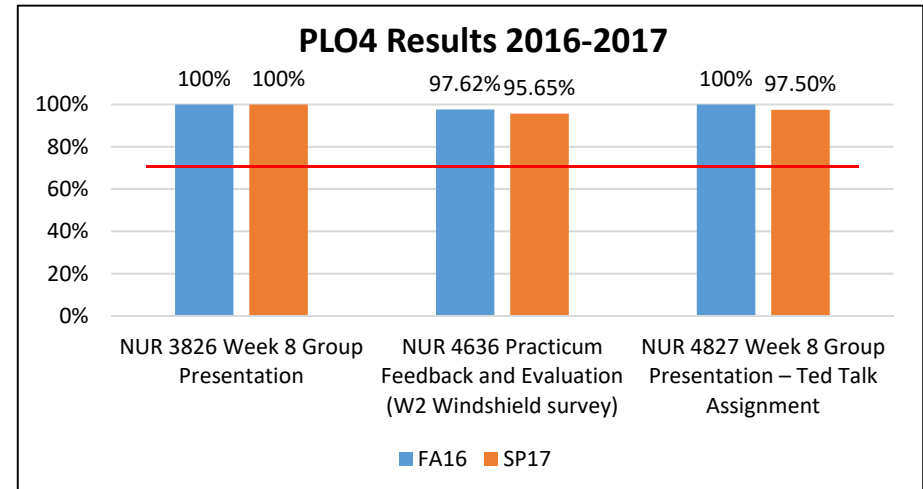
PLO1: Plan care in accordance with management and leadership principles using evidence-based research for patients across the lifespan. *Target: 75% of students will achieved 70% or higher in all assessment measures.*



PLO2: Synthesize knowledge of quality improvement and patient safety to improve patient-care outcomes. *Target: 75% of students will achieved 70% or higher in all assessment measures.*

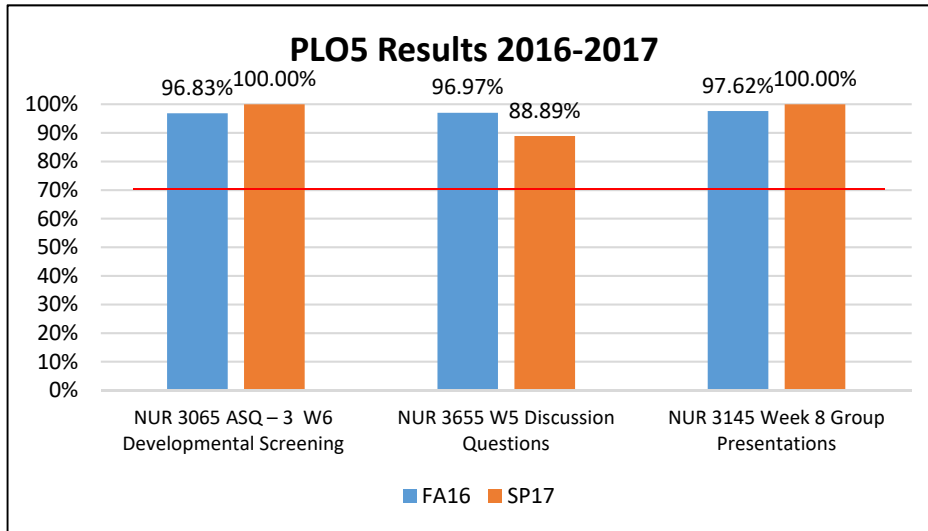


PLO3: Appraise empirical evidence derived from research to identify clinical problems, plan appropriate care, provide nursing interventions which are grounded in evidence, and evaluate the effectiveness of nursing care to patients across the lifespan. *Target: 75% of students will achieved 70% or higher in all assessment measures.*

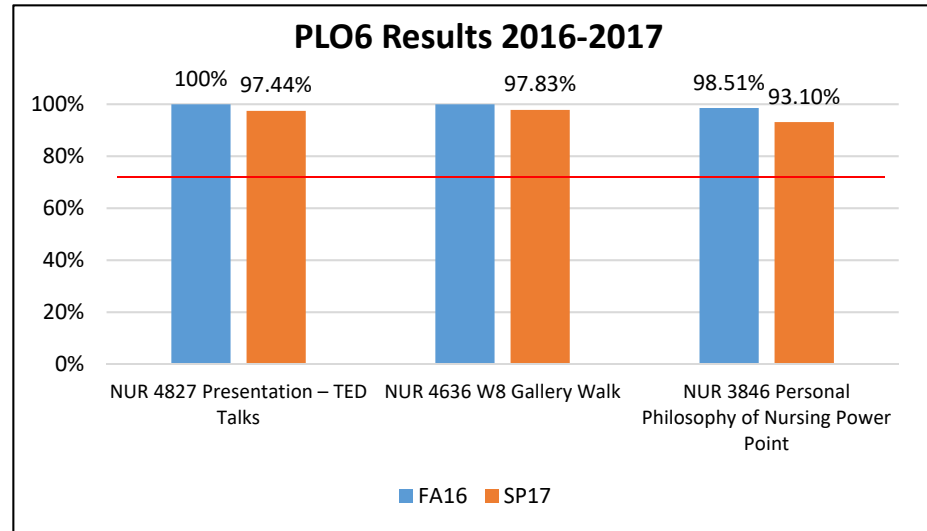


PLO4: Model interpersonal communication to effectively collaborate with members of the health care team while promoting optimal health care for all patients. *Target: 75% of students will achieved 70% or higher in all assessment measures.*

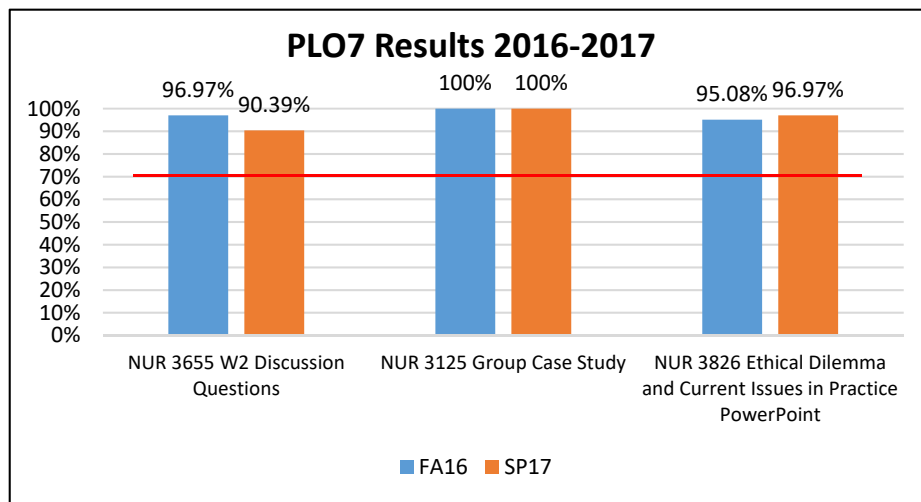
Assessment Results



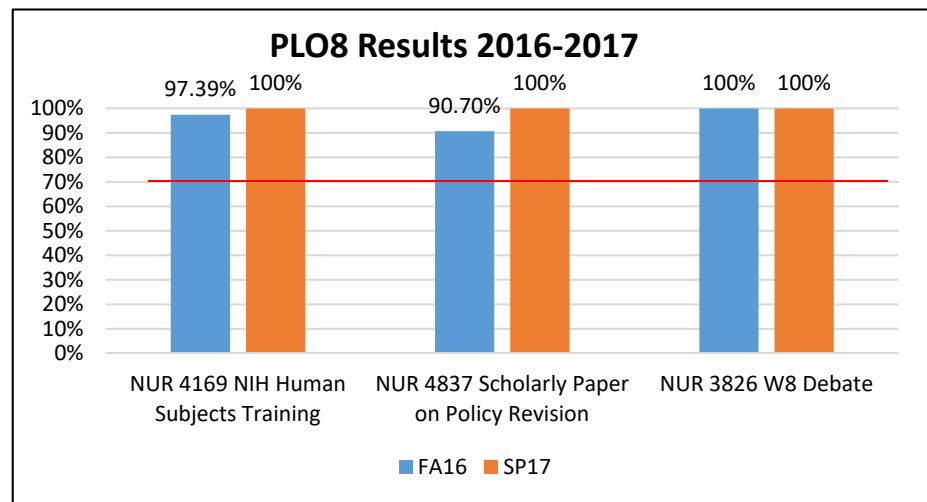
PLO5: Examine safe, appropriate, evidence-based care based on health promotion, disease and injury prevention, to improve population health. *Target: 75% of students will achieved 70% or higher in all assessment measures.*



PLO6: Integrate inherent values as defined by the ANA Code of Ethics, as a foundation to base nursing theory in practice in the role of the BSN. *Target: 75% of students will achieved 70% or higher in all assessment measures.*



PLO7: Formulate plans of care which provide culturally sensitive, non-discriminatory care to individuals, groups and communities in today's global environment. *Target: 75% of students will achieved 70% or higher in all assessment measures.*



PLO8: Integrate information management technology to improve patient outcomes. *Target: 75% of students will achieved 70% or higher in all assessment measures.*

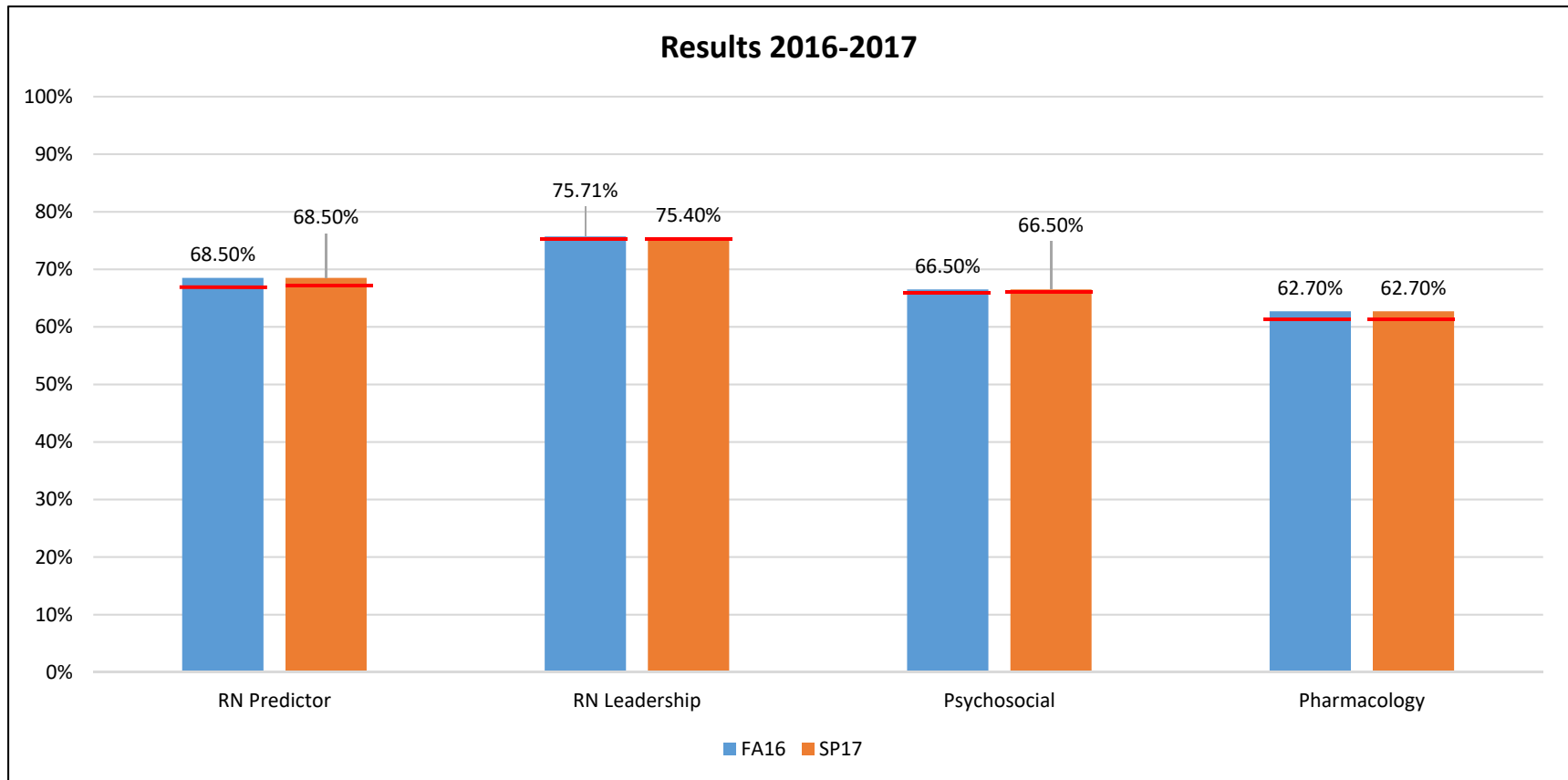
Program Learning Outcomes

Associate Degree Nursing 2071 and 2271

Graduates of the program will be able to:

1. Utilize the nursing process and principles of best practices to meet the needs of individuals, families, groups, and communities across the lifespan.
2. Provide caring, spiritual and culturally sensitive nursing care to individuals, families, groups, and communities across the lifespan.
3. Use professional and technical resources to effectively communicate to individuals, families, groups and communities across the lifespan.
4. Practice within the ethical and legal framework of nursing and utilize the standards of nursing practice to meet the needs of individuals, families, groups, and communities across the lifespan.

Assessment Results



PLO1: Utilize the nursing process and principles of best practices to meet the needs of individuals, families, groups and communities across the lifespan

PLO2: Provide caring, spiritual and culturally sensitive nursing care to individuals, families, groups and communities across the lifespan

PLO3: Use professional and technical resources to effectively communicate to individuals, families, groups and communities across the lifespan

PLO4: Practice within the ethical and legal framework of nursing and utilize the standards of nursing practice to meet the needs of individuals, families, groups and communities across the lifespan

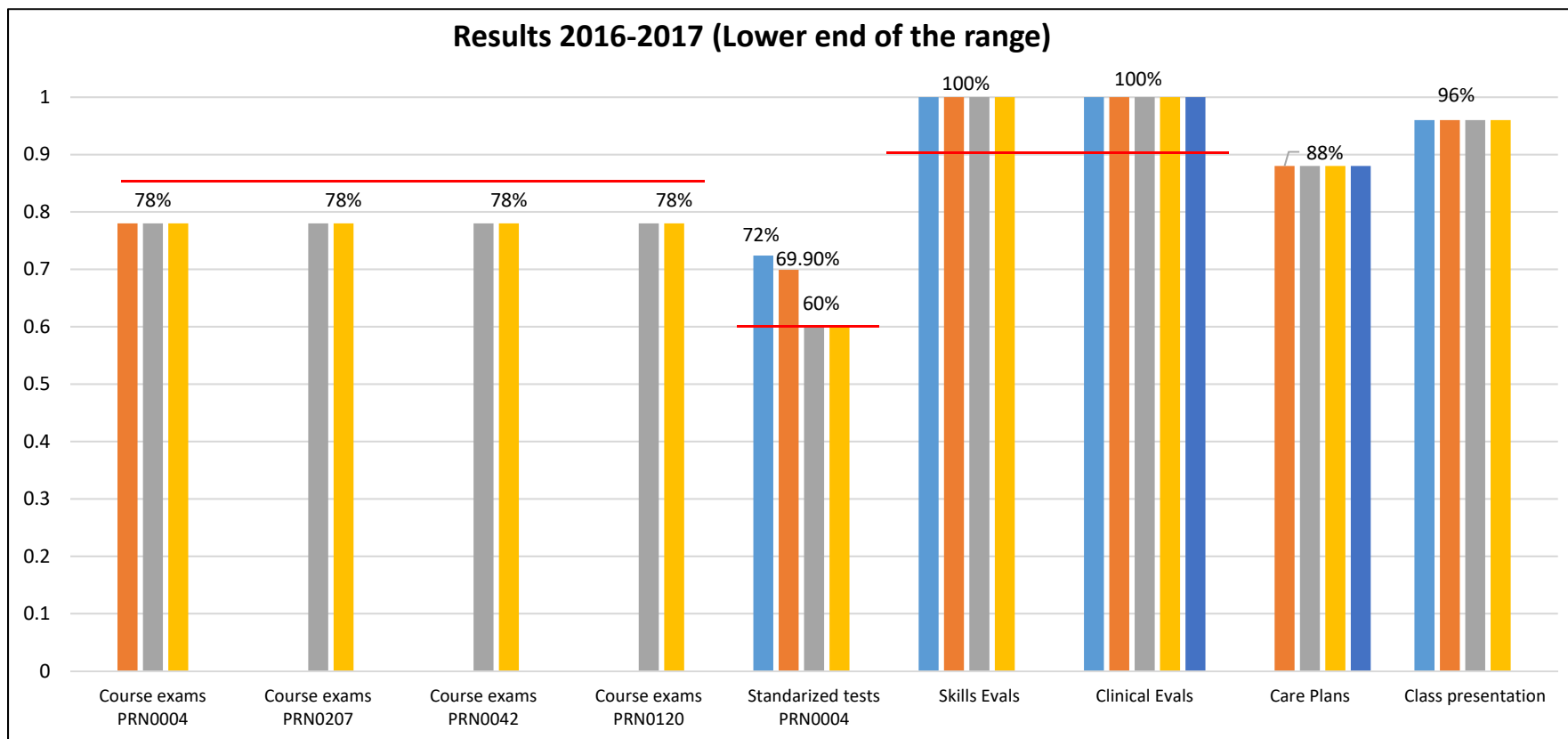
Target: 75% of students will achieve the national individual mean score in management of care; psychosocial; pharmacological and parenteral; and the predictor.

Program Learning Outcomes

Certificate Practical Nursing - 1095

1. Demonstrate professional behaviors of accountability and professionalism according to the ethical, legal, and regulatory framework for the licensed practical nurse.
2. Communicate effectively with client, family, significant other, and members of the health care team.
3. Utilize the nursing process to provide safe and effective care to clients across the life span under the supervision of a registered nurse or physician.
4. Promotes physical, spiritual, and psychosocial well-being of clients and reduces risk potential for clients.
5. Demonstrate a caring and empathetic approach to the safe, therapeutic and individualized care of the client.

Assessment Results



PLO1: Demonstrate professional behaviors of accountability and professionalism according to the ethical, legal, and regulatory framework for the licensed practical nurse

PLO2: Communicate effectively with client, family, significant other, and members of the health care team.

PLO3: Utilize the nursing process to provide safe and effective care to clients across the life span under the supervision of a registered nurse or physician

PLO4: Promotes physical, spiritual, and psychosocial well-being of clients and reduces risk potential for clients

PLO5: Demonstrate a caring and empathetic approach to the safe, therapeutic and individualized care of the client.

Target: Course Exams minimum of 78% to pass

Standardized Tests: (Kaplan) minimum score of 60th percentile to pass, as recommended by Kaplan.

Lab Skills Evals: pass/fail

Clinical Evals: pass/fail

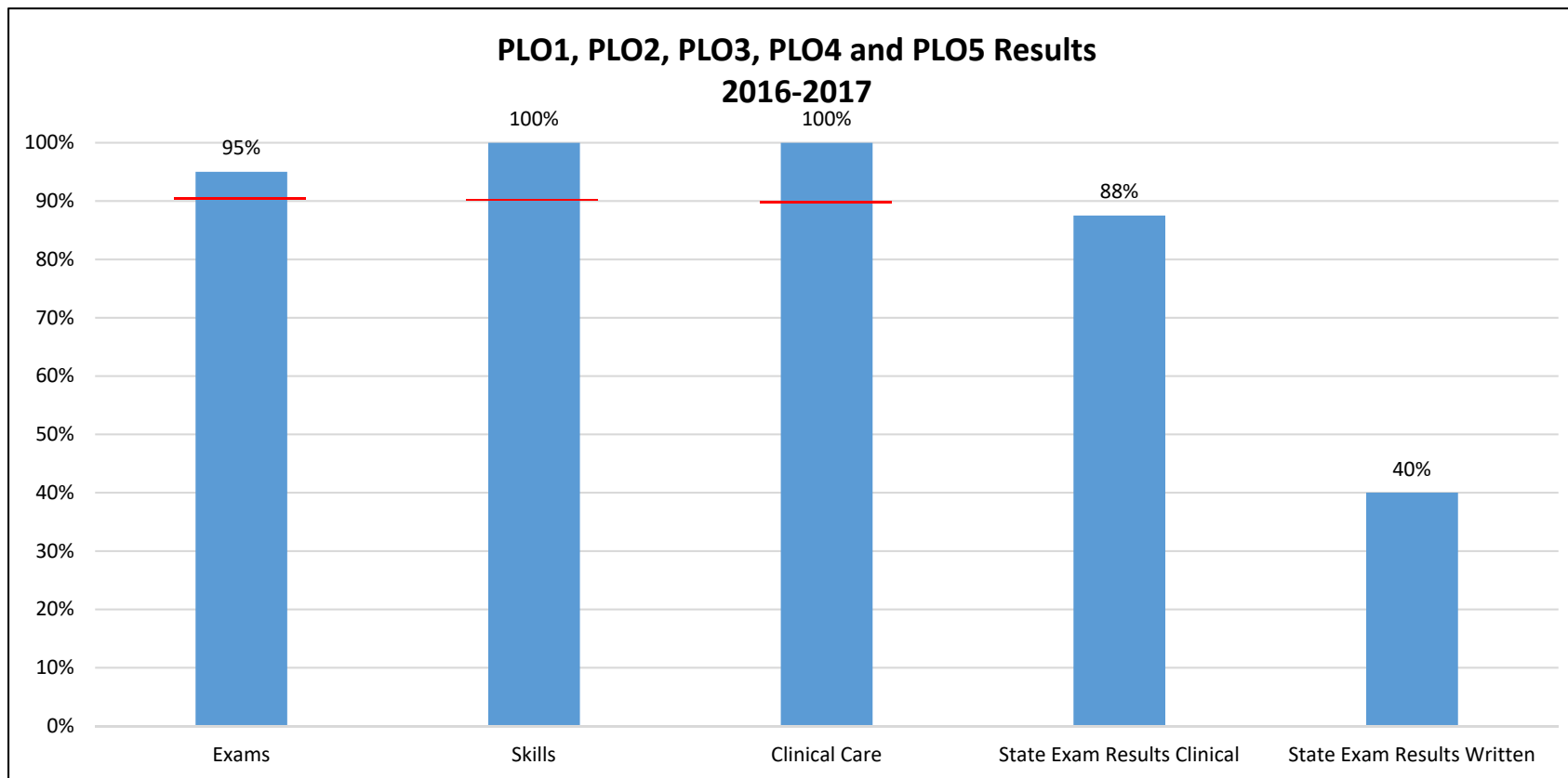
Program Learning Outcomes

Nursing Assistant - 1205

The student will be able to:

1. Assist the adult client with activities of daily living and basic care in the long-term care, sub-acute and assisted living facilities under the supervision of a licensed nurse.
2. Demonstrates skills safely and accurately during client care; observing and reporting physical, spiritual, psychosocial needs of the client, and changes in client's status physically, behaviorally, and emotionally.
3. Assist the nurse in planning and implementing care to meet the client's nutrition, hydration, and elimination needs, and identify signs/symptoms, causes of and clients at risk for pressure ulcers.
4. Demonstrate professional behaviors within the role and scope of the nursing assistant.
5. Demonstrate proper usage of equipment/devices.

Assessment Results



PLO1: Assist the adult client with activities of daily living and basic care in the long-term care, sub-acute and assisted living facilities under the supervision of a licensed nurse.

PLO3: Assist the nurse in planning and implementing care to meet the client's nutrition, hydration, and elimination needs, and identify signs/symptoms, causes of and clients at risk for pressure ulcers.

PLO5: Demonstrate proper usage of equipment/devices.

PLO2: Demonstrates skills safely and accurately during client care; observing and reporting physical, spiritual, psychosocial needs of the client, and changes in client's status physically, behaviorally, and emotionally.

PLO4: Demonstrate professional behaviors within the role and scope of the nursing assistant.

Target: 90% of graduates will achieve a minimum of a 78% average score on exams

90% of graduates will successfully demonstrate all skill assessments

Clinical: 90% of students will pass clinical

The annual state examination passing rate will be at or above the state average

Assessment Data 2015-2016 and 2016-2017: Programs and Institutional Learning Outcomes

Program	Critical/ Creative Thinking		Communication		Cultural Literacy		Information and Technical Literacy	
	15/16	16/17	15/16	16/17	15/16	16/17	15/16	16/17
6441 - Bachelor of Science in Nursing - BSN	93.1%-100%	92.11%-100%	92.3%-100%	88.46%-97.14%	97.9%-100%	88.89%-100%	94.5%-100%	90.47%-100%
2071 - Nursing (Associate Degree) (Limited Access Program)	62.3%-77.1%	62.7%-75.71%	62.3%-77.1%	62.7%-75.71%	62.3%-77.1%	62.7%-75.71%	62.3%-77.1%	62.7%-75.71%
2271 - Nursing (Transition Into Profession) (Limited Access Program)	62.3%-77.1%	62.7%-75.71%	62.3%-77.1%	62.7%-75.71%	62.3%-77.1%	62.7%-75.71%	62.3%-77.1%	62.7%-75.71%
1205 - Nursing Assistant (Long Term Care)	75%-100%	95%-100%	75%-100%	95%-100%	75%-100%	95%-100%	75%-100%	95%-100%
1095 - Practical Nursing (Limited Access Program)	12%-100%	68%-100%	12%-100%	69.9%-100%	12%-100%	100%	12%-100%	100%

Course Success Rates (1 of 2)

Major	Course	2013-2014		2014-2015		2015-2016		2016-2017	
		Attempted	% Successful	Attempted	% Successful	Attempted	% Successful	Attempted	% Successful
1205 - Nursing Assistant	PRN0090	21	100%	64	95%	61	95%	62	77%
	Major	43	95%	64	95%	61	95%	62	77%
1095- Practical Nursing	BSC0070					116	84%	85	73%
	BSC1080	185	78%	222	82%	50	76%		
	PRN0004C	79	63%	61	97%	20	80%	32	78%
	PRN0004L	79	63%	61	97%	20	80%		
	PRN0042	58	100%	50	100%	58	100%		
	PRN0042L	58	100%	50	100%	58	100%		
	PRN0120	58	98%	50	100%	59	98%	17	100%
	PRN0120L	58	98%	50	100%	59	98%		
	PRN0207C	52	94%	70	91%	48	94%	29	100%
	PRN0207L	52	94%	70	91%	48	94%		
	Major	679	84%	684	92%	536	91%	163	82%
2071 -Nursing (Associate Degree)	NUR1005C	40	100%	40	90%	47	89%	60	100%
	NUR1005L	40	100%	40	90%	47	89%		
	NUR1010	279	98%	269	94%	277	94%	236	93%
	NUR1020C	238	97%	235	94%	228	93%	235	92%
	NUR1020L	238	97%	235	94%	228	93%		
	NUR1230C	229	93%	235	93%	222	88%	232	89%
	NUR1230L	229	93%	235	93%	222	88%		
	NUR1322							90	100%

■ Indicates a success rate of 90% or higher
■ Indicates a success rate between 70% and 89%
■ Indicates a success rate below 70%

Source: IR Program Assessment Data

Course Success Rates (2 of 2)

Major	Course	2013-2014		2014-2015		2015-2016		2016-2017	
		Attempted	% Successful	Attempted	% Successful	Attempted	% Successful	Attempted	% Successful
2071 -Nursing (Associate Degree) (Limited Access Program)	NUR1423C	226	96%	229	98%	212	93%	227	90%
	NUR1423L	226	96%	229	98%	212	93%		
	NUR2731C	268	94%	266	94%	260	88%	258	94%
	NUR2731L	268	94%	266	94%	260	88%		
	NUR2940C	239	95%	263	95%	249	89%	616	92%
	NUR2940L	239	95%	263	95%	249	89%		
	Major	2,759	95%	2,805	95%	2,713	90%	1,954*	93%
6441- BSN	NUR3065	74	97%	65	100%	105	96%	143	97%
	NUR3125	54	96%	105	96%	107	97%	102	94%
	NUR3145			99	99%	83	98%	91	97%
	NUR3655			105	99%	87	95%	122	94%
	NUR3826	71	99%	80	100%	102	98%	160	98%
	NUR3846	68	96%	102	95%	101	97%	97	99%
	NUR4169			96	98%	82	98%	92	98%
	NUR4636C			89	99%	76	99%	131	98%
	NUR4636L			89	99%	76	99%		
	NUR4827C			39	100%	81	100%	80	100%
	NUR4827L			39	100%	81	100%		
	NUR4837			42	100%	85	100%	97	100%
	Major	267	97%	950	98%	1,066	98%	1,115*	97%
Department	1,432	81%	1,585	81%	4,376	92%	3,294*	93%	

■ Indicates a success rate of 90% or higher
■ Indicates a success rate between 70% and 89%
■ Indicates a success rate below 70%

**labs are not included*

Source: IR Program Assessment Data

Course Success Rates by Campus – Multiple Campuses Only

Major, Associated Courses and Instructional Method			2013-2014		2014-2015		2015-2016		2015-2016							
			Attempted	% Successful	Attempted	% Successful	Attempted	% Successful	Attempted	% Successful						
2071 - Nursing (Associate Degree) (Limited Access Program)	NUR1010	Daytona	119	98%	115	96%	117	92%	116	94%	↑					
		Deland	60	93%	60	88%	58	93%	60	90%						
		Flagler/Palm Cst	60	100%	55	98%	55	95%	60	95%						
		Course	239	97%	230	94%	230	93%	236	93%						
	NUR1020C	Daytona	119	97%	117	96%	115	95%	116	92%		↑				
		Deland	59	95%	60	88%	57	88%	59	92%						
		Flagler/Palm Cst	60	100%	58	97%	56	95%	60	93%						
		Course	238	97%	235	94%	228	93%	235	92%						
	NUR1230C	Daytona	119	95%	120	98%	117	85%	119	91%			↑			
		Deltona	61	93%	60	92%	60	93%	57	88%						
		New Smyrna Beach	49	88%	55	82%	45	87%	56	86%						
		Course	229	93%	235	93%	222	88%	232	89%						
	NUR1423C	Daytona	120	98%	120	99%	116	94%	119	94%				↑		
		Deltona	59	97%	59	98%	58	98%	58	84%						
		New Smyrna Beach	47	91%	50	94%	38	82%	50	88%						
		Course	226	96%	229	98%	212	93%	227	90%						
	NUR2731C	Daytona	208	94%	208	96%	200	88%	199	95%					↑	
		Deland	60	92%	58	84%	60	88%	59	90%						
		Course	268	94%	266	94%	260	88%	258	94%						
	NUR2940C	Daytona	160	94%	148	96%	147	89%	361	96%						↑
		Deland			60	97%	48	88%	128	86%						
		Deltona	79	97%	55	93%	54	89%	127	87%						
		Course	239	95%	263	95%	249	89%	616	92%						

■ Indicates a success rate of 90% or higher
■ Indicates a success rate between 70% and 89%
■ Indicates a success rate below 70%

Source: IR Program Assessment Data

Course Success Rates by Instructional Method – Multiple Methods Only

Major, Associated Courses and Instructional Method			2013-2014		2014-2015		2015-2016		2016-2017	
			Attempted	% Successful	Attempted	% Successful	Attempted	% Successful	Attempted	% Successful
1095- Practical Nursing	BSC0070	Lecture					24	96%	41	63%
		Online					71	79%	44	82%
		Course					95	84%		
	PRN0042	Lecture	40	100%	32	100%	29	100%		
		Online	18	100%	18	100%	29	100%		
		Course	58	100%	50	100%	58	100%		
	PRN0120	Lecture	40	98%	32	100%	29	100%		
		Online	18	100%	18	100%	30	97%		
		Course	58	98%	50	100%	59	98%		
	PRN0207	Lecture	33	91%	52	88%	19	95%		
		Online	19	100%	18	100%	29	93%		
		Course	52	94%	70	91%	48	94%		
2071 -Nursing (Associate Degree) (Limited Access Program)	NUR1010	Lecture	239	97%	230	94%	230	93%		
		Online	40	100%	39	95%	47	98%		
		Course	279	98%	269	94%	277	94%		
	NUR2940	Hybrid	80	100%	68	97%	70	100%	119	92%
		Lecture	159	92%	195	95%	179	84%	497	92%
		Course	239	95%	263	95%	249	89%	616	92%

IM		2013-14	2014-15	2015-16	2016-2017
DSC	Hybrid	81%	83%	81%	81%
	Lecture	77%	78%	80%	81%
	Online	75%	76%	78%	76%

■ Indicates a success rate of 90% or higher
■ Indicates a success rate between 70% and 89%
■ Indicates a success rate below 70%

Source: IR Program Assessment Data

Overall Course Success Rates by Instructional Method

Major and Instructional Method		2013-2014		2014-2015		2015-2016		2016-2017	
		Attempted	% Successful	Attempted	% Successful	Attempted	% Successful	Attempted	% Successful
1205 - Nursing Assistant	Lecture	32	97%	64	95%	61	95%	62	77%
	Major	32	97%	64	95%	61	95%		
1095- Practical Nursing	Lecture	213	84%	205	93%	121	95%	119	82%
	Online	219	82%	248	86%	209	86%	44	82%
	Major	432	83%	453	89%	330	89%	163	82%
2071 - Nursing	Hybrid	120	100%	108	94%	117	96%	119	92%
	Lab	1,200	95%	1,228	95%	1,171	90%		
	Lecture	1,359	95%	1,390	95%	1,331	90%	1,685	92%
	Online	80	100%	79	92%	94	94%	150	100%
	Major	2,759	95%	2,805	95%	2,713	90%	1,954*	93%
6441 - BSN	Hybrid	267	97%	822	98%	909	98%	1,115	97%
	Major	267	97%	822	98%	909	98%		
Total		3,490	94%	4,144	95%	4,013	92%	3,294*	93%

*labs are not included

IM		2013-14	2014-15	2015-16	2016-2017
DSC	Hybrid	81%	83%	81%	81%
	Lecture	77%	78%	80%	81%
	Online	75%	76%	78%	76%

■ Indicates a success rate of 90% or higher
■ Indicates a success rate between 70% and 89%
■ Indicates a success rate below 70%

Source: IR Program Assessment Data

Course Success Rates by Multiple Session/Sub-session Only (1 of 4)

Major, Associated Courses and Sub-session			2013-2014		2014-2015		2015-2016		2016-2017	
			Attempted	% Successful	Attempted	% Successful	Attempted	% Successful	Attempted	% Successful
1205 - Nursing Assistant	PRN0090	FA Full term			23	96%	18	89%	34	71%
		SP Full term	21	100%	18	94%	22	95%	28	86%
		SU Full term			23	96%	21	100%		
		Course	21	100%	64	95%	61	95%	62	77%
1095- Practical Nursing	BSC0070	FA A term					17	71%		
		FA B term					11	55%	6	67%
		FA Full term					21	86%	18	44%
		Session					49	73%	24	50%
	SP A term					22	91%	21	86%	
	SP B term					21	86%	11	82%	
	SP Full term					24	96%	23	78%	
	Session					67	91%	55	82%	
	SU Full term							6	83%	
	Course					116	84%	85	73%	
	PRN0004C	FA Full term	34	50%	34	100%			32	78%
		SP Full term	45	73%	27	93%				
		Course	79	63%	61	97%			32	78%
	PRN0207C	FA Full term	34	100%	35	97%	29	93%		
		SP Full term	18	83%	35	86%	19	95%	29	100%
		Course	52	94%	70	91%	48	94%	29	100%

■ Indicates a success rate of 90% or higher
■ Indicates a success rate between 70% and 89%
■ Indicates a success rate below 70%

Course Success Rates by Multiple Session/Sub-session Only (2 of 4)

Major, Associated Courses and Sub-session			2013-2014		2014-2015		2015-2016		2016-2017	
			Attempted	% Successful	Attempted	% Successful	Attempted	% Successful	Attempted	% Successful
2071 - Nursing	NUR1005C	FA Full term	20	100%	20	90%	20	100%	30	100%
		SP Full term	20	100%	20	90%	27	81%	30	100%
		Course	40	100%	40	90%	47	89%	60	100%
	NUR1010	FA Full term	139	98%	138	98%	136	95%	118	94%
		SP Full term	140	98%	131	91%	141	93%	118	92%
		Course	279	98%	269	94%	277	94%	236	93%
	NUR1020C	FA Full term	119	99%	120	93%	113	93%	117	93%
		SP Full term	119	96%	115	96%	115	93%	118	92%
		Course	238	97%	235	94%	228	93%	235	92%
	NUR1230C	FA Full term	108	94%	118	92%	106	86%	116	87%
		SP Full term	121	93%	117	94%	116	90%	116	91%
		Course	229	93%	235	93%	222	88%	232	89%
	NUR1322	FA Full term							60	100%
		SP Full term							30	100%
		Course							90	100%
	NUR1423C	FA Full term	108	96%	115	97%	103	93%	112	89%
		SP Full term	118	96%	114	98%	109	93%	115	91%
		Course	226	96%	229	98%	212	93%	227	90%
NUR2731C	FA Full term	136	90%	135	93%	134	86%	128	97%	
	SP Full term	132	97%	131	94%	126	90%	130	91%	
	Course	268	94%	266	94%	260	88%	258	94%	
NUR2940C	FA Full term	112	96%	134	97%	126	91%	381	90%	
	SP Full term	127	94%	129	94%	123	86%	235	96%	
	Course	239	95%	263	95%	249	89%	616	92%	

Indicates a success rate of 90% or higher

Indicates a success rate between 70% and 89%

Indicates a success rate below 70%

Source: IR Program Assessment Data

Course Success Rates by Multiple Session/Sub-session Only (3 of 4)

Major, Associated Courses and Sub-session		2013-2014		2014-2015		2015-2016		2016-2017		
		Attempted	% Successful	Attempted	% Successful	Attempted	% Successful	Attempted	% Successful	
6441 – BSN	NUR3065	FA B term		36	100%	56	96%	109	95%	
		SP B term	74	97%	29	100%	49	96%	34	100%
		Course	74	97%	65	100%	105	96%	143	97%
	NUR3125	FA A term			64	98%	59	98%	75	93%
		SP A term	54	96%	41	93%	48	96%	27	96%
		Course	54	96%	105	96%	107	97%	102	94%
	NUR3145	FA A term			55	98%	37	97%	44	93%
		SP A term			44	100%	46	98%	47	100%
		Course			99	99%	83	98%	91	97%
	NUR3655	FA A term			44	98%	37	97%	34	91%
		SP A term			61	100%	50	94%	81	95%
		Full term							7	100%
	Course			105	99%	87	95%	122	94%	
	NUR3826	FA B term			53	100%	58	98%	126	98%
		SP B term	71	99%	27	100%	44	98%	34	94%
		Course	71	99%	80	100%	102	98%	160	98%
	NUR3846	FA A term			63	97%	55	100%	68	99%
		SP A term	68	96%	39	92%	46	93%	29	100%
Course		68	96%	102	95%	101	97%	97	99%	
NUR4169	FA B term			43	98%	29	97%	39	97%	
	SP B term			53	98%	53	98%	53	98%	
	Course			96	98%	82	98%	92	98%	
NUR4636C	FA B term			41	98%	37	100%	84	100%	
	SP B term			48	100%	39	97%	47	96%	
	Course			89	99%	76	99%	131	98%	

Indicates a success rate of 90% or higher

Indicates a success rate between 70% and 89%

Indicates a success rate below 70%

Source: IR Program Assessment Data

Course Success Rates by Multiple Session/Sub-session Only (4 of 4)

Major, Associated Courses and Sub-session		2013-2014		2014-2015		2015-2016		2016-2017	
		Attempted	% Successful	Attempted	% Successful	Attempted	% Successful	Attempted	% Successful
6441 – BSN	NUR4827C	FA B term					41	100%	
		SP B term				39	100%		
		Course				80	100%		
	NUR4837	FA A term				43	100%		
		SP A term				54	100%		
		Course				97	100%		
	Total						1,115	97%	

■ Indicates a success rate of 90% or higher
■ Indicates a success rate between 70% and 89%
■ Indicates a success rate below 70%

Source: IR Program Assessment Data

Overall Course Success Rates by Session/Sub-session

Major or Dept. and Sub-session			2013-2014		2014-2015		2015-2016		2016-2017	
			Attempted	% Successful	Attempted	% Successful	Attempted	% Successful	Attempted	% Successful
1205 - Nursing Assistant (Long Term Care)	FA	Full term			23	96%	18	89%	34	71%
	SP	Full term	21	100%	18	94%	22	95%	28	86%
	SU	Full term	11	91%	23	96%	21	100%		
	Major		32	97%	64	95%	61	95%	62	77%
1095- Practical Nursing	FA	A term	22	82%	28	71%	17	71%		
		B term	22	82%	26	69%	11	55%	6	67%
		Full term	82	77%	98	95%	119	87%	50	66%
	Session		126	79%	152	86%	147	83%	56	66%
	SP	A term	31	68%	27	85%	22	91%	21	86%
		B term	31	61%	32	78%	21	86%	11	82%
		Full term	84	77%	88	86%	62	95%	52	90%
	Session		146	72%	147	84%	105	92%	84	88%
SU	Full term	160	97%	154	97%	284	95%	23	96%	
Major		432	83%	453	89%	536	91%	163	82%	
2071 - Nursing	FA	Full term	742	96%	780	95%	1340*	91%	1062	92%
	SP	Full term	777	96%	757	94%	1373*	90%	892	93%
	Major		1519	96%	1537	95%	2713*	90%	1,954	93%
6441 - BSN	FA	A term			226	98%	237	99%	264	95%
		B term			173	99%	315	99%	399	98%
		Session			399	98%	552	99%	663	97%
	SP	A term	122	96%	227	97%	226	96%	238	98%
		B term	145	98%	196	99%	288	98%	207	98%
		Full term							7	100%
	Session		267	97%	423	98%	514	97%	452	98%
Major		267	97%	822	98%	1066	98%	1115	97%	
Total			2250	93%	2876	95%	4376*	92%	3294	93%

*Including labs

- Indicates a success rate of 90% or higher
- Indicates a success rate between 70% and 89%
- Indicates a success rate below 70%

Source: IR Program Assessment Data

Summer 2016 Grade Distribution (1 of 5)

Major and Associated Courses		2016-2017					
		Pass (A, B, C)	Fail (D, F)	FNs	Ws	W1s	Incs
1095- Practical Nursing	BSC0070	5	0	1	0	0	0
	PRN0120	17	0	0	0	0	0
	Major	22 (96%)	0 (0%)	1 (4%)	0 (0%)	0 (0%)	0 (0%)

To prevent data from skewing, the following instructional methods are excluded: Labs associated with lectures, Private/Performance, Clinicals, Co-op, DIS, Field trips and Internships.

Source: IR Program Assessment Data

Fall 2016 Grade Distribution (2 of 5)

Major and Associated Courses		2016-2017					
		Pass (A, B, C)	Fail (D, F)	FNs	Ws	W1s	Incs
1205 - Nursing Assistant (Long Term Care)	PRN0090	24	6	0	4	0	0
	Major	24 (70.6%)	6 (17.6%)	0 (0%)	4 (11.8%)	0 (0%)	0 (0%)
1095- Practical Nursing	BSC0070	12	1	4	7	0	0
	PRN0004C	25	4	0	3	0	0
	Major	37 (66.1%)	5 (8.9%)	4 (7.1%)	10 (17.9%)	0 (0%)	0 (0%)
2071 - Nursing-Associate Degree	NUR1005C	30	0	0	0	0	0
	NUR1010	111	3	0	4	0	0
	NUR1020C	109	4	0	4	0	0
	NUR1230C	101	11	1	3	0	0
	NUR1322	60	0	0	0	0	0
	NUR1423C	100	9	0	3	0	0
	NUR2731C	124	4	0	0	0	0
	NUR2940C	342	33	0	6	0	0
	Major	977 (92%)	64 (5.9%)	1 (0.1%)	20 (2%)	0 (0%)	0 (0%)

To prevent data from skewing, the following instructional methods are excluded: Labs associated with lectures, Private/Performance, Clinicals, Co-op, DIS, Field trips and Internships.

Source: IR Program Assessment Data

Fall 2016 Grade Distribution (3 of 5)

Major and Associated Courses		2016-2017					
		Pass (A, B, C)	Fail (D, F)	FNs	Ws	W1s	Incs
6441- BSN	NUR3065	104	0	0	5	0	0
	NUR3125	70	0	0	5	0	0
	NUR3145	41	1	0	2	0	0
	NUR3655	31	2	0	1	0	0
	NUR3826	124	0	0	2	0	0
	NUR3846	67	0	0	1	0	0
	NUR4169	38	0	0	1	0	0
	NUR4636C	84	0	0	0	0	0
	NUR4827C	41	0	0	0	0	0
	NUR4837C	43	0	0	0	0	0
	Major	643 (97%)	3 (0.5%)	0 (0%)	17 (2.5%)	0 (0%)	0 (0%)
	Total	1,681 (92.6%)	78 (4.3%)	5 (0.3%)	51 (2.8%)	0 (0%)	0 (0%)

To prevent data from skewing, the following instructional methods are excluded: Labs associated with lectures, Private/Performance, Clinicals, Co-op, DIS, Field trips and Internships.

Source: IR Program Assessment Data

Spring 2017 Grade Distribution (4 of 5)

Major and Associated Courses		2016-2017					
		Pass (A, B, C)	Fail (D, F)	FNs	Ws	W1s	Incs
1205 - Nursing Assistant (Long Term Care)	PRN0090	24	4	0	0	0	0
	Major	24 (85.7%)	4 (14.3%)	0 (0%)	0 (0%)	0 (0%)	0 (0%)
1095- Practical Nursing	BSC0070	45	3	4	3	0	0
	PRN0207C	29	0	0	0	0	0
	Major	74 (88.1%)	3 (3.6%)	4 (4.7%)	3 (3.6%)	0 (0%)	0 (0%)
2071 - Nursing-Associate Degree	NUR1005C	30	0	0	0	0	0
	NUR1010	109	5	0	4	0	0
	NUR1020C	108	6	0	4	0	0
	NUR1230C	105	6	0	5	0	0
	NUR1322	30	0	0	0	0	0
	NUR1423C	105	5	0	5	0	0
	NUR2731C	118	11	0	1	0	0
	NUR2940C	226	6	0	3	0	0
	Major	831 (93.2%)	39 (4.4%)	0 (0%)	22 (2.4%)	0 (0%)	0 (0%)

To prevent data from skewing, the following instructional methods are excluded: Labs associated with lectures, Private/Performance, Clinicals, Co-op, DIS, Field trips and Internships.

Source: IR Program Assessment Data

Spring 2017 Grade Distribution (5 of 5)

Major and Associated Courses		2016-2017					
		Pass (A, B, C)	Fail (D, F)	FNs	Ws	W1s	Incs
6441- BSN	NUR3065	34	0	0	0	0	0
	NUR3125	26	0	0	0	1	0
	NUR3145	47	0	0	0	0	0
	NUR3655	84	2	0	0	2	0
	NUR3826	32	1	0	0	1	0
	NUR3846	29	0	0	0	0	0
	NUR4169	52	0	0	1	0	0
	NUR4636C	45	1	0	1	0	0
	NUR4827C	39	0	0	0	0	0
	NUR4837	54	0	0	0	0	0
	Major	442 (97.8%)	4 (0.9%)	0 (0%)	2 (0.4%)	4 (0.9%)	0 (0%)
	Total	1,371 (94.2%)	50 (3.4%)	4 (0.3%)	27 (1.8%)	4 (0.3%)	0 (0%)

To prevent data from skewing, the following instructional methods are excluded: Labs associated with lectures, Private/Performance, Clinicals, Co-op, DIS, Field trips and Internships.

Source: IR Program Assessment Data

Average Class Size by Course (1 of 2)

Major and Associated Courses		2013-2014		2014-2015		2015-2016		2016-2017	
		Sections	Avg. Size	Sections	Avg. Size	Sections	Avg. Size	Sections	Avg. Size
1205 - Nursing Assistant	PRN0090	1	21	3	21	3	20	4	16
	Major	2	16	3	21	3	20	4	16
1095- Practical Nursing	BSC0070					6	19	6	14
	BSC1080	9	21	8	28	2	25		
	PRN0004C	3	26	2	31	1	20	1	32
	PRN0042	3	19	2	25	2	29		
	PRN0120	3	19	2	25	2	30	1	17
	PRN0207C	3	17	3	23	2	24	1	29
	Major	21	21	17	27	15	23	9	18
2071 - Nursing- Associate Degree	NUR1005C	2	20	2	20	2	24	2	30
	NUR1010	10	28	10	27	10	28	8	30
	NUR1020C	8	30	8	29	8	29	8	29
	NUR1230C	8	29	8	29	8	28	8	29
	NUR1322							2	45
	NUR1423C	8	28	8	29	8	27	8	28
	NUR2731C	8	34	8	33	9	29	10	26
	NUR2940C	6	40	8	33	8	31	19	32
	Major	50	30	52	30	58	27	65	30

To prevent data from skewing, the following instructional methods are excluded: Labs associated with lectures, Private/Performance, Clinicals, Co-op, DIS, Field trips and Internships.

Source: IR Program Assessment Data

Average Class Size by Course (2 of 2)

Major and Associated Courses		2013-2014		2014-2015		2015-2016		2016-2017	
		Sections	Avg. Size	Sections	Avg. Size	Sections	Avg. Size	Sections	Avg. Size
6441- BSN	NUR3065	2	37	3	22	5	21	5	29
	NUR3125	2	27	5	21	4	27	4	26
	NUR3145			4	25	4	21	4	23
	NUR3655			5	21	4	22	6	20
	NUR3826	2	36	3	27	5	20	4	40
	NUR3846	2	34	5	20	4	25	4	24
	NUR4169			4	24	3	27	5	18
	NUR4636C			4	22	4	19	4	33
	NUR4827C			2	20	3	27	4	20
	NUR4837			2	21	4	21	5	19
	Major	8	33	37	22	40	23	45	25
	Total	81	28	109	26	116	25	123	27

To prevent data from skewing, the following instructional methods are excluded: Labs associated with lectures, Private/Performance, Clinicals, Co-op, DIS, Field trips and Internships.

Source: IR Program Assessment Data

Average Class Size by Instructional Method- Multiple Methods Only

Major, Associated Courses and Instructional Method			2013-2014		2014-2015		2015-2016		2016-2017		
			Sections	Avg. Size	Sections	Avg. Size	Sections	Avg. Size	Sections	Avg. Size	
1095 Practical Nursing	BSC0070	Lecture					1	24	2	21	
		Online					4	18	4	11	
		Course					5	21	6	14	
	PRN0042	Lecture	2	20	1	32	1	29			
		Online	1	18	1	18	1	29			
		Course	3	19	2	25	2	29			
	PRN0120	Lecture	2	20	1	32	1	29			
		Online	1	18	1	18	1	30			
		Course	3	19	2	25	2	30			
	PRN0207	Lecture	2	17	2	26	1	19			
		Online	1	19	1	18	1	29			
		Course	3	17	3	23	2	24			
	2071 Nursing- Associate Degree	NUR1010	Lecture	8	30	8	29	8	29		
			Online	2	20	2	20	2	24		
			Course	10	28	10	27	10	28		
NUR2940C		Hybrid	2	40	2	34	2	35	3	40	
		Lecture	4	40	6	33	6	30	16	31	

Overall Average Class Size by Instructional Method

Major or Dept. and Instructional Method		2013-2014		2014-2015		2015-2016		2016-2017	
		Sections	Avg. Size	Sections	Avg. Size	Sections	Avg. Size	Sections	Avg. Size
1205 - Nursing Assistant (Long Term Care)	Lecture	2	16	3	21	3	20	4	16
	Major	2	16	3	21	3	20	4	16
1095 - Practical Nursing (Limited Access Program)	Lecture	11	19	7	29	5	24	5	24
	Online	10	22	10	25	9	23	4	11
	Major	21	21	17	27	14	23	9	18
2071 -Nursing (Associate Degree) (Limited Access Program)	Hybrid	2	40	2	34	7	17	3	40
	Lecture	44	31	46	30	47	28	58	29
	Online	4	20	4	20	4	24	4	38
	Major	50	30	52	30	58	27	65	30
6441 - Bachelor of Science in Nursing - BSN	Hybrid	8	33	37	22	40	23	45	25
	Major	8	33	37	22	40	23	45	25
Total		81	28	109	26	116	25	123	27

College Total

Instructional Method	2013-2014	2014-2015	2015-2016	2016-2017
	Avg. Size	Avg. Size	Avg. Size	Avg. Size
Hybrid	22	22	21	23
Lecture	23	23	22	21
Online	28	30	30	30

To prevent data from skewing, excludes labs, OJT, clinicals, private/performance, open lab, co-op, directed independent study and internships.

Source: IR Program Assessment Data

Licensing Exam

	2008/09	2009/10	2010/11	2011/12	2012/13	2013/14	2014/15	2015/16
Practical Nursing	85.9%	96.8%	98.5%	94.2%	95.3%	92%	95%	93.9%
Nursing	86%	89.7%	94.7%	92.3%	90.7%	86%	83.5%	85.5%

Source: Daytona State Department Chairs are solicited for this data.

Performance Funding - Graduation Rates (1 of 2)

Major	Fall Cohort Year	# in Cohort	150% Graduates	150% Graduation Rate	200% Graduates	200% Graduation Rate
1095- Practical Nursing	2012	36	24	66.7%	24	66.7%
	2013	33	15	45.5%	16	48.5%
	2014	28	26	92.9%	26	92.9%
	2015 – 200% in progress	20	15	75.0%	15	75.0%
	2016 – In progress	31	24	77.4%	24	77.4%
1205- Nursing Assistant	2012	NA				
	2013	NA				
	2014	22	19	86.6%	19	86.6%
	2015 – 200% in progress	25	23	92.0%	23	92.0%
	2016 – In progress	37	26	70.3%	26	70.3%
2071- Nursing (AS Degree)	2010	139	110	79.1%	110	79.1%
	2011	130	107	82.3%	109	83.8%
	2012	122	88	78.6%	94	78.6%
	2013 – 200% in progress	111	89	80.2%	89	80.2%
	2014 – In progress	92	73	79.3%	74	80.4%

College average (150%- 57.3%, 200%- 63.3%)

Fall terms include prior Summer term enrollment in major.

Graduation within 200% time includes graduates within 150% time.

Source: IR Program Assessment Data

Performance Funding - Graduation Rates (2 of 2)

Major	Fall Cohort Year	# in Cohort	150% Graduates	150% Graduation Rate	200% Graduates	200% Graduation Rate
2271- Nursing (Transition)	2010	25	17	68.0%	17	68.0%
	2011	20	14	70.0%	15	75.0%
	2012	0				
	2013 – 200% in progress	18	9	50.0%	9	50.0%
	2016 – In progress	24	17	70.8%	17	70.8%
6441- BSN	2016 – In progress	7	3	42.9%	4	57.1%

College average (150%- 57.3%, 200%- 63.3%)

Fall terms include prior Summer term enrollment in major.

Graduation within 200% time includes graduates within 150% time.

Performance Funding - Retention Rates

Program and Cohort Year	Registered	Exclusions	Adjusted Cohort	Retained by DSC		Retained by Program		Total Retained by DSC	
				N	%	N	%		
1095 Practical Nursing	2011	98	76	22	4	18.18%	5	22.73%	40.91%
	2012	80	64	16	3	18.75%	1	6.25%	25.00%
	2013	69	48	21	7	33.33%	2	9.52%	42.86%
	2014	69	62	7	1	14.29%	3	42.86%	57.14%
	2015	48	43	5	2	40.00%	0	0%	40.00%
1205 Nursing Assistant	2014	17	12	5	3	60.00%	0	0.00%	60.00%
	2015	17	14	3	0	0.00%	0	0.00%	0.00%
2071 Nursing-Associate Degree	2011	436	179	257	11	4.28%	211	82.10%	86.38%
	2012	465	191	274	11	4.00%	230	84.00%	88.00%
	2013	478	192	286	24	8.39%	222	77.62%	86.01%
	2014	468	207	261	7	2.68%	229	87.74%	90.42%
	2015	589	176	413	6	1.45%	348	84.26%	85.71%
2271 Nursing-Transition	2011	60	27	33	1	2.86%	19	54.29%	57.14%
	2012	40	29	11	0	0.00%	4	36.36%	36.36%
	2013	24	12	12	2	16.67%	9	75.00%	91.67%
	2014	64	41	23	0	0.00%	22	95.65%	95.65%
	2015	87	28	59	2	3.39%	41	69.49%	72.88%
6441 BS in Nursing	2014	142	39	103	0	0.00%	89	86.41%	86.41%
	2015	91	38	53	0	0.00%	40	75.47%	75.47%

College average (64.4%)

Registered - Includes all students enrolled in the fall term of the specified year, with the specified program as their primary major.

Exclusions - Includes students who are deceased or graduated fall of the specified year or the following spring or summer.

Not retained - Students who were not registered the following fall term.

Retained by DSC - Students who were still registered at DSC the following fall but with a different primary major.

Retained by Program - Students who were registered the following fall with the same primary major.

Source: IR Program Assessment Data

Fall 2015 to Fall 2016 - Retention Rates by Race/Ethnicity (1 of 2)

Program and Cohort Year		Registered	Exclusions	Adjusted Cohort	Retained by Program	
					N	%
1095 Practical Nursing	Am. Ind	2	2	0	N/A	
	Asian	2	1	1	0	0%
	Black	5	5	0	N/A	
	Hispanic	9	8	1	1	100%
	Two or More Races	1	1	0	N/A	
	White	29	26	3	1	33%
1205 Nursing Assistant	Black	1	0	1	0	0%
	Hispanic	5	5	0	N/A	
	White	11	9	2	0	0%
2071 Nursing-Associate Degree	Am. Ind	5	1	4	3	75%
	Asian	15	2	13	10	77%
	Black	41	9	32	28	88%
	Hawaii/Pac	1	1	0	N/A	
	Hispanic	73	21	52	46	88%
	Two or More Races	13	3	10	9	90%
	White	441	139	302	258	85%

College average (African American: 48.1%, Hispanic: 62.1%)

Registered - Includes all students enrolled in the fall term of the specified year, with the specified program as their primary major.

Exclusions - Includes students who are deceased or graduated fall of the specified year or the following spring or summer.

Not retained - Students who were not registered the following fall term.

Retained by DSC - Students who were still registered at DSC the following fall but with a different primary major.

Retained by Program - Students who were registered the following fall with the same primary major.

Source: IR Program Assessment Data

Fall 2015 to Fall 2016 - Retention Rates by Race/Ethnicity (2 of 2)

Program and Cohort Year		Registered	Exclusions	Adjusted Cohort	Retained by Program	
					N	%
2271 Nursing-Transition	Black	19	9	10	6	60%
	Hispanic	11	3	8	7	88%
	White	57	16	41	30	73%
6441 BS in Nursing	Asian	1	0	1	1	100%
	Black	11	3	8	6	75%
	Hispanic	15	5	10	6	60%
	Two or More Races	1	1	0	N/A	
	White	63	29	34	27	79%

College average (African American: 48.1%, Hispanic: 62.1%)

Registered - Includes all students enrolled in the fall term of the specified year, with the specified program as their primary major.

Exclusions - Includes students who are deceased or graduated fall of the specified year or the following spring or summer.

Not retained - Students who were not registered the following fall term.

Retained by DSC - Students who were still registered at DSC the following fall but with a different primary major.

Retained by Program - Students who were registered the following fall with the same primary major.

Source: IR Program Assessment Data

Performance Funding - Placement Rates (College Average: 94.5%)												
Program Title	Major	2010/11		2011/12		2012/13		2013/14		2014/15		Average Annual Salary
		DSC %	FCS %	DSC %	FCS %	DSC %	FCS%	DSC%	FCS%	DSC%	FCS%	
Nursing (Associate Degree) (Limited Access Program)	2071	94%	95%	97%	95%	96%	94%	96%	94%	93%	96%	\$ 52,636
Nursing (Transition Into Profession) (Limited Access Program)	2271	94%	95%	97%	95%	96%	94%	96%	94%	93%	96%	\$ 52,636
Practical Nursing (Limited Access Program)	1095	94%	92%	93%	92%	94%	89%	92%	90%	78%	89%	\$ 37,564
Nursing Assistant (Long-Term Care)	1205	New Program						82%	83%	79%	81%	\$ 24,512
BS Nursing	6441	New Program								98%	91%	\$62,392

■ Indicates the College average above the State Averages
■ Indicates the College average same as the State Averages
■ Indicates the College average below the State Averages

Source: IR Program Assessment Data


Headcount by Major

Major	2013-2014	2014-2015	2015-2016	2016-2017
1095 - Practical Nursing	146	115	83	65
1205 - Nursing Assistant (LTC)		41	44	51
2071 - Nursing-Associate Degree	619	582	578	683
2271 - Nursing-Transition	69	85	88	120
6441 - BS-Nursing - BSN	103	182	236	225
Total	903	998	1,015	1,144

College Enrollment Decreased: 3%(13/14); 0.73%(14/15); 1.14% (15/16); 5.5%(16/17)

Graduates in Major

Major	2013-2014	2014-2015	2015-2016	2016-2017
1095 - Practical Nursing	57	50	57	17
1205 - Nursing Assistant (LTC)	19	62	55	35
2071 - Nursing-Associate Degree	193	207	189	199
2271 - Nursing-Transition	34	44	33	41
6441 - BS-Nursing - BSN		40	80	80
Total	303	403	414	372



Blank cells or missing years indicate no graduates.

Average Age by Program

Program	2013-2014	2014-2015	2015-2016	2016-2017
1095 - Practical Nursing	30.7	30.8	30	31.3
1205 - Nursing Assistant (LTC)		26.2	27	26.8
2071 - Nursing-Associate Degree	31.7	30.5	29	29.6
2271 - Nursing-Transition	36.4	36.4	34	35.2
6441 - BS-Nursing - BSN	37.0	36.4	37	35.7

Calculation excludes individuals whose birthdates are not reported.

	2013-2014	2014-2015	2015-2016	2016-2017
All Programs	32.4	32.9	33	31.3
Daytona State College	26.6	26.4	26	27

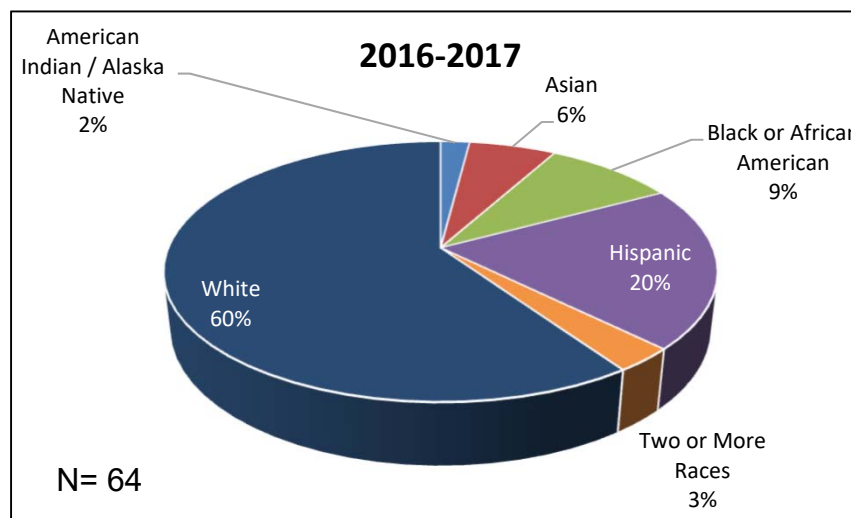
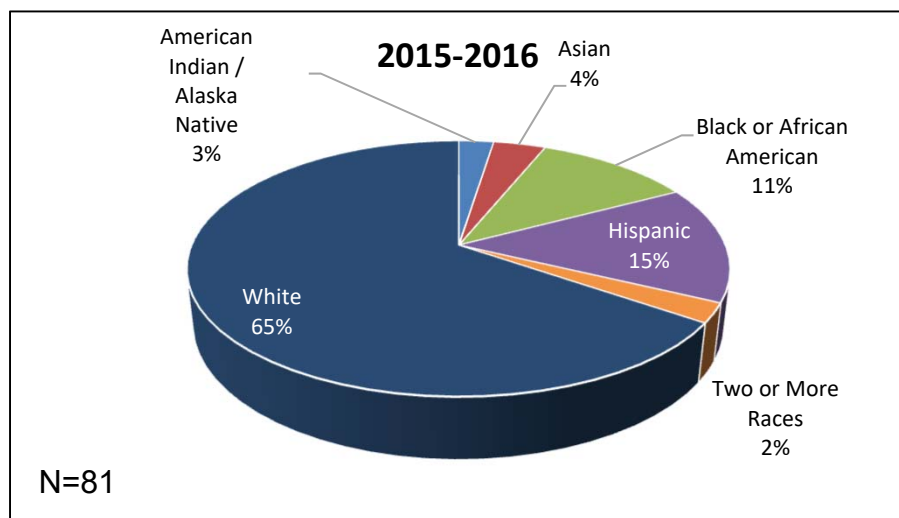
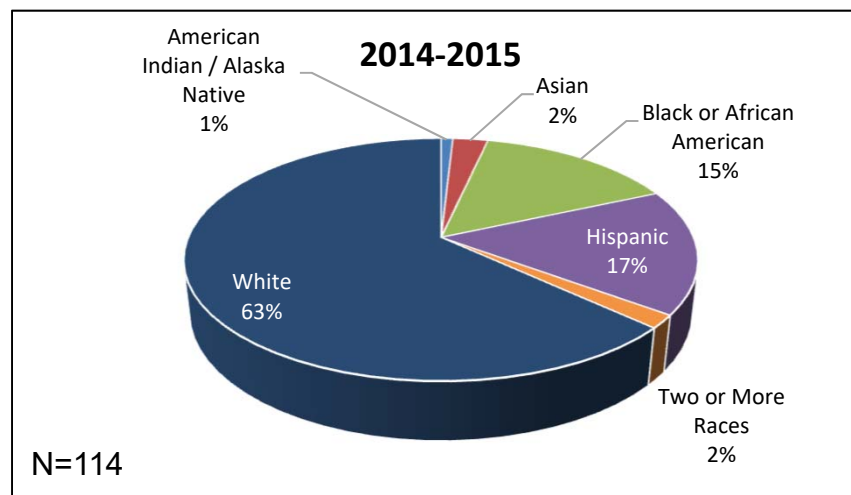
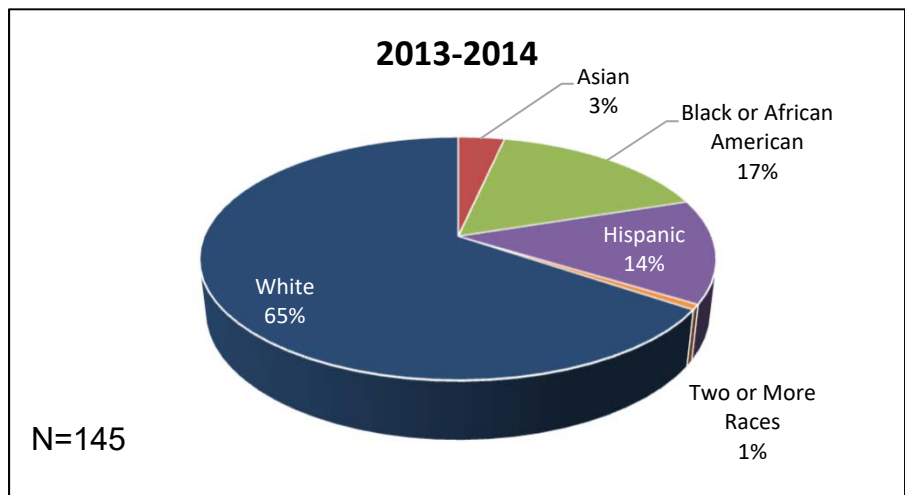
Gender

Program	2013-2014		2014-2015		2015-2016		2016-2017	
	Female	Male	Female	Male	Female	Male	Female	Male
1095 - Practical Nursing	86%	14%	90%	10%	86%	14%	81%	19%
1205 - Nursing Assistant (LTC)			80%	20%	84%	16%	90%	10%
2071 - Nursing-Associate Degree	83%	17%	82%	18%	83%	17%	84%	16%
2271 - Nursing-Transition	84%	16%	79%	21%	83%	17%	78%	22%
6441 - BS-Nursing - BSN	92%	8%	91%	9%	91%	9%	86%	14%

Blank cells or missing years indicate no enrollment. Excludes individuals whose gender is not reported.

Major	2013-2014		2014-2015		2015-2016		2016-2017	
	Female	Male	Female	Male	Female	Male	Female	Male
Daytona State College	60%	40%	59%	41%	60%	40%	60%	40%

Race / Ethnicity 1095 - Practical Nursing

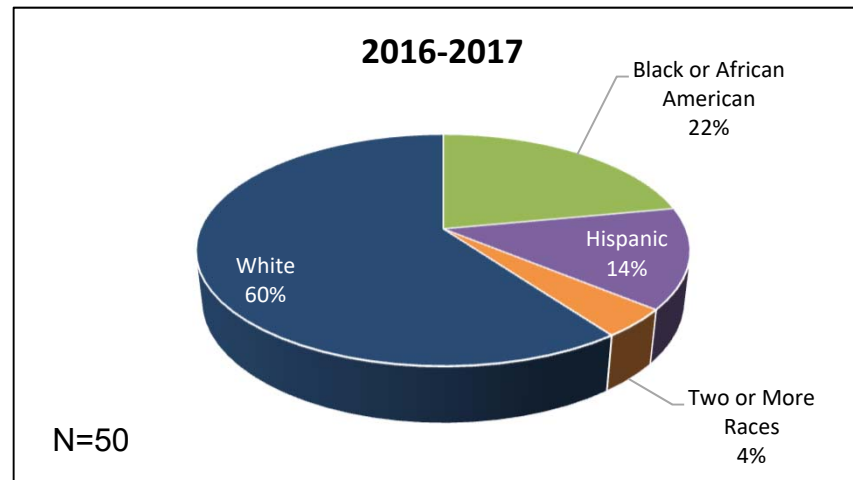
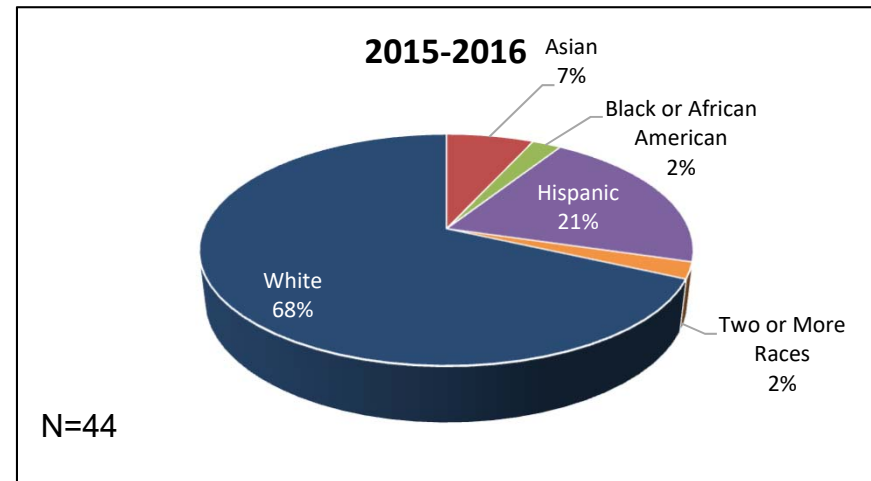
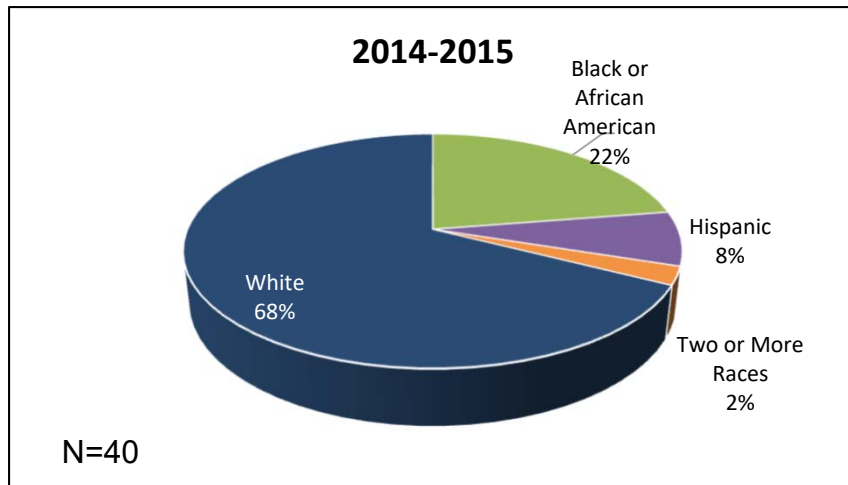


DSC Averages 2016-2017						
Amer Indian/ Alaska Native	Asian	Black or African Amer	Hispanic	Nat Hawaiian Pacif Islander	2 or More Races	White
0.4%	2%	14%	15%	0.2%	2%	66%

Excludes individuals whose race / ethnicity is not reported.
Blank cells or missing years indicate no enrollment.

Source: IR Program Assessment Data

Race / Ethnicity 1205 - Nursing Assistant (LTC)

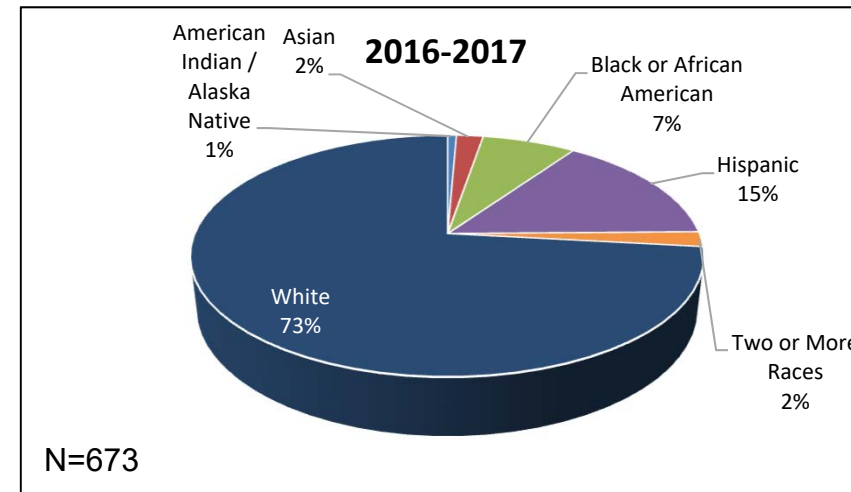
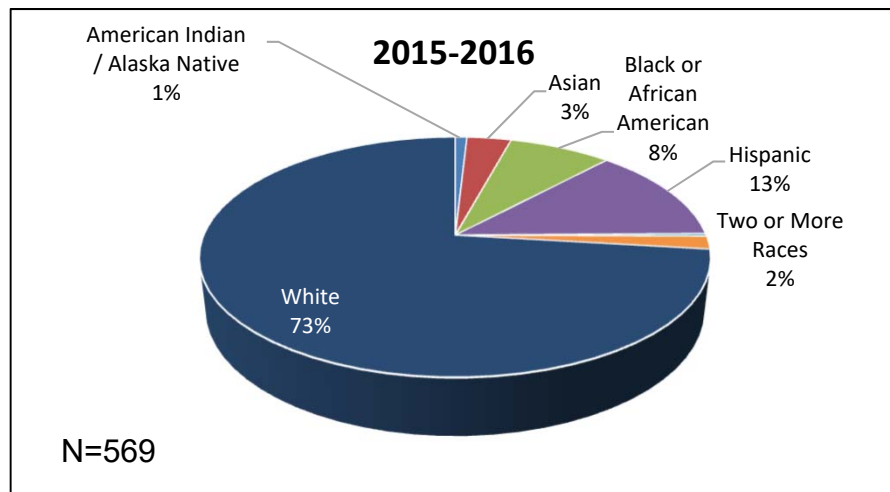
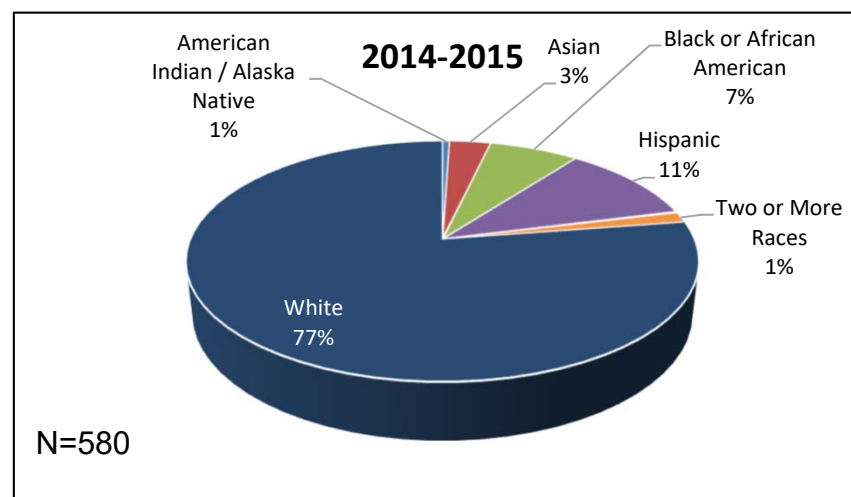
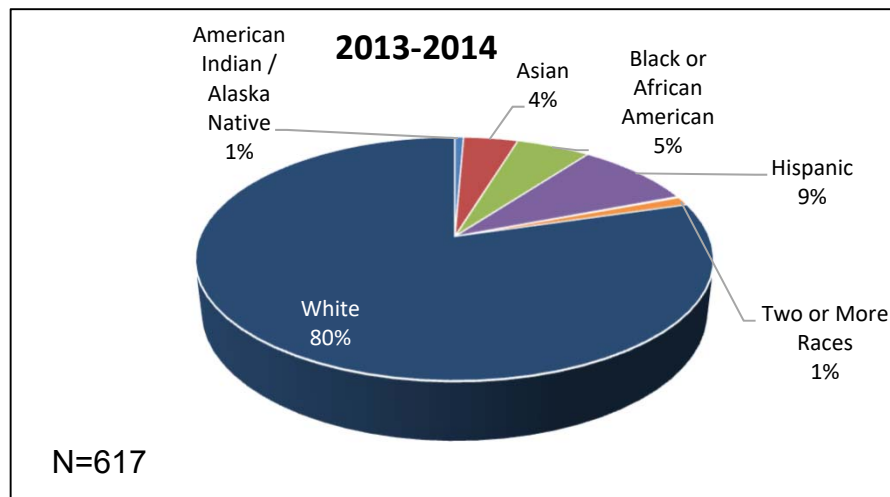


DSC Averages 2016-2017						
Amer Indian/ Alaska Native	Asian	Black or African Amer	Hispanic	Nat Hawaiian Pacif Islander	2 or More Races	White
0.4%	2%	14%	15%	0.2%	2%	66%

Excludes individuals whose race / ethnicity is not reported.
Blank cells or missing years indicate no enrollment.

Source: IR Program Assessment Data

Race / Ethnicity 2071 - Nursing-Associate Degree

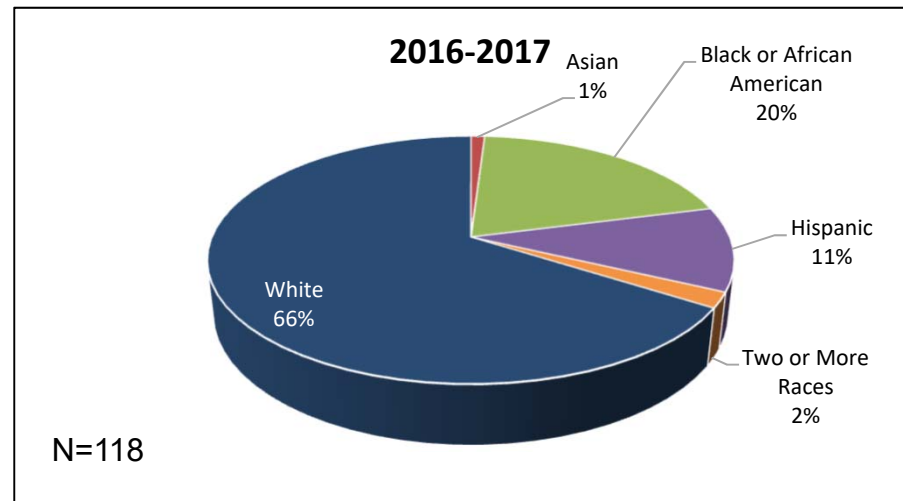
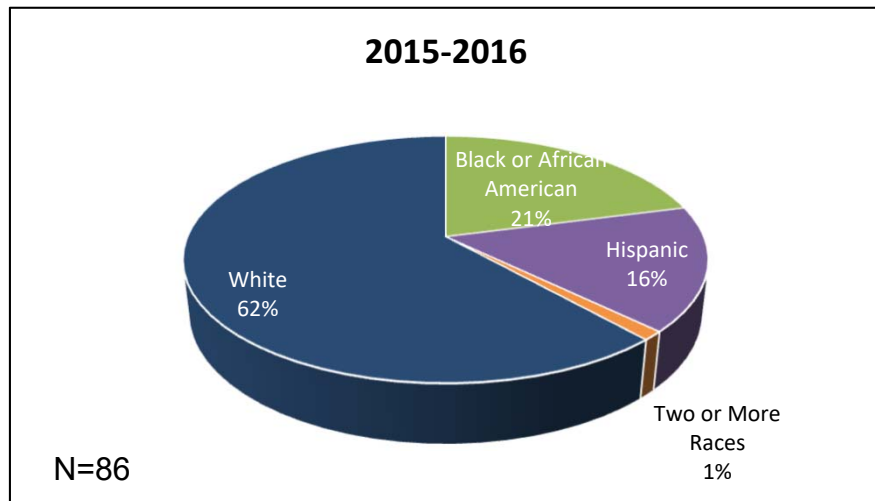
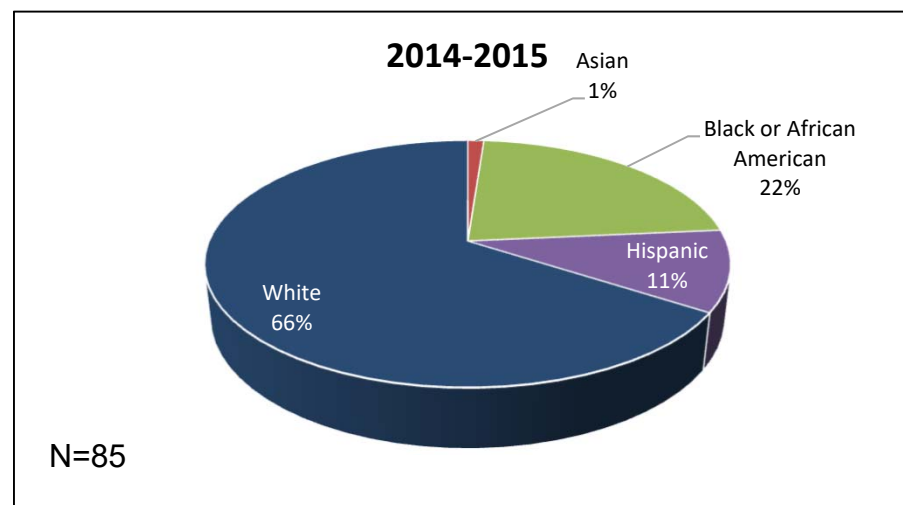
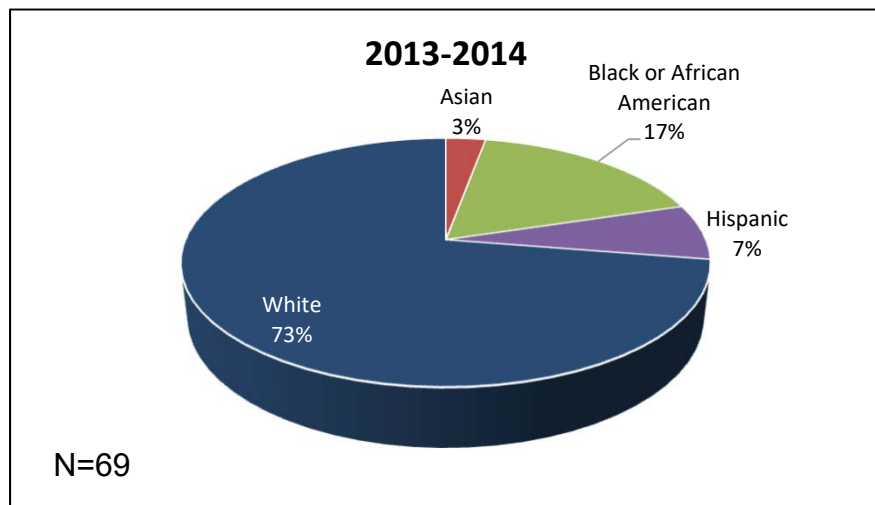


DSC Averages 2016-2017						
Amer Indian/ Alaska Native	Asian	Black or African Amer	Hispanic	Nat Hawaiian Pacif Islander	2 or More Races	White
0.4%	2%	14%	15%	0.2%	2%	66%

Excludes individuals whose race / ethnicity is not reported.
Blank cells or missing years indicate no enrollment.

Source: IR Program Assessment Data

Race / Ethnicity 2271 - Nursing-Transition

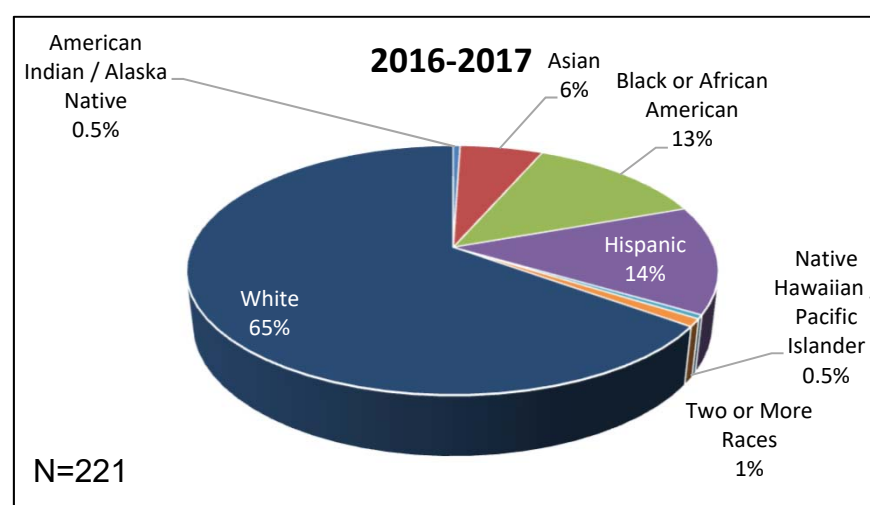
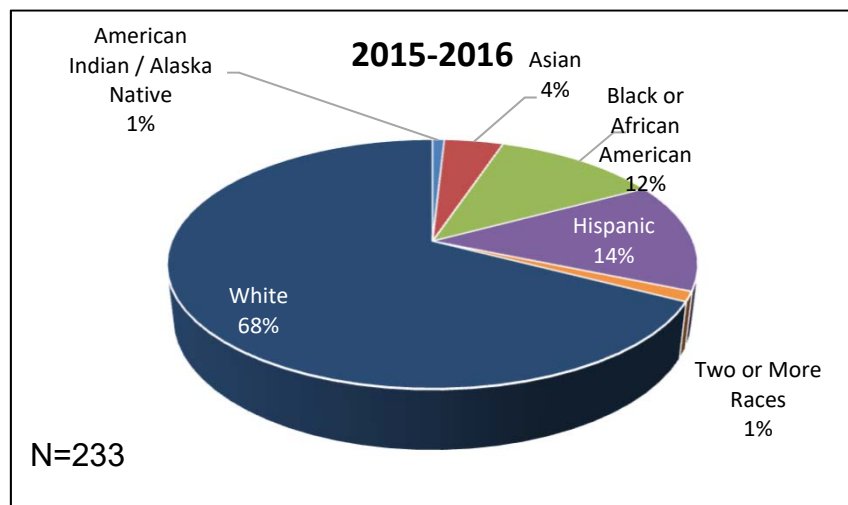
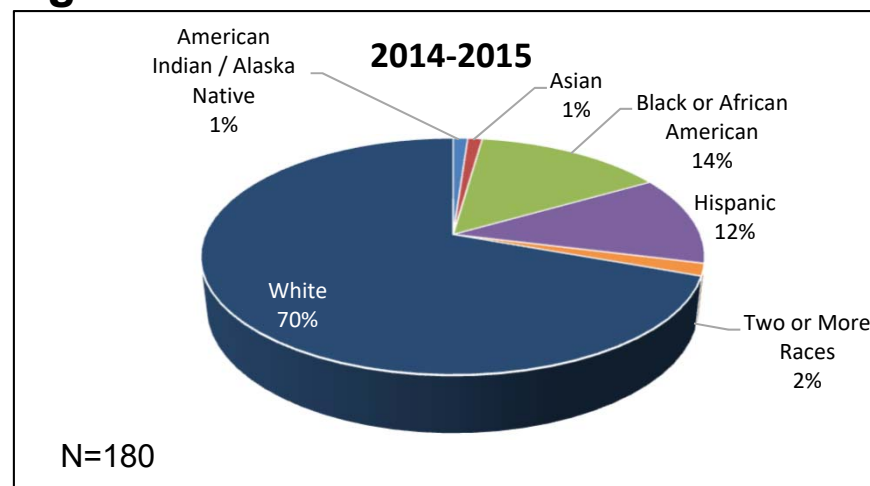
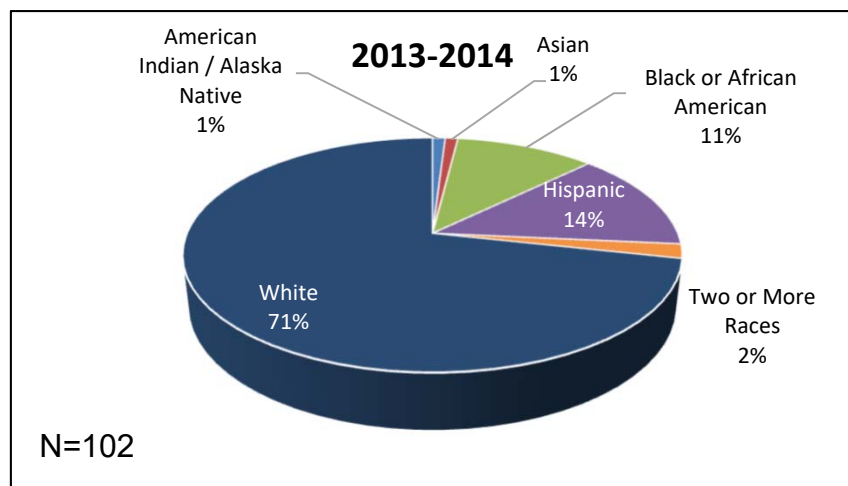


DSC Averages 2016-2017						
Amer Indian/ Alaska Native	Asian	Black or African Amer	Hispanic	Nat Hawaiian Pacif Islander	2 or More Races	White
0.4%	2%	14%	15%	0.2%	2%	66%

Excludes individuals whose race / ethnicity is not reported.
Blank cells or missing years indicate no enrollment.

Source: IR Program Assessment Data

Race / Ethnicity 6441 - BS-Nursing - BSN

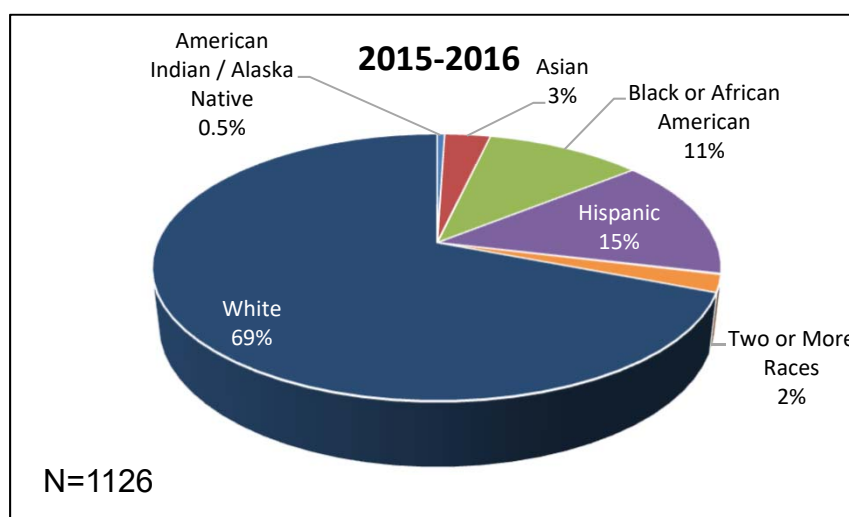
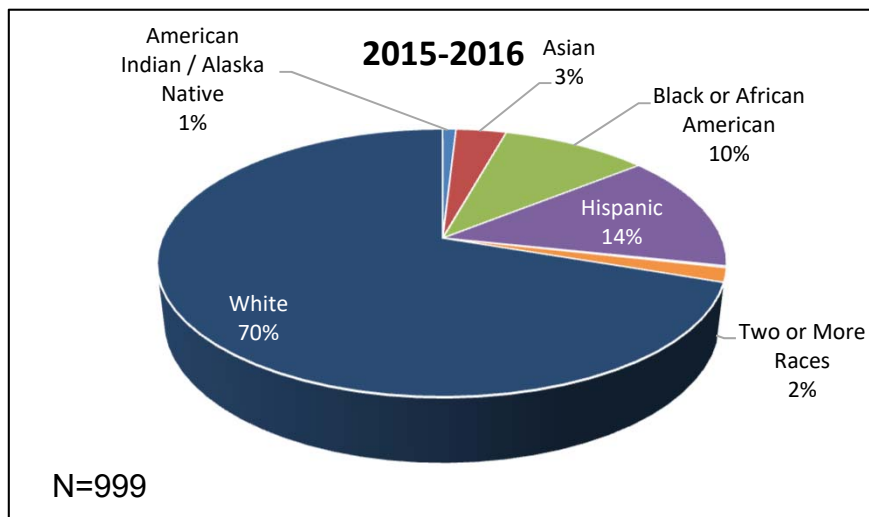
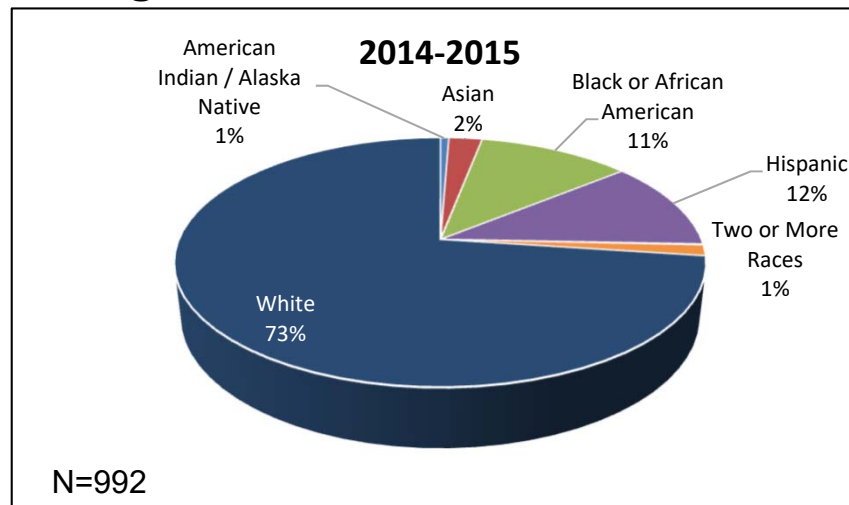
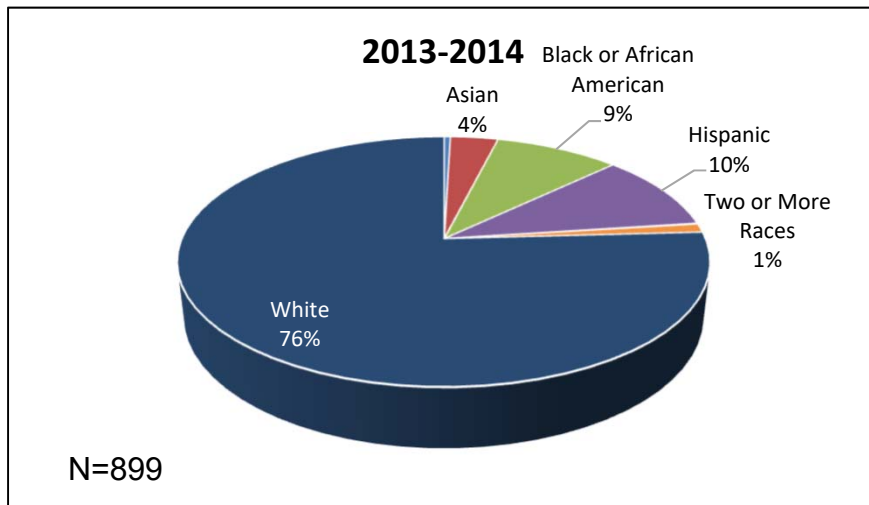


DSC Averages 2016-2017						
Amer Indian/ Alaska Native	Asian	Black or African Amer	Hispanic	Nat Hawaiian Pacif Islander	2 or More Races	White
0.4%	2%	14%	15%	0.2%	2%	66%

Excludes individuals whose race / ethnicity is not reported.
Blank cells or missing years indicate no enrollment.

Source: IR Program Assessment Data

Race / Ethnicity School of Nursing



DSC Averages 2016-2017						
Amer Indian/ Alaska Native	Asian	Black or African Amer	Hispanic	Nat Hawaiian Pacif Islander	2 or More Races	White
0.4%	2%	14%	15%	0.2%	2%	66%

Excludes individuals whose race / ethnicity is not reported.
Blank cells or missing years indicate no enrollment.

Source: IR Program Assessment Data