

ASSESSMENT DAY

College of Health and Public Services

School of Emergency Services

October 30, 2015

Academic Assessment



TYPE OF REVIEW	LEVEL	FOCUS	CONDUCTED BY	FREQUENCY
Academic Success Committee Review	Program	<ul style="list-style-type: none"> Quality of assessment practices 	PC - Academic Success Committee	Years 1 & 2
Instructional Program Review	Program / Cluster	<ul style="list-style-type: none"> Enrollment, retention, completion trends Industry certifications and job placement trends Program cost and staffing trends Advisory committees, curriculum changes 	PC - Instructional Program Review Committee	Year 3
Assessment Day	Course/ Program	<ul style="list-style-type: none"> Enrollment by department, program and course and by age, gender and race Number of graduates, average class size Course success rate by instructional method, by campus and by sub-session Job placement Student learning outcomes and institutional learning outcomes 	Program Chair, Faculty (data provided by Institutional Effectiveness and Institutional Research)	Years 1, 2, 3

Programs

[1050 - Correctional Officer Recruit Training \(Limited Access Program\)](#)

[2039 - Criminal Justice Technology Bridge \(Limited Access Program\)](#)

[2208 - Emergency Medical Services \(Limited Access Program\)](#)

[0960 - Emergency Medical Technician \(Limited Access Program\)](#)

[1056 - Fire Fighter \(Limited Access Program\)](#)

[2056 - Fire Science Technology](#)

[1051 - Florida Law Enforcement Academy \(Limited Access Program\)](#)

[0957 - Paramedic \(Limited Access Program\)](#)

Courses (1 of 2)

[CCJ1010](#) Introduction to Criminology

[CCJ2930](#)

[CJE2304](#) Introduction to Police Supervision

[CJK0012](#) Law Enforcement Legal

[CJK0017](#) Law Enforcement Communications

[CJK0040](#) CMS Criminal Justice Firearms

[CJK0065](#) Law Enforcement Calls for Service

[CJK0084](#) Law Enforcement DUI Traffic Stops

[CJK0092](#) Law Enforcement Criminal Incidents

[CJK0305](#) CJSTC Communications

[CJK0320](#) Intake and Release

[CJK0335](#) Responding to Incidents and Emergencies

[CJL2072](#) Civil Rights and Liability in Criminal Justice

[CCJ1020](#) Introduction to Criminal Justice

[CJC1000](#) Introduction to Corrections

[CJJ2002](#) Juvenile Delinquency

[CJK0013](#) Law Enforcement Interactions in a Diverse Community

[CJK0020](#) CMS Law Enforcement Vehicle Operations

[CJK0051](#) Criminal Justice Defensive Tactics

[CJK0077](#) Criminal Investigations

[CJK0087](#) Law Enforcement Traffic Stops

[CJK0096](#) Law Enforcement Officer Physical Fitness Training

[CJK0310](#) Officer Safety

[CJK0325](#) Supervising in a Correctional Facility

[CJK0340](#) Officer Wellness and Physical Abilities

[CJT2100](#) Criminal Investigation

[CCJ2647](#) Organized Crime

[CJE1670](#) Crime Scene Investigation

[CJK0001](#) Introduction to Law Enforcement

[CJK0014](#) Law Enforcement Interviewing and Report Writing

[CJK0031](#) CMS First Aid for Criminal Justice Officers

[CJK0064](#) Law Enforcement Fundamentals of Patrol

[CJK0078](#) Law Enforcement Crime Scene to Courtroom

[CJK0088](#) Law Enforcement Traffic Crash Investigations

[CJK0300](#) Introduction to Corrections

[CJK0315](#) Facility and Equipment

[CJK0330](#) Supervising Special Populations

[CJK0422](#) Dart Stun Gun Firing

[EMS1119](#) Emergency Medical Technician I

Courses (2 of 2)

[EMS1335](#) Emergency Vehicle Operators Course

[EMS2603](#) Paramedic I

[EMS2604L](#) Paramedic II Lab

[EMS2659](#) Paramedic Field Internship

[FFP0010](#) Firefighter I

[FFP1520](#) Fire Prevention Programs

[FFP1810](#) Firefighting Strategy and Tactics I

[FFP2401](#) Hazardous Materials I

[FFP2540](#) Private Fire Protection Systems

[FFP2720](#) Fire Department Leadership

[FFP2770](#) Ethical and Legal Issues for the Fire Service

[FFP2949](#) Cooperative Education Experience in Fire Science

[EMS1119L](#) Emergency Medical Technician I Lab

[EMS2603L](#) Paramedic I Lab

[EMS2605](#) Paramedic III

[EMS2666](#) Paramedic Clinical I

[FFP0020](#) Firefighter II

[FFP1700](#) Management of Municipal Fire Protection

[FFP2111](#) Fire Chemistry

[FFP2402](#) Hazardous Materials II

[FFP2604](#) Fire Detection and Investigation

[FFP2740](#) Fire Service Instructor

[FFP2801](#) Introduction to Command

[CCJ1080](#) Introduction to Criminal Forensic Studies

[EMS1431](#) Emergency Medical Technician Clinical/Field Experience

[EMS2604](#) Paramedic II

[EMS2605L](#) Paramedic III Lab

[EMS2667](#) Paramedic Clinical II

[FFP1510](#) Construction Codes and Material Rating

[FFP1799](#) Time Management for Fire Service

[FFP2120](#) Building Construction

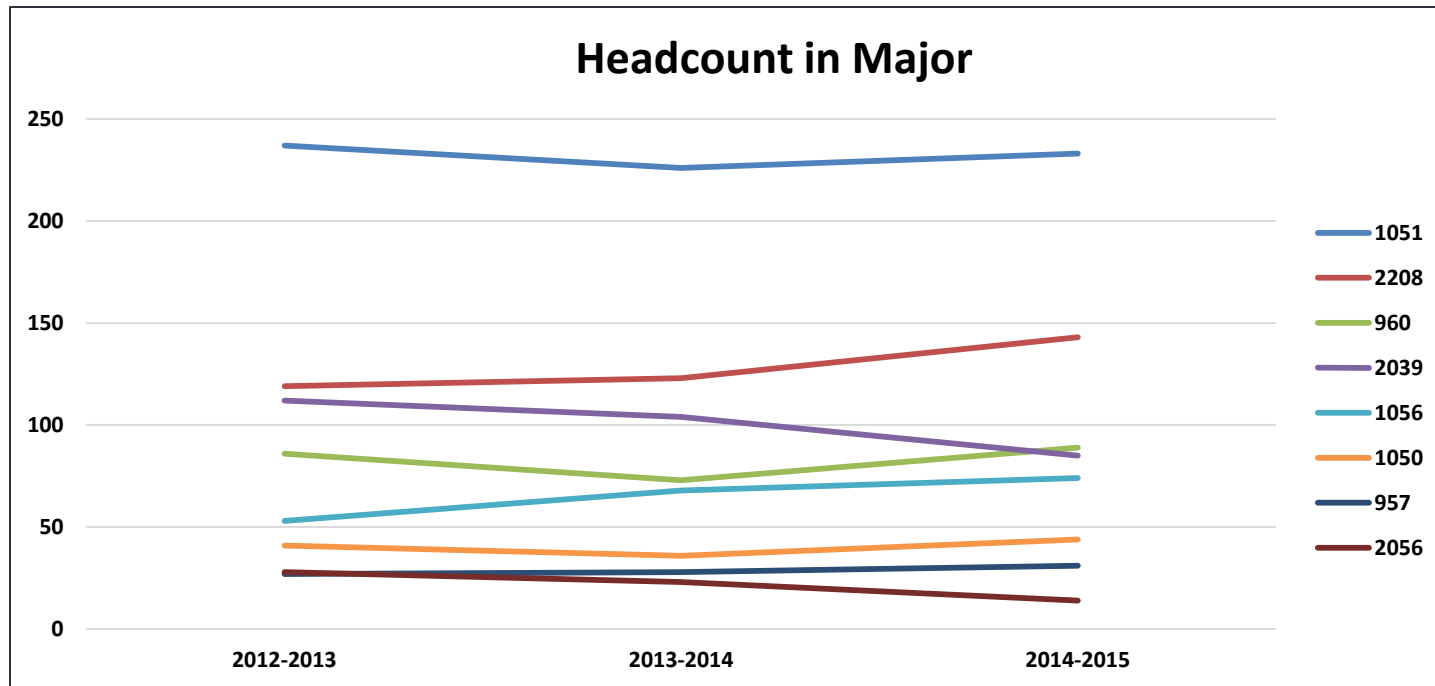
[FFP2521](#) Blueprint Reading and Plans Evaluation

[FFP2706](#) Public Information Officer

[FFP2741](#) Fire Service Course Design

[FFP2811](#) Firefighting Strategy and Tactics II

[CCJ2650](#) Drugs, Alcohol and Crime



Major	2012-2013	2013-2014	2014-2015
1051 - FL LAW ENFORCEMENT ACADEMY	237	226	233
2208 - EMERGENCY MEDICAL SERVICE	119	123	143
0960 - EMERGENCY MEDICAL TECHNICIAN	86	73	89
2039 - CRIMINAL JUSTICE BRIDGE	112	104	85
1056 - FIRE FIGHTER	53	68	74
1050 - CORRECT OFFICER RECRUIT	41	36	44
0957 - PARAMEDIC	27	28	31
2056 - FIRE SCIENCE TECHNOLOGY	28	23	14
Total	652	644	655

Students are duplicated across program

Average Age

Program	2012-2013	2013-2014	2014-2015
0957 - PARAMEDIC	28	27	29
0960 - EMERGENCY MED TECHNICIAN	25	25	25
1050 - CORRECT OFFICER RECRUIT	27	28	31
1051 - FLA LAW ENFORCEMENT ACAD	27	27	26
1056 - FIRE FIGHTER	25	25	25
2039 - CRIMINAL JUSTICE BRIDGE	30	29	29
2056 - FIRE SCIENCE TECHNOLOGY	25	29	27
2208 - EMERGENCY MEDICAL SERVIC	27	26	25
All Programs	27	27	27
Daytona State College	27	27	26

Calculation excludes individuals whose birthdates are not reported.

Gender

Program	2012-2013				2013-2014				2014-2015			
	Female		Male		Female		Male		Female		Male	
	#	%	#	%	#	%	#	%	#	%	#	%
0957 - PARAMEDIC	9	33%	18	67%	6	21%	22	79%	6	19%	25	81%
0960 - EMERGENCY MED TECH	26	30%	60	70%	22	30%	51	70%	29	33%	60	67%
1050 - CORRECT OFFICER RECRUIT	14	34%	27	66%	5	14%	30	86%	10	23%	34	77%
1051 - FL LAW ENFORCEMENT ACAD	55	23%	182	77%	55	24%	171	76%	49	21%	184	79%
1056 - FIRE FIGHTER	8	15%	45	85%	10	15%	58	85%	4	5%	70	95%
2039 - CRIMINAL JUSTICE BRIDGE	23	21%	89	79%	19	18%	85	82%	18	21%	67	79%
2056 - FIRE SCIENCE TECHNOLOGY	3	11%	25	89%	3	13%	20	87%	2	14%	12	86%
2208 - EMERGENCY MEDICAL SERV	42	35%	77	65%	47	38%	75	61%	51	36%	91	64%
Daytona State College	60%		40%		59%		41%		60%		40%	

Excludes individuals whose gender is not reported.

Race / Ethnicity by Program (1 of 2)

Program		2012-2013		2013-2014		2014-2015		DSC
		#	%	#	%	#	%	
0957 - PARAMEDIC	American Indian / Alaska Native					1	3%	0.5%
	Asian					1	3%	2%
	Black or African American	3	11%	2	7%	1	3%	14%
	Hispanic			2	7%	2	6%	13%
	White	24	89%	24	86%	25	81%	67%
0960 - EMERGENCY MED TECHNICIAN	Asian					1	1%	2%
	Black or African American	3	3%	4	5%	3	3%	14%
	Hispanic	6	7%	3	4%	7	8%	13%
	Two or More Races	3	3%	1	1%			2%
	White	74	86%	64	88%	76	85%	67%
1050 - CORRECT OFFICER RECRUIT	Black or African American	9	22%	7	19%	8	18%	14%
	Hispanic	4	10%	5	14%	8	18%	13%
	White	27	66%	24	67%	27	61%	67%
1051 - FLA LAW ENFORCEMENT ACAD	American Indian / Alaska Native			1	0%			0.5%
	Asian	5	2%	1	0%	4	2%	2%
	Black or African American	18	8%	17	8%	21	9%	14%
	Hispanic	16	7%	30	13%	37	16%	13%
	Two or More Races			3	1%	6	3%	2%
	White	197	83%	173	77%	163	70%	67%

Excludes individuals whose race / ethnicity is not reported.
Blank cells or missing years indicate no enrollment.

Source: IR Program Assessment Data

Race / Ethnicity by Program (2 of 2)

Program		2012-2013		2013-2014		2014-2015		DSC
		#	%	#	%	#	%	
1056 - FIRE FIGHTER	American Indian / Alaska Native			2	3%			0.5%
	Asian			1	1%			2%
	Black or African American	4	8%	4	6%	6	8%	14%
	Hispanic	4	8%	5	7%	7	9%	13%
	White	44	83%	56	82%	61	82%	67%
2039 - CRIMINAL JUSTICE BRIDGE	Asian	4	4%	2	2%	1	1%	2%
	Black or African American	11	10%	9	9%	10	12%	14%
	Hispanic	7	6%	11	11%	5	6%	13%
	White	90	80%	81	78%	67	79%	67%
2056 - FIRE SCIENCE TECHNOLOGY	Black or African American	2	7%	3	13%			14%
	Hispanic	3	11%	1	4%			13%
	Two or More Races	1	4%					2%
	White	22	79%	19	83%	14	100%	67%
2208 - EMERGENCY MEDICAL SERVIC	American Indian / Alaska Native	1	1%	3	2%	2	1%	0.5%
	Asian	1	1%	3	2%	2	1%	2%
	Black or African American	9	8%	4	3%	6	4%	14%
	Hispanic	13	11%	13	11%	14	10%	13%
	Two or More Races	1	1%	3	2%	4	3%	2%
	White	94	79%	96	78%	115	80%	67%
All Programs	American Indian / Alaska Native	1	0%	5	1%	3	0%	0.5%
	Asian	8	1%	6	1%	8	1%	2%
	Black or African American	55	8%	49	8%	52	8%	14%
	Hispanic	48	7%	66	10%	74	11%	13%
	Two or More Races	4	1%	8	1%	11	2%	2%
	White	533	82%	507	79%	502	77%	67%

Excludes individuals whose race / ethnicity is not reported.
Blank cells or missing years indicate no enrollment.

Source: IR Program Assessment Data

Graduates in Major

Major	2012-2013	2013-2014	2014-2015
1051 - FLA LAW ENFORCEMENT ACAD	134	139	156
0960 - EMERGENCY MED TECHNICIAN	130	130	129
1056 - FIRE FIGHTER	48	56	65
1050 - CORRECT OFFICER RECRUIT	36	30	35
0957 - PARAMEDIC	46	36	22
2039 - CRIMINAL JUSTICE BRIDGE	25	14	19
2208 - EMERGENCY MEDICAL SERVIC	26	19	18
2056 - FIRE SCIENCE TECHNOLOGY	4		2
Total	449	424	446

Blank cells or missing years indicate no graduates.

Graduation Rates

Major	First Fall Term in Major		Graduation			
	Fall Term	# Students	Graduated within 150% Time	Graduation Rate	Graduated within 200% Time	Graduation Rate
0957- Paramedic	FA12	6	5	83.3%	5	83.3%
	FA13	6	5	83.3%	5	83.3%
	FA14	9	3	33.3%	3	33.3%
0960- Emergency Medical Technician	FA12	48	37	77.1%	37	77.1%
	FA13	43	41	95.3%	41	95.3%
	FA14	62	52	83.9%	52	83.9%
1050- Correctional Officer Recruit Training	FA12	25	19	76.0%	19	76.0%
	FA13	13	10	76.9%	10	76.9%
	FA14	24	19	79.2%	19	79.2%
1051- Law Enforcement Recruit Training	FA12	84	69	82.1%	69	82.1%
	FA13	95	84	88.4%	85	89.5%
	FA14	102	93	91.2%	93	91.2%
1056- Fire Fighter	FA12	25	23	92.0%	23	92.0%
	FA13	33	30	90.9%	30	90.9%
	FA14	32	29	90.6%	29	90.6%
2039- Criminal Justice Technology Bridge	FA10	49	12	24.5%	12	24.5%
	FA11	38	6	15.8%	7	18.4%
	FA12	42	9	21.4%	9	21.4%
2056- Fire Science Technology	FA10	22	0	0.0%	0	0.0%
	FA11	17	2	11.8%	2	11.8%
	FA12	11	0	0.0%	0	0.0%
2208- Emergency Medical Services	FA10	*				
	FA11	59	7	11.9%	8	13.6%
	FA12	50	6	12.0%	6	12.0%

Less than College average (150%- 44.8%, 200%- 49.23%)

Fall terms include prior Summer term enrollment in major.

Graduation within 200% time includes graduates within 150% time.

* 2208 was 3506- AAS degree prior to 2011.

Source: IR Program Assessment Data

Retention Rates

Major	Cohort Year	Registered	Exclusions	Adjusted Cohort	Retained by DSC		Retained by Program		Total Retained
					N	%	N	%	
0957- PARAMEDIC	2011	26	20	6	1	16.67%	1	16.67%	33.33%
	2012	19	14	6	1	33.33%	1	16.67%	50.00%
	2013	10	8	2				0%	0.00%
0960- EMERGENCY MEDICAL TECHNICIAN	2011	46	28	18	3	16.67%	1	5.56%	22.22%
	2012	26	12	14	6	42.86%		0%	42.86%
	2013	32	24	8	1	12.50%		0%	12.50%
1050- CORRECT OFFICER RECRUIT	2011	11	11	0	N/A				
	2012	22	18	4	1	25.00%		0%	25.00%
	2013	13	9	4			1	25.00%	25.00%
1051- FLA LAW ENFORCEMENT ACADEMY	2011	98	88	10	3	30.00%	1	10.00%	40.00%
	2012	103	87	16			2	12.50%	12.50%
	2013	105	87	18	2	11.11%	1	5.56%	16.67%
1056- FIRE FIGHTER	2011	45	24	21	1	4.76%		0%	4.76%
	2012	16	11	5	1	20.00%	1	20.00%	40.00%
	2013	40	31	9	2	22.22%		0%	22.22%
2039- CRIMINAL JUSTICE BRIDGE	2011	75	19	56	10	17.86%	17	30.36%	48.21%
	2012	71	14	58	6	12.07%	20	34.48%	46.55%
	2013	68	10	58	7	12.07%	11	18.97%	31.03%
2056- FIRE SCIENCE TECHNOLOGY	2011	35	1	34	5	14.71%	2	5.88%	20.59%
	2012	16		16	3	18.75%	6	37.50%	56.25%
	2013	17		17	6	35.29%	2	11.76%	47.06%
2208- EMERGENCY MEDICAL SERVICES	2011	57	2	58	5	10.34%	10	17.24%	27.59%
	2012	66	8	60	7	13.33%	8	13.33%	26.67%
	2013	73	9	68	11	19.12%	5	7.35%	26.47%

Less than College average (FT- 60.48%, PT- 52.08%)

Registered - Includes all students enrolled in the fall term of the specified year, with the specified program as their primary major.

Exclusions - Includes students who are deceased or graduated fall of the specified year or the following spring or summer.

Retained by DSC - Students who were still registered at DSC the following fall but with a different primary major.

Retained by Program - Students who were registered the following fall with the same primary major.

Source: IR Program Assessment Data

Average Class Size by Course (1 of 3)

Major and Associated Courses		2012-2013		2013-2014		2014-2015	
		Sections	Avg. Size	Sections	Avg. Size	Sections	Avg. Size
0957- Paramedic	EMS2603	3	13	3	14	2	22
	EMS2604	3	15	3	13	2	16
	EMS2605	3	15	3	11	2	12
	Total	9	14	9	13	6	16
0960- EMT	EMS1119	6	24	6	23	6	26
	EMS1335					19	8
	Total	6	24	6	23	25	13
1050- Correctional Officer Recruit	CJK0100	1	10				
	CJK0101	1	10				
	CJK0102	1	10				
	CJK0270	1	11				
	CJK0285	1	11				
	CJK0286	1	11				
	CJK0300	2	16	2	18	2	20
	CJK0305	2	16	2	18	2	20
	CJK0310	2	16	2	18	2	20
	CJK0315	2	15	2	18	2	20
	CJK0320	2	14	2	18	2	20
	CJK0325	2	14	2	17	2	20
	CJK0330	2	14	2	17	2	20
	CJK0335	2	14	2	18	2	20
	CJK0340	2	14	2	15	2	18
	CJK0480	1	11				
Total	25	14	18	17	18	19	

To prevent data from skewing, excludes labs, OJT, clinicals, private/performance, open lab, co-op, directed independent study and internships.

Average Class Size by Course (2 of 3)

Major and Associated Courses		2012-2013		2013-2014		2014-2015	
		Sections	Avg. Size	Sections	Avg. Size	Sections	Avg. Size
1051- Law Enforcement Recruit	CJK0001					4	34
	CJK0007	6	29	6	29	1	26
	CJK0008	6	29	6	28	1	26
	CJK0011	6	29	7	28	1	25
	CJK0012					4	33
	CJK0013					4	33
	CJK0014					3	30
	CJK0017	5	28	7	28	1	26
	CJK0020	12	15	12	14	12	17
	CJK0031	8	22	8	22	9	26
	CJK0040	10	22	8	25	8	30
	CJK0051	8	22	8	23	9	28
	CJK0061	7	28	6	26	2	29
	CJK0062	6	29	6	25	3	28
	CJK0064					3	30
	CJK0065					3	30
	CJK0071	6	28	6	25	3	27
	CJK0076	6	29	6	25	3	28
	CJK0077					2	30
	CJK0078					2	29
	CJK0082	6	29	6	25	4	27
	CJK0083	6	28	6	25	3	27
	CJK0084					3	30
	CJK0086	6	28	6	25	3	27
	CJK0087					2	30
	CJK0088					3	30
	CJK0092					3	30
	CJK0096	6	28	6	28	5	31
	CJK0280	1	11				
	CJK0422	16	14	8	12	12	14
	Total	127	24	118	24	116	26

To prevent data from skewing, excludes labs, OJT, clinicals, private/performance, open lab, co-op, directed independent study and internships.

Average Class Size by Course (3 of 3)

Major and Associated Courses		2012-2013		2013-2014		2014-2015	
		Sections	Avg. Size	Sections	Avg. Size	Sections	Avg. Size
1056- Fire Fighter	FFP0010	3	18	2	30	3	25
	FFP0020	3	17	2	31	3	24
	Total	6	17	4	30	6	25
2039- Criminal Justice Technology Bridge	CCJ1010	7	23	6	22	4	21
	CCJ1020	9	22	7	22	6	18
	CCJ2647	1	25	3	23	3	23
	CJC1000	4	23	5	17	4	14
	CJE1670	2	21	1	27	3	24
	CJE2304					1	14
	CJJ2002	4	20	5	17	3	24
	CJT2100	1	24	3	25	3	23
	Total	28	22	30	21	27	20

Average Class Size - Multiple Methods Only

Major, Associated Courses and Instructional Method			2012-2013		2013-2014		2014-2015	
			Sections	Avg. Size	Sections	Avg. Size	Sections	Avg. Size
0957 - Paramedic	EMS2603	Hybrid			2	14	2	22
		Lecture	3	13	1	14		
	EMS2604	Hybrid			1	10	2	16
		Lecture	3	15	2	15		
	EMS2605	Hybrid					2	12
		Lecture	3	15	3	11		
2039 - Criminal Justice Tech. Bridge	CCJ1010	Hybrid					2	16
		Lecture	4	20	3	19		
		Online	3	26	3	25	2	26
	CCJ1020	Hybrid					4	13
		Lecture	4	18	2	23		
		Online	5	24	5	22	2	29
	CJC1000	Hybrid			1	6	1	10
		Lecture	1	10	1	15		
		Online	3	27	3	22	3	15
	CJJ2002	Hybrid			1	8		
		Lecture	3	19	3	18		
		Online	1	22	1	25	3	24

Course Success Rates (1 of 3)

Major and Associated Courses		2012-2013		2013-2014		2014-2015	
		Attempted	% Successful	Attempted	% Successful	Attempted	% Successful
0957 - Paramedic	EMS2603	39	90%	42	95%	43	93%
	EMS2604	45	93%	39	90%	31	100%
	EMS2605	45	96%	34	94%	24	96%
	EMS2666	39	92%	42	93%	43	93%
	EMS2667	45	93%	39	87%	31	97%
	Total	213	93%	196	92%	172	95%
0960 - EMT	EMS1119	142	88%	138	95%	157	84%
	EMS1335	139	90%	136	97%	157	88%
	EMS1401L	142	88%	140	93%	157	83%
	EMS1431	142	87%	140	92%	156	85%
	Total	565	88%	554	94%	627	85%
1050 - Correctional Officer Recruit	CJK0100	10	100%				
	CJK0101	10	100%				
	CJK0102	10	100%				
	CJK0270	11	100%				
	CJK0285	11	91%				
	CJK0286	11	100%				
	CJK0300	32	100%	35	100%	39	100%
	CJK0305	32	88%	36	92%	40	98%
	CJK0310	31	100%	36	94%	39	97%
	CJK0315	30	97%	35	100%	39	100%
	CJK0320	28	100%	35	100%	39	100%
	CJK0325	28	100%	34	97%	39	97%
	CJK0330	28	100%	34	100%	39	100%
	CJK0335	28	100%	36	97%	39	95%
	CJK0340	27	93%	30	90%	36	94%
CJK0480	11	91%					
Total	338	97%	311	97%	349	98%	

■ Indicates more than 5% decrease from prior year.

Source: IR Program Assessment Data

Course Success Rates (2 of 3)

Major and Associated Courses		2012-2013		2013-2014		2014-2015	
		Attempted	% Successful	Attempted	% Successful	Attempted	% Successful
1051 - Law Enforcement Recruit	CJK0001					135	99%
	CJK0007	173	96%	174	94%	26	100%
	CJK0008	174	95%	170	96%	26	100%
	CJK0011	175	98%	193	98%	25	92%
	CJK0012					132	99%
	CJK0013					132	98%
	CJK0014					89	100%
	CJK0017	138	95%	195	99%	26	96%
	CJK0020	174	90%	172	92%	198	92%
	CJK0031	176	99%	177	98%	235	98%
	CJK0040	218	84%	196	91%	236	90%
	CJK0051	177	97%	184	96%	251	97%
	CJK0061	198	97%	155	99%	57	98%
	CJK0062	171	99%	151	99%	84	99%
	CJK0064					91	100%
	CJK0065					90	100%
	CJK0071	168	97%	151	99%	81	100%
	CJK0076	172	99%	149	99%	83	99%
	CJK0077					59	100%
	CJK0078					58	98%
	CJK0082	172	99%	148	100%	107	100%
	CJK0083	167	98%	150	99%	82	100%
	CJK0084					90	100%
	CJK0086	168	98%	148	100%	81	100%
	CJK0087					59	98%
	CJK0088					90	100%
	CJK0092					89	100%
	CJK0096	167	92%	169	94%	157	94%
	CJK0280	11	91%				
	CJK0422	230	100%	98	100%	165	100%
	Total	3029	96%	2780	97%	3034	98%

■ Indicates more than 5% decrease from prior year.

Source: IR Program Assessment Data

Course Success Rates (3 of 3)

Major and Associated Courses		2012-2013		2013-2014		2014-2015	
		Attempted	% Successful	Attempted	% Successful	Attempted	% Successful
1056 - Fire Fighter	FFP0010	53	89%	59	97%	75	93%
	FFP0020	50	98%	62	100%	72	100%
	Total	103	93%	121	98%	147	97%
2039 - Criminal Justice Technology Bridge	CCJ1010	158	83%	133	81%	83	64%
	CCJ1020	195	77%	155	67%	109	72%
	CCJ2647	25	96%	68	74%	68	79%
	CCJ2949	20	100%	10	90%		
	CJC1000	92	74%	87	71%	54	72%
	CJE1670	42	95%	27	81%	73	70%
	CJE2304					14	79%
	CJJ2002	78	90%	86	87%	73	70%
	CJT2100	24	83%	76	80%	68	62%
	Total	634	82%	642	76%	542	70%
2056- Fire Science Technology	FFP1799	4	50%	2	50%		
	FFP2949	2	100%	2	100%		
	Total	6	67%	4	75%		
2208- EMS	EMS2659	45	96%	34	94%	24	92%
	Total	45	96%	34	94%	24	92%

■ Indicates more than 5% decrease from prior year.

Course Success Rates by Campus – Multiple Campus Only (1 of 3)

Major, Associated Courses and Campus			2012-2013		2013-2014		2014-2015	
			Attempted	% Successful	Attempted	% Successful	Attempted	% Successful
0957 - Paramedic	EMS2603	Adv Tech College	28	89%	42	95%	43	93%
		Daytona	11	91%				
	EMS2604	Adv Tech College	21	90%	39	90%	31	100%
		Daytona	24	96%				
	EMS2605	Adv Tech College	35	94%	34	94%	24	96%
		Daytona	10	100%				
	EMS2666	Adv Tech College	28	93%	42	93%	43	93%
		Daytona	11	91%				
	EMS2667	Adv Tech College	21	90%	39	87%	31	97%
		Daytona	24	96%				
0960 - EMT	EMS1335	Adv Tech College	129	89%	136	97%	157	88%
		Daytona	10	100%				
	EMS1431	Adv Tech College	88	88%	140	92%	156	85%
		Daytona	54	85%				
1050 - Corrections Officer Recruit	CJK0300	Adv Tech College	15	100%	35	100%	39	100%
		Daytona	17	100%				
	CJK0305	Adv Tech College	15	93%	36	92%	40	98%
		Daytona	17	82%				
	CJK0310	Adv Tech College	14	100%	36	94%	39	97%
		Daytona	17	100%				
	CJK0315	Adv Tech College	14	100%	35	100%	39	100%
		Daytona	16	94%				
	CJK0320	Adv Tech College	14	100%	35	100%	39	100%
		Daytona	14	100%				
	CJK0325	Adv Tech College	14	100%	34	97%	39	97%
		Daytona	14	100%				
	CJK0330	Adv Tech College	14	100%	34	100%	39	100%
		Daytona	14	100%				
CJK0335	Adv Tech College	14	100%	36	97%	39	95%	
	Daytona	14	100%					
CJK0340	Adv Tech College	15	93%	30	90%	36	94%	
	Daytona	12	92%					

Indicates more than 5% difference between campuses.

Excludes fully online courses.

Source: IR Program Assessment Data

Course Success Rates by Campus – Multiple Campus Only (2 of 3)

Major, Associated Courses and Campus			2012-2013		2013-2014		2014-2015	
			Attempted	% Successful	Attempted	% Successful	Attempted	% Successful
1051 - Law Enforcement Recruit	CJK0007	Adv Tech College	85	95%	174	94%	26	100%
		Daytona	88	97%				
	CJK0008	Adv Tech College	83	98%	170	96%	26	100%
		Daytona	91	92%				
	CJK0011	Adv Tech College	88	98%	193	98%	25	92%
		Daytona	87	98%				
	CJK0017	Adv Tech College	51	94%	195	99%	26	96%
		Daytona	87	95%				
	CJK0020	Adv Tech College	53	87%	172	92%	198	92%
		Daytona	121	92%				
	CJK0031	Adv Tech College	69	99%	177	98%	235	98%
		Daytona	107	100%				
	CJK0040	Adv Tech College	78	87%	196	91%	236	90%
		Daytona	140	83%				
	CJK0051	Adv Tech College	74	96%	184	96%	251	97%
		Daytona	103	97%				
	CJK0061	Adv Tech College	86	97%	155	99%	57	98%
		Daytona	112	97%				
	CJK0062	Adv Tech College	58	100%	151	99%	84	99%
		Daytona	113	98%				
CJK0071	Adv Tech College	83	96%	151	99%	81	100%	
	Daytona	85	98%					
CJK0076	Adv Tech College	58	98%	149	99%	83	99%	
	Daytona	114	99%					
CJK0082	Adv Tech College	55	98%	148	100%	107	100%	
	Daytona	117	99%					
CJK0083	Adv Tech College	83	98%	150	99%	82	100%	
	Daytona	84	99%					
CJK0086	Adv Tech College	84	98%	148	100%	81	100%	
	Daytona	84	98%					
CJK0096	Adv Tech College	79	92%	169	94%	157	94%	
	Daytona	88	91%					
CJK0422	Adv Tech College	53	100%	98	100%	165	100%	
	Daytona	177	99%					

Indicates more than 5% difference between campuses.

Excludes fully online courses.

Source: IR Program Assessment Data

Course Success Rates by Campus – Multiple Campus Only (3 of 3)

Major, Associated Courses and Campus			2012-2013		2013-2014		2014-2015	
			Attempted	% Successful	Attempted	% Successful	Attempted	% Successful
1056 - Fire Fighter	FFP0010	Adv Tech College			59	97%	75	93%
		Daytona	53	89%				
	FFP0020	Adv Tech College			62	100%	72	100%
		Daytona	50	98%				
2039 - Criminal Justice Technology Bridge	CCJ1010	Adv Tech College	17	88%				
		Daytona	64	89%	58	86%		
		Deltona					20	80%
		Flagler/Palm Cst					11	73%
	CCJ1020	Adv Tech College					10	80%
		Daytona	73	85%	46	83%	19	47%
		Deltona					13	77%
		Flagler/Palm Cst					10	60%
	CJC1000	Adv Tech College			15	93%		
		Daytona	10	100%				
		Deltona			6	100%	10	90%
	CJJ2002	Adv Tech College	11	82%	11	82%		
Daytona		45	96%	42	83%			
Deltona				8	100%			
2056- Fire Science Technology	FFP1799	Adv Tech College	1	100%	1	100%		
		Daytona	3	33%	1	0%		
	FFP2949	Adv Tech College	1	100%	2	100%		
		Daytona	1	100%				
2208- EMS	EMS2659	Adv Tech College	35	94%	34	94%	24	92%
		Daytona	10	100%				

Excludes fully online courses.

 Indicates more than 5% difference between campuses.

Course Success Rates by Multiple Session/Sub-session Only (1 of 7)

Major, Associated Courses and Sub-session				2012-2013		2013-2014		2014-2015	
				Attempted	% Successful	Attempted	% Successful	Attempted	% Successful
0957 - Paramedic	EMS2603	FA	Full term	13	92%	9	100%	19	89%
		SP	Full term	15	87%	19	89%	24	96%
		SU	Full term	11	91%	14	100%		
	EMS2604	FA	Full term	11	100%	13	77%		
		SP	Full term	10	80%	10	90%	15	100%
		SU	Full term	24	96%	16	100%	16	100%
	EMS2605	FA	Full term	24	100%	16	88%	16	94%
		SP	Full term	11	82%	11	100%		
		SU	Full term	10	100%	7	100%	8	100%
	EMS2666	FA	Full term	13	92%	9	100%	19	89%
		SP	Full term	15	93%	19	84%	24	96%
		SU	Full term	11	91%	14	100%		
EMS2667	FA	Full term	11	100%	13	77%			
	SP	Full term		80%	10	80%	15	93%	
	SU	Full term	24	96%	16	100%	16	100%	
0960 - EMT	EMS1119	FA	Full term	39	82%	55	93%	71	89%
		SP	Full term	49	92%	42	98%	45	69%
		SU	Full term	54	89%	41	95%	41	93%
	EMS1335	FA	Full term	39	85%	54	96%	74	89%
		SP	Full term	49	92%	41	98%	44	80%
		SU	Full term	51	92%	41	98%	39	95%
	EMS1431	FA	Full term	39	82%	56	93%	71	87%
		SP	Full term	49	92%	43	88%	44	70%
		SU	Full term	54	85%	41	95%	41	95%

Indicates more than 5% difference between sessions or sub-sessions.

Source: IR Program Assessment Data

Course Success Rates by Multiple Session/Sub-session Only (2 of 7)

Major, Associated Courses and Sub-session				2012-2013		2013-2014		2014-2015	
				Attempted	% Successful	Attempted	% Successful	Attempted	% Successful
1050 - Corrections	CJK0300	FA	Full term	17	100%			24	100%
		SP	Full term	15	100%	21	100%	15	100%
		SU	Full term			14	100%		
	CJK0305	FA	Full term	17	82%			25	100%
		SP	Full term	15	93%	22	91%	15	93%
		SU	Full term			14	93%		
	CJK0310	FA	Full term	17	100%			24	96%
		SP	Full term	14	100%	22	95%	15	100%
		SU	Full term			14	93%		
	CJK0315	FA	Full term	16	94%			24	100%
		SP	Full term	14	100%	21	100%	15	100%
		SU	Full term			14	100%		
	CJK0320	FA	Full term	14	100%			24	100%
		SP	Full term	14	100%	21	100%	15	100%
		SU	Full term			14	100%		
	CJK0325	FA	Full term	14	100%	13	92%	24	96%
		SP	Full term	14	100%	21	100%	15	100%
	CJK0330	FA	Full term	14	100%	12	100%	24	100%
		SP	Full term	14	100%	22	100%	15	100%
	CJK0335	FA	Full term	14	100%	14	93%	24	92%
		SP	Full term	14	100%	22	100%	15	100%
CJK0340	FA	Full term	12	92%			23	91%	
	SP	Full term	15	93%	17	94%	13	100%	
	SU	Full term			13	85%			

Indicates more than 5% difference between sessions or sub-sessions.

Course Success Rates by Multiple Session/Sub-session Only (3 of 7)

Major, Associated Courses and Sub-session				2012-2013		2013-2014		2014-2015	
				Attempted	% Successful	Attempted	% Successful	Attempted	% Successful
1051 - Law Enforcement Recruit	CJK0001	FA	Full term					62	100%
		SP	Full term					73	99%
	CJK0007	FA	Full term	59	95%	60	98%		
		SP	Full term	85	95%	93	89%		
		SU	Full term	29	100%	21	100%	26	100%
	CJK0008	FA	Full term	61	89%	58	100%		
		SP	Full term	83	98%	92	93%		
		SU	Full term	30	100%	20	100%	26	100%
	CJK0011	FA	Full term	27	96%	58	100%		
		SP	Full term	88	98%	91	97%		
		SU	Full term	60	98%	44	100%	25	92%
	CJK0012	FA	Full term					60	100%
		SP	Full term					72	99%
	CJK0013	FA	Full term					60	98%
		SP	Full term					72	97%
	CJK0014	FA	Full term					58	100%
		SP	Full term					31	100%
	CJK0017	FA	Full term	59	95%	28	100%		
		SP	Full term	51	94%	121	98%		
		SU	Full term	28	96%	46	100%	26	96%
	CJK0020	FA	Full term	89	89%	82	94%	91	96%
		SP	Full term	53	87%	61	87%	75	91%
		SU	Full term	32	100%	29	97%	32	88%
	CJK0031	FA	Full term	46	100%	35	97%	54	98%
SP		Full term	69	99%	74	99%	102	99%	
SU		Full term	61	100%	68	99%	79	97%	
CJK0040	FA	Full term	61	75%	75	89%	85	89%	
	SP	Full term	89	87%	78	91%	90	90%	
	SU	Full term	68	90%	43	95%	61	90%	

Indicates more than 5% difference between sessions or sub-sessions.

Course Success Rates by Multiple Session/Sub-session Only (4 of 7)

Major, Associated Courses and Sub-session			2012-2013		2013-2014		2014-2015	
			Attempted	% Successful	Attempted	% Successful	Attempted	% Successful
1051 - Law Enforcement Recruit	CJK0051	FA Full term	45	98%	30	93%	56	96%
		SP Full term	74	96%	74	96%	108	99%
		SU Full term	58	97%	80	98%	87	94%
	CJK0061	FA Full term	80	96%	45	100%		
		SP Full term	86	97%	87	99%		
		SU Full term	32	100%	23	100%	57	98%
	CJK0062	FA Full term	81	99%	27	100%	31	100%
		SP Full term	58	100%	56	100%		
		SU Full term	32	97%	68	97%	53	98%
	CJK0064	FA Full term					59	100%
		SP Full term					32	100%
	CJK0065	FA Full term					32	100%
		SP Full term					58	100%
	CJK0071	FA Full term	53	98%	70	100%	53	100%
		SP Full term	83	96%	56	98%		
		SU Full term	32	97%	25	100%	28	100%
	CJK0076	FA Full term	55	100%	42	100%	55	100%
		SP Full term	58	98%	83	99%		
		SU Full term	59	98%	24	100%	28	96%
	CJK0077	FA Full term					33	100%
		SP Full term					26	100%
	CJK0082	FA Full term	25	96%	42	100%	53	100%
		SP Full term	55	98%	57	100%		
		SU Full term	92	100%	49	100%	54	100%
	CJK0083	FA Full term	52	98%	70	100%	54	100%
		SP Full term	83	98%	57	98%		
		SU Full term	32	100%	23	100%	28	100%
CJK0086	FA Full term	52	98%	69	100%	53	100%	
	SP Full term	84	98%	56	100%			
	SU Full term	32	97%	23	100%	28	100%	
CJK0092	FA Full term					33	100%	
	SP Full term					56	100%	
CJK0096	FA Full term	59	95%	58	98%	59	97%	
	SP Full term	79	92%	92	91%	72	93%	
	SU Full term	29	83%	19	95%	26	88%	
CJK0422	FA Full term	85	99%	71	100%	53	100%	
	SP Full term	53	100%	27	100%	58	100%	
	SU Full term	92	100%			54	100%	

Indicates more than 5% difference between sessions or sub-sessions.

Source: IR Program Assessment Data

Course Success Rates by Multiple Session/Sub-session Only (5 of 7)

Major, Associated Courses and Sub-session				2012-2013		2013-2014		2014-2015	
				Attempted	% Successful	Attempted	% Successful	Attempted	% Successful
1056 - Fire Fighter	FFP0010	FA	Full term	14	86%	33	100%	32	88%
		SP	Full term	24	92%	26	92%	43	98%
		SU	Full term	15	87%				
	FFP0020	FA	Full term	12	100%	34	100%	30	100%
		SP	Full term	22	100%	28	100%	42	100%
		SU	Full term	16	94%				
2039 - Criminal Justice Tech. Bridge	CCJ1010	FA	B term	33	85%	26	69%	11	73%
			Full term	25	92%	24	83%		
			Total	58	88%	50	76%	11	73%
		SP	A term			23	91%		
			B term	22	55%	26	73%	31	48%
			Full term	41	88%	19	79%	20	80%
	Total		63	76%	68	81%	51	61%	
	SU	Full term	37	86%	15	100%	21	67%	
	CCJ1020	FA	A term	22	82%	22	55%	28	75%
			B term	32	59%	21	52%		
			Full term	39	85%	25	80%	32	59%
			Total	93	75%	68	63%	60	67%
		SP	A term	21	86%	20	75%	39	77%
			B term	21	52%	25	52%		
			Full term	22	86%	21	86%		
			Total	64	75%	66	70%	39	77%
		SU	Full term	38	84%	21	71%	10	80%
		CCJ2647	FA	A term					24
B term						20	60%		
Total						20	60%	24	67%
SP	A term						22	86%	
	B term				26	69%			
	Total				26	69%	22	86%	
SU	Full term	25	96%	22	91%	22	86%		

Indicates more than 5% difference between sessions or sub-sessions.

Course Success Rates by Multiple Session/Sub-session Only (6 of 7)

Major, Associated Courses and Sub-session				2012-2013		2013-2014		2014-2015	
				Attempted	% Successful	Attempted	% Successful	Attempted	% Successful
2039 - Criminal Justice Tech. Bridge	CCJ2949	FA	Full term	6	100%	5	100%		
		SP	Full term	9	100%				
		SU	Full term	5	100%	5	80%		
	CJC1000	FA	B term	30	70%	21	57%	17	59%
			Full term	10	100%	21	95%		
			Total	40	78%	42	76%	17	59%
		SP	B term	32	66%	23	61%	15	80%
			Full term					10	90%
			Total	32	66%	23	61%	25	84%
	SU	Full term	20	80%	22	73%	12	67%	
	CJE1670	FA	B term					28	79%
		SP	A term	24	96%				
			B term			27	81%	25	56%
			Total	24	96%	27	81%	25	56%
	SU	Full term	18	94%			20	75%	
	CJJ2002	FA	B term					22	68%
			Full term	21	90%	23	78%		
			Total	21	90%	23	78%	22	68%
		SP	B term					29	59%
			Full term	35	94%	38	89%		
			Total	35	94%	38	89%	29	59%
	SU	Full term	22	82%	25	92%	22	86%	
	CJT2100	FA	A term	24	83%	24	67%	26	58%
SP		A term			29	86%	20	60%	
SU		Full term			23	87%	22	68%	

Course Success Rates by Multiple Session/Sub-session Only (7 of 7)

Major, Associated Courses and Sub-session				2012-2013		2013-2014		2014-2015	
				Attempted	% Successful	Attempted	% Successful	Attempted	% Successful
2056- Fire Science Tech.	FFP1799	FA	Full term	1	0%	1	0%		
		SP	A term	1	100%				
			Full term	1	100%				
		Total		2	100%				
	SU	Full term	1	0%	1	100%			
2208- EMS	EMS2659	FA	Full term	24	100%	16	88%	16	94%
		SP	Full term	11	82%	11	100%		
		SU	Full term	10	100%	7	100%	8	88%

Placement Rates								
Program Title	Major(s)	2010/11		2011/12		2012/13		Average Annual Salary
		DSC%	FCS%	DSC%	FCS%	DSC%	FCS%	
Correctional Officer Recruit Training (Limited Access Program)	1050	89%	92%	96%	88%	78%	87%	\$35,828
Criminal Justice Technology Bridge (Limited Access Program)	2039, 2239	100%	85%	96%	84%	91%	82%	\$45,612
Emergency Medical Services (Limited Access Program)	2208, 2108	Previously an AAS degree program		100%	84%	76%	74%	\$57,764
Emergency Medical Technician (Limited Access Program)	0960	81%	79%	74%	78%	72%	75%	\$34,976
Fire Fighter (Limited Access Program)	1056	84%	88%	89%	89%	94%	90%	\$** ,***
Fire Science Technology	2056	100%	87%	100%	68%	100%	92%	\$** ,***
Florida Law Enforcement Academy (Limited Access Program)	1051	73%	79%	71%	76%	67%	79%	\$33,000
Paramedic (Limited Access Program)	0957	94%	91%	96%	90%	57%	66%	\$49,040

Notes:

Graduates in cohort year are tracked in the following year and reported 1 year later.

All continuing education outcomes are based on enrollment data for the fall semester and preliminary winter/spring semester.

All employment outcomes are based on the October - December quarterly data each year.

Individuals are only counted in one educational sector.

Full quarter earnings displayed only when 10 or more graduates are employed full time/full quarter.

Source: IR Program Assessment Data

Correctional Officer Recruit Training – 1050 Program Learning Outcomes

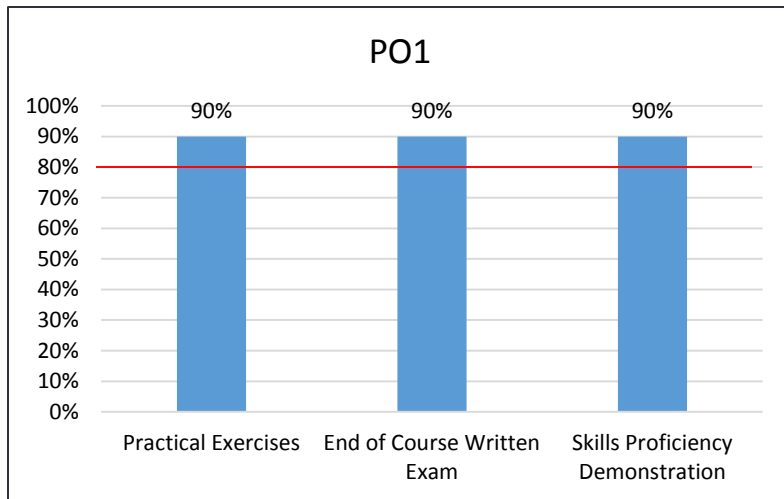
Graduates of the program will be able to:

PO1: Meet attendance standards as mandated by the Florida Department of Law Enforcement.

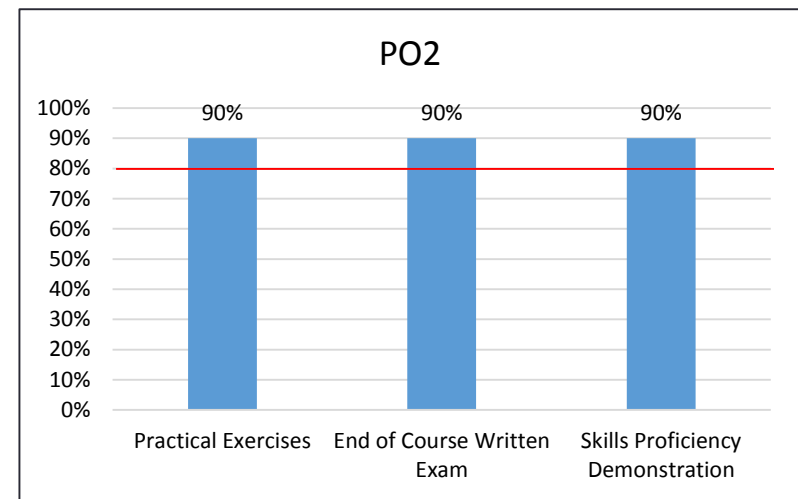
PO2: Demonstrate accomplishment of competencies/skills as required by the Florida Department of Law Enforcement.

PO3: Demonstrate mastery of didactic curriculum as required by the Florida Department of Law Enforcement.

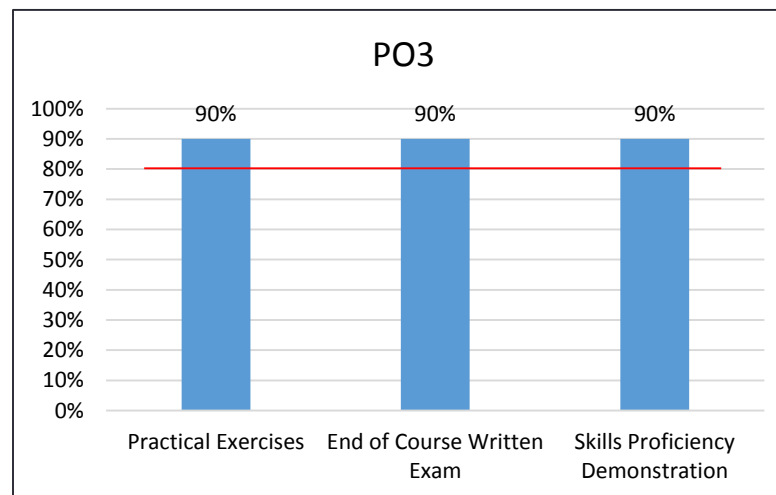
Correctional Officer Recruit Training – 1050 Assessment Results 2014-2015



Meet attendance standards as mandated by the Florida Department of Law Enforcement.



Demonstrate accomplishment of competencies/skills as required by the Florida Department of Law Enforcement.



Demonstrate mastery of didactic curriculum as required by the Florida Department of Law Enforcement.

Criminal Justice Technology Bridge – 2039

Program Learning Outcomes

Graduates of the program will be able to:

PO1: Demonstrate skills necessary for successful employment in a criminal justice agency and/or promotion within their existing agency.

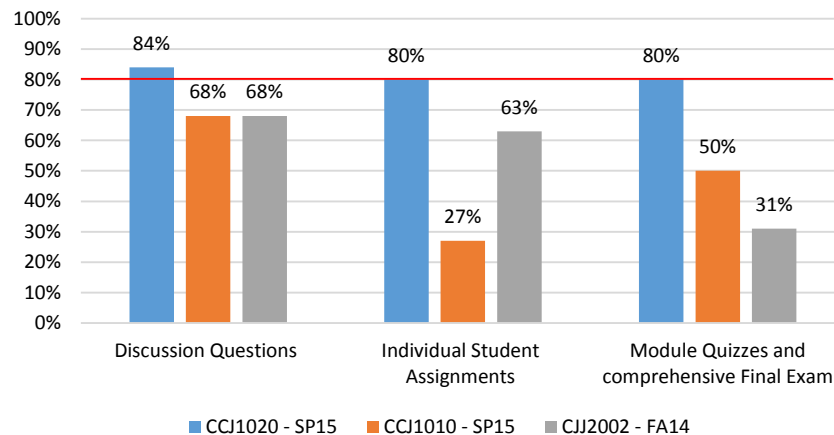
PO2: Identify the roles, duties and responsibilities of each type of criminal justice agency including law enforcement, the courts and corrections.

PO3: Respond to the problems and demands placed upon communities that are experiencing high crime rates, violence, and related social problems.

PO4: Exhibit competence in both written and oral communication both within the agency, the court system and the citizens in the community to build effective community partnerships that includes business and educational organizations.

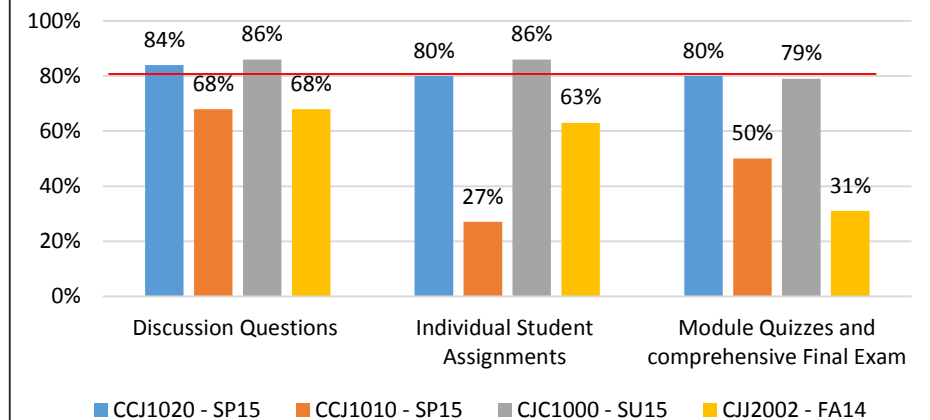
Criminal Justice Technology Bridge – 2039 Assessment Results 2014-2015

PO1



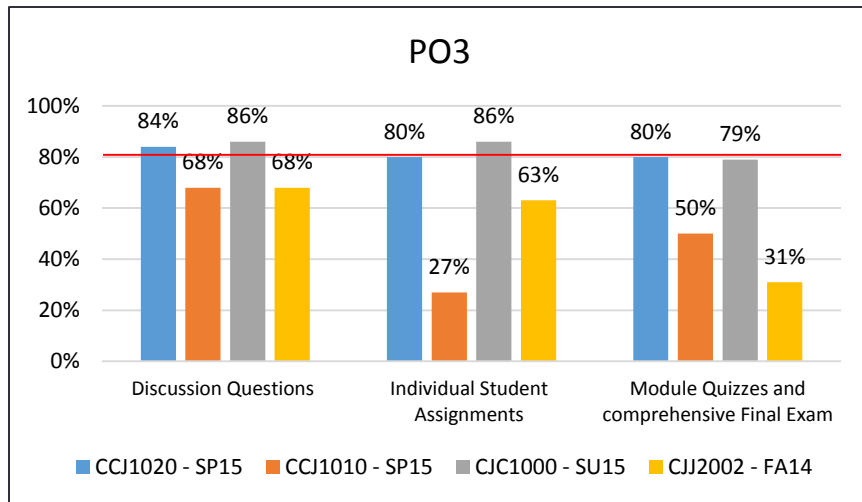
Demonstrate skills necessary for successful employment in a criminal justice agency and/or promotion within their existing agency.

PO2



Identify the roles, duties and responsibilities of each type of criminal justice agency including law enforcement, the courts and corrections.

Criminal Justice Technology Bridge – 2039 Assessment Results 2014-2015



Respond to the problems and demands placed upon communities that are experiencing high crime rates, violence, and related social problems.

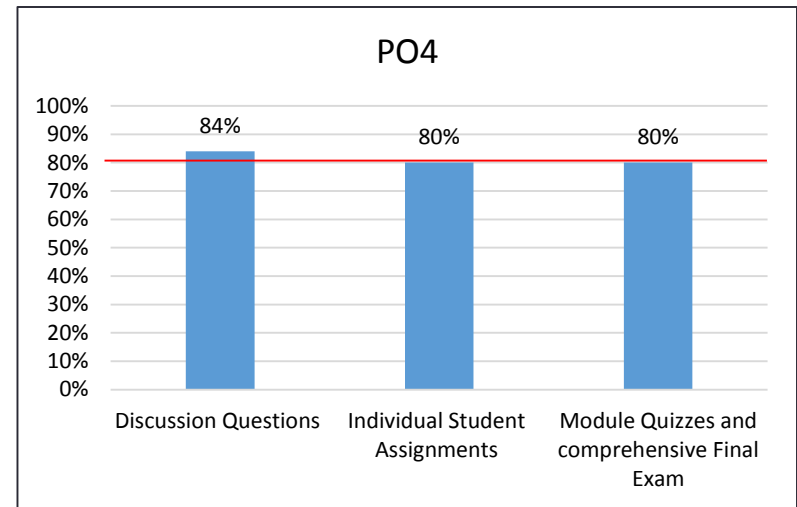


Exhibit competence in both written and oral communication both within the agency, the court system and the citizens in the community to build effective community partnerships that includes business and educational organizations.

Emergency Medical Services – 2208, Paramedic – 0957, Emergency Medical Technician - 0960 Program Learning Outcomes

EMS AS Learning Outcomes

Graduates of the program will be able to:

PO1: Demonstrate completion of all benchmarks referenced in the National EMS Education Standards for the 0960 Emergency Medical Technician Program (<http://www.ems.gov/EducationStandards.htm>)

PO2: Obtain Florida certification as an EMT

PO3: Demonstrate completion of all benchmarks as referenced in the National EMS Education Standards required for the 0957 Paramedic Program (<http://www.ems.gov/EducationStandards.htm>)

PO4: Obtain Florida certification as a Paramedic.

Paramedic Learning Outcomes

PO1: Meet or exceed psychomotor skill set benchmarks as listed in the National EMS Educational Standards for Paramedics (<http://www.ems.gov/EducationStandards.htm>)

PO2: Meet or exceed didactic benchmarks as listed in the National EMS Educational Standards for Paramedics (<http://www.ems.gov/EducationStandards.htm>)

PO3: Use effective communication and technical resources to communicate to patients/families/differing cultures across the lifespan as evaluated in clinical documentation.

PO4: Demonstrate effective communication and teamwork with other crew members and other public safety providers as evaluated in clinical documentation.

EMT Learning Outcomes

Graduates of the program will be able to:

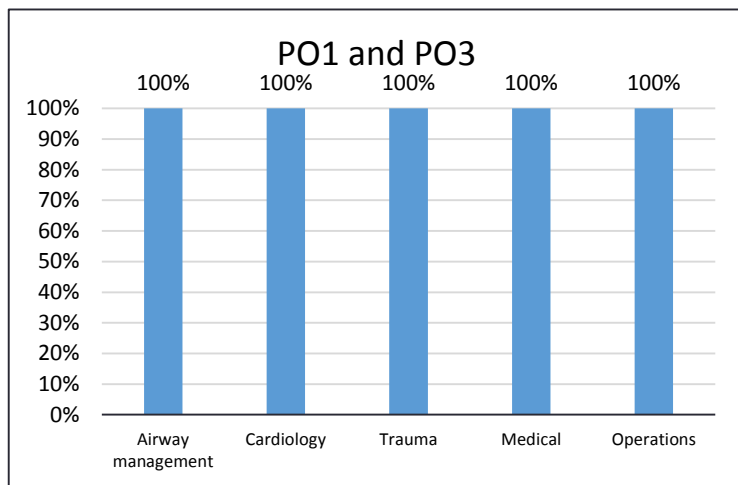
PO1: Meet or exceed psychomotor skill set benchmarks as listed in the National EMS Educational Standards for Emergency Medical Technicians (<http://www.ems.gov/EducationStandards.htm>)

PO2: Meet or exceed didactic benchmarks as listed in the National EMS Educational Standards for Emergency Medical Technicians (<http://www.ems.gov/EducationStandards.htm>)

PO3: Use effective communication and technical resources to communicate to patients/families/differing cultures across the lifespan as evaluated in clinical documentation.

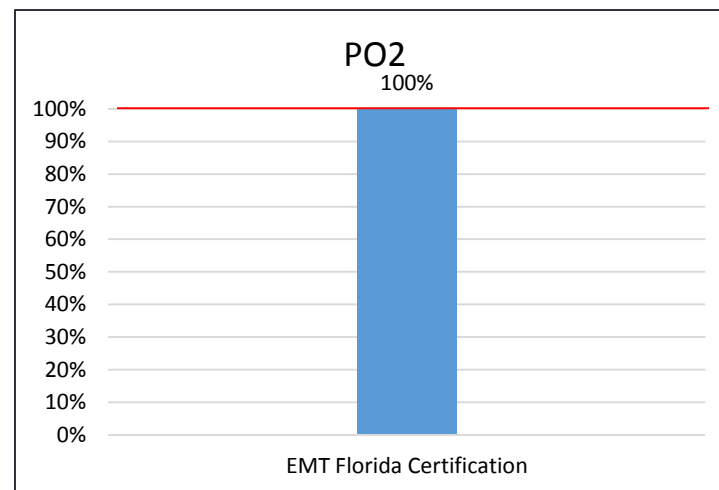
PO4: Demonstrate effective communication and teamwork with other crew members and other public safety providers as evaluated in clinical documentation.

Emergency Medical Services – 2208, Paramedic – 0957, Emergency Medical Technician - 0960 Assessment Results 2014-2015

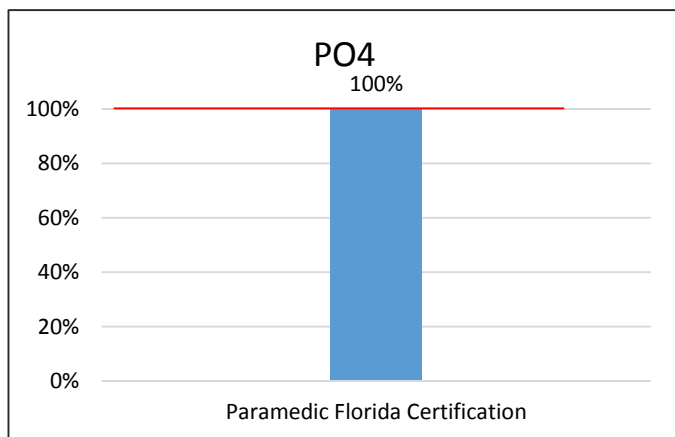


PO1: Demonstrate completion of all benchmarks referenced in the National EMS Education Standards for the 0960 Emergency Medical Technician Program

PO2: Obtain Florida certification as an EMT

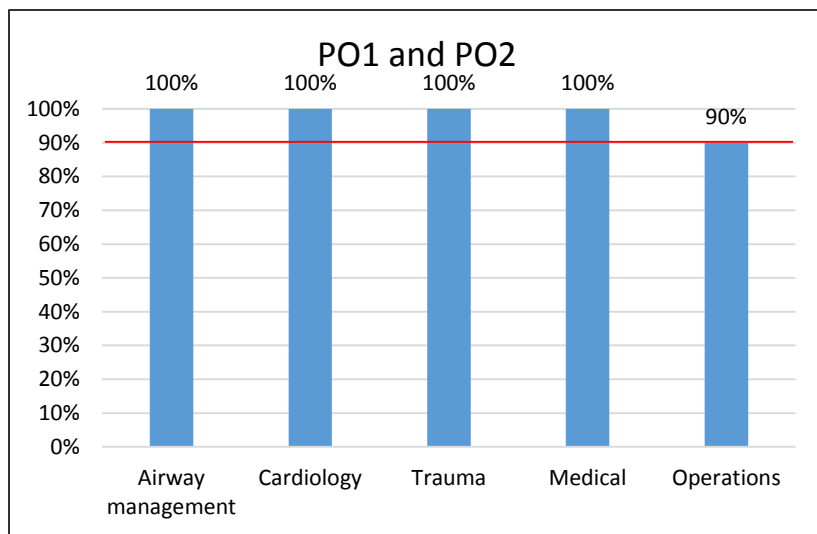


PO3: Demonstrate completion of all benchmarks as referenced in the National EMS Education Standards required for the 0957 Paramedic Program



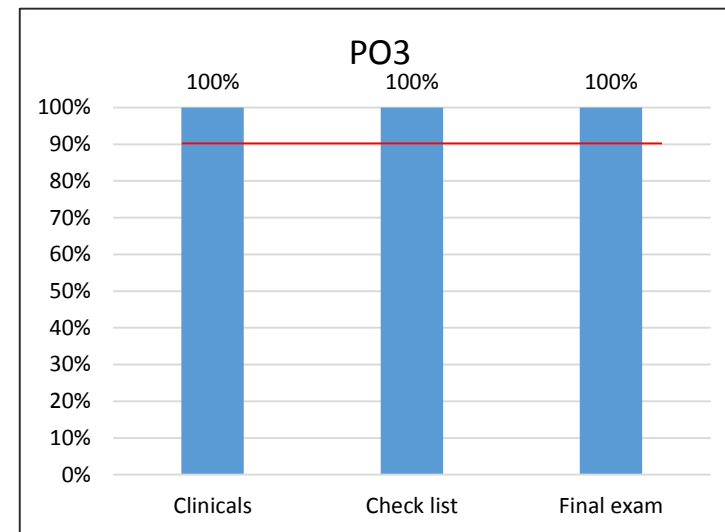
PO4: Obtain Florida certification as a Paramedic.

Paramedic – 0957 Assessment Results 2014-2015

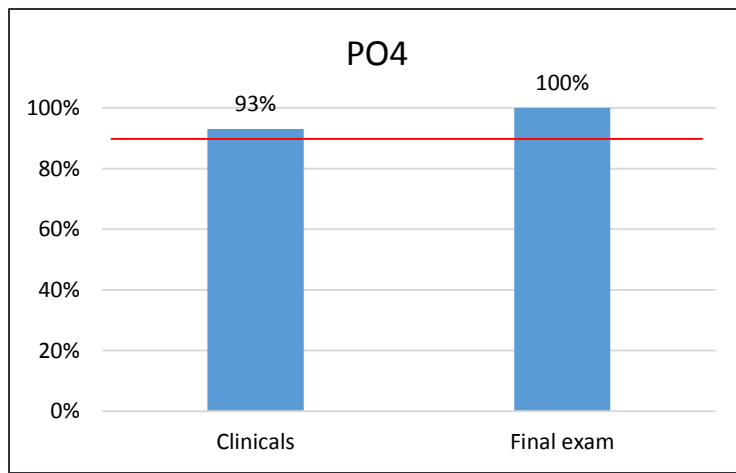


PO1: Meet or exceed psychomotor skill set benchmarks as listed in the National EMS Educational Standards for Emergency Medical Technicians

PO2: Meet or exceed didactic benchmarks as listed in the National EMS Educational Standards for Emergency Medical Technicians

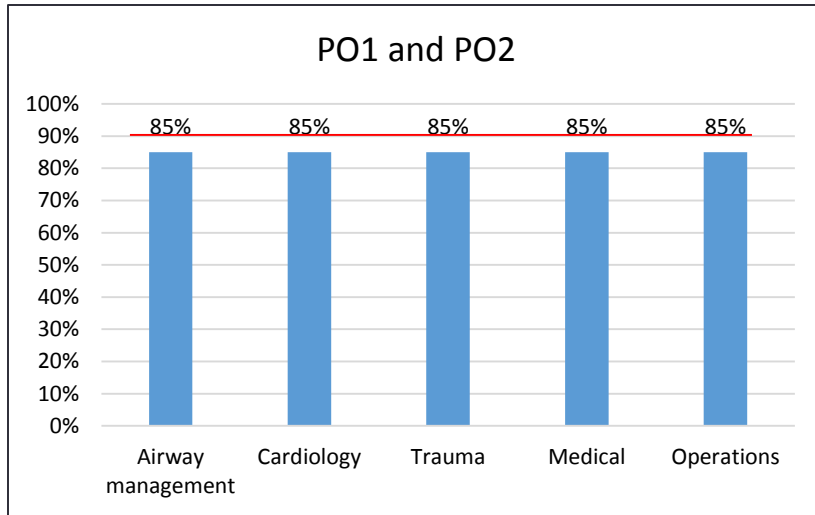


PO3: Use effective communication and technical resources to communicate to patients/families/differing cultures across the lifespan as evaluated in clinical documentation.

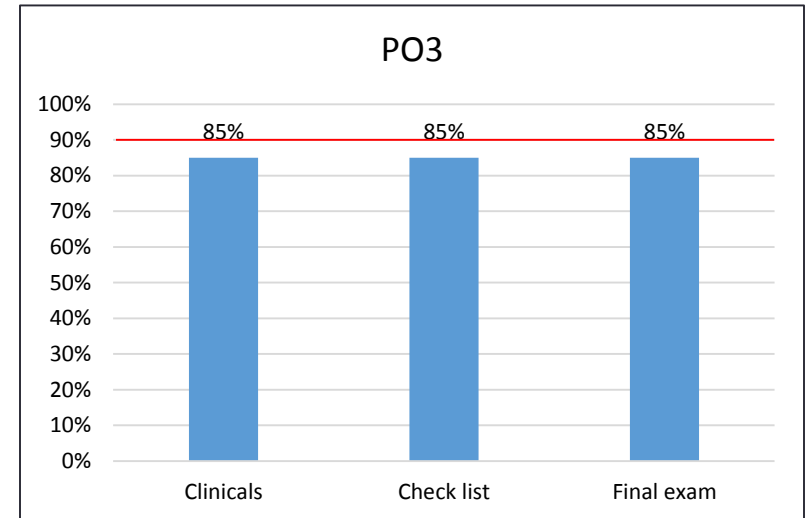


PO4: Demonstrate effective communication and teamwork with other crew members and other public safety providers as evaluated in clinical documentation.

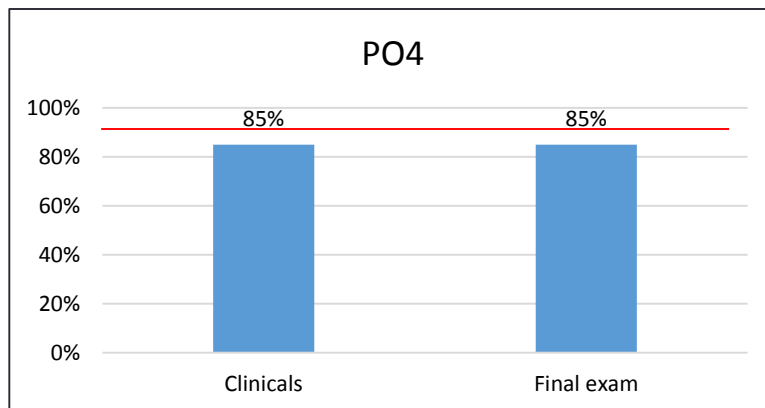
Emergency Medical Technician - 0960 Assessment Results 2014-2015



PO1: Meet or exceed psychomotor skill set benchmarks as listed in the National EMS Educational Standards for Emergency Medical Technicians
PO2: Meet or exceed didactic benchmarks as listed in the National EMS Educational Standards for Emergency Medical Technicians



PO3: Use effective communication and technical resources to communicate to patients/families/differing cultures across the lifespan as evaluated in clinical documentation.
documentation.



PO4: Demonstrate effective communication and teamwork with other crew members and other public safety providers as evaluated in clinical documentation.

Fire Fighter – 1056

Program Learning Outcomes

Graduates of the program will be able to:

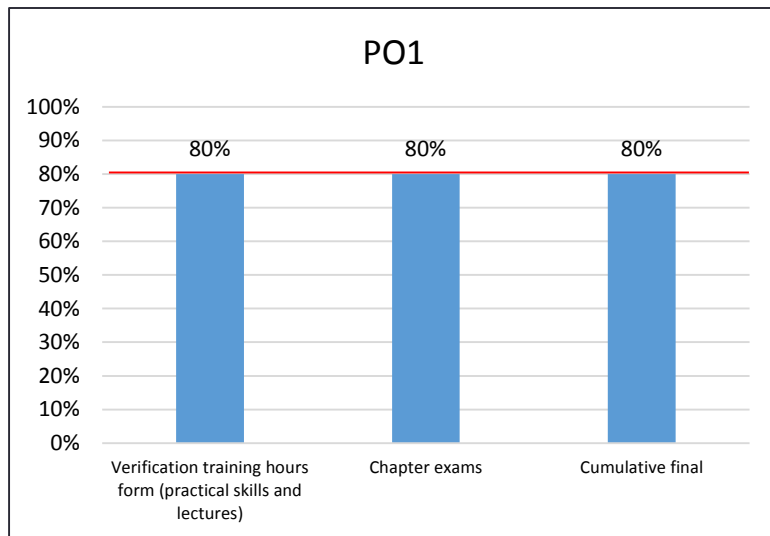
PO1: Meet attendance standards mandated by the Florida State Fire College.

PO2: Demonstrate accomplishment of competencies/skills as required by the Florida State Fire College.

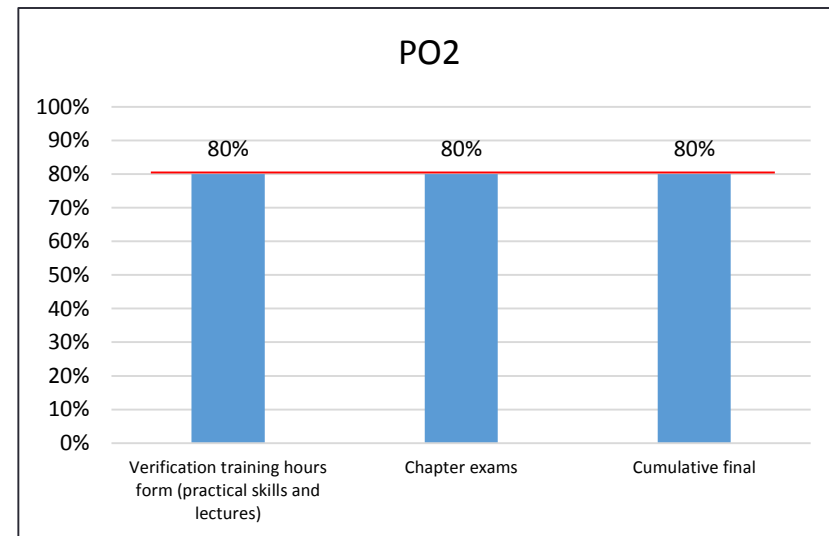
PO3: Demonstrate mastery of didactic curriculum as required by the Florida State Fire College.

Fire Fighter – 1056

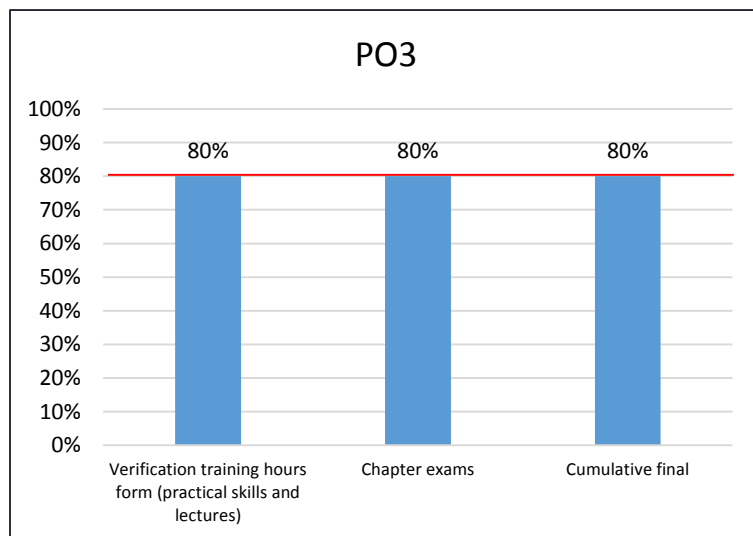
Assessment Results 2014-2015



PO1: Meet attendance standards mandated by the Florida State Fire College.



PO2: Demonstrate accomplishment of competencies/skills as required by the Florida State Fire College.



PO3: Demonstrate mastery of didactic curriculum as required by the Florida State Fire College.

Fire Science Technology - 2056

Program Learning Outcomes

Graduates of the program will be able to:

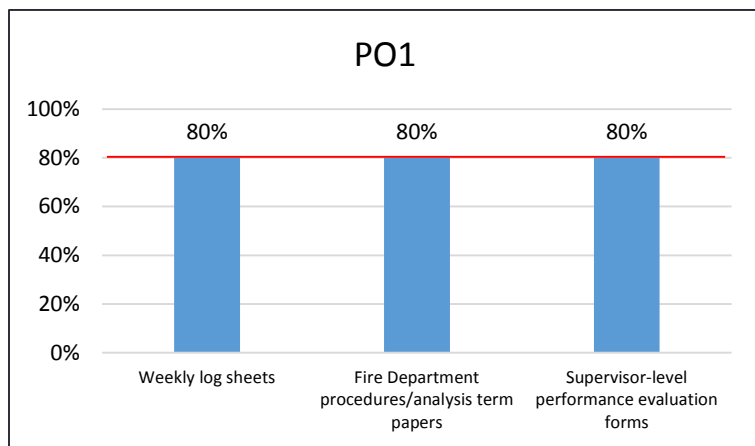
PO1: Demonstrate skills necessary for successful employment in a fire service agency and/or promotion within their existing agency.

PO2: Identify the roles, duties, and responsibilities for each type of fire service agency.

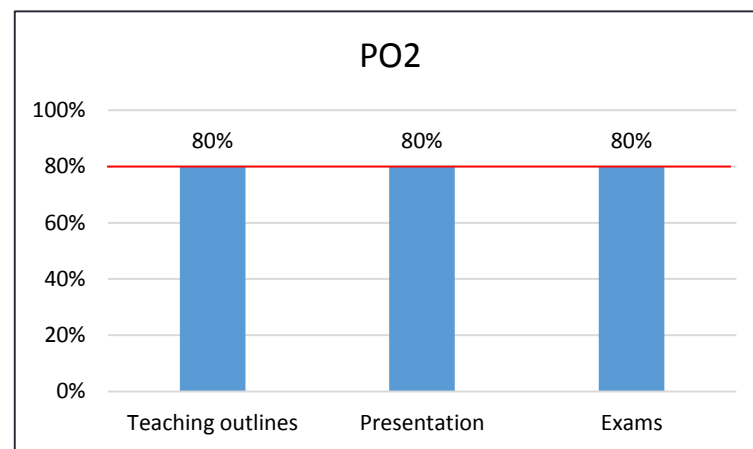
PO3: Respond to the problems placed on communities that are experiencing high arson rates, fire/medical emergencies, and related social problems.

PO4: Exhibit competence in both written and oral communication both within the fire service agency, the state certification agency, and the citizens in the community to build effective community partnerships that include business and educational organizations.

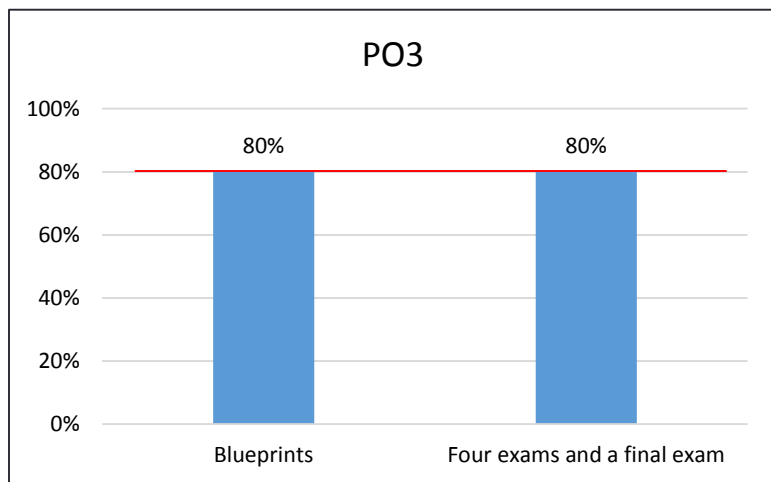
Fire Science Technology - 2056 Assessment Results 2014-2015



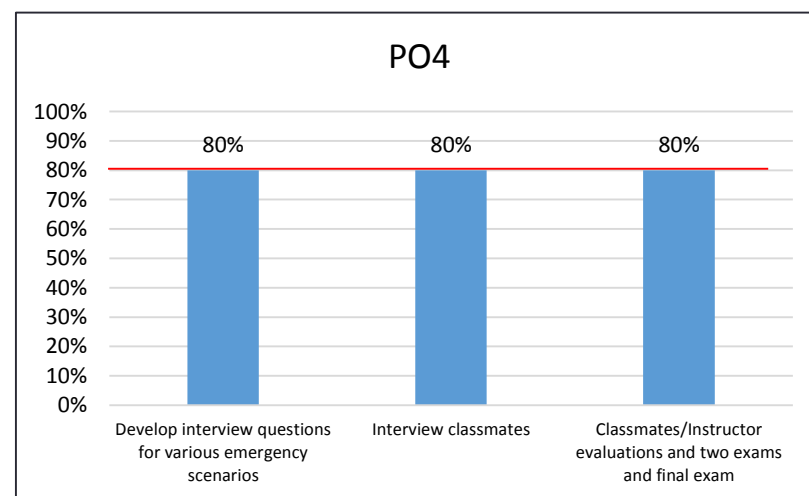
PO1: Demonstrate skills necessary for successful employment in a fire service agency and/or promotion within their existing agency.



PO2: Identify the roles, duties, and responsibilities for each type of fire service agency.



PO3: Respond to the problems placed on communities that are experiencing high arson rates, fire/medical emergencies, and related social problems.



PO4: Exhibit competence in both written and oral communication both within the fire service agency, the state certification agency, and the citizens in the community to build effective community partnerships that include business and educational organizations.

Florida Law Enforcement Academy - 1051

Program Learning Outcomes

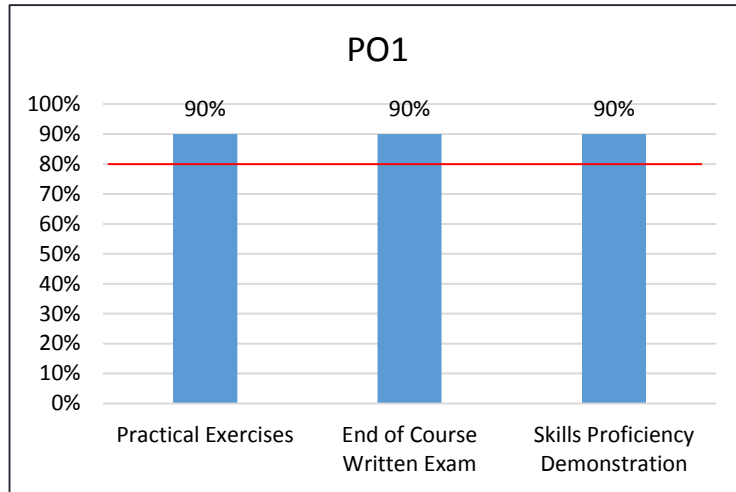
PO1: Meet attendance standards as mandated by the Florida Department of Law Enforcement.

PO2: Demonstrate accomplishment of competencies/skills as required by the Florida Department of Law Enforcement.

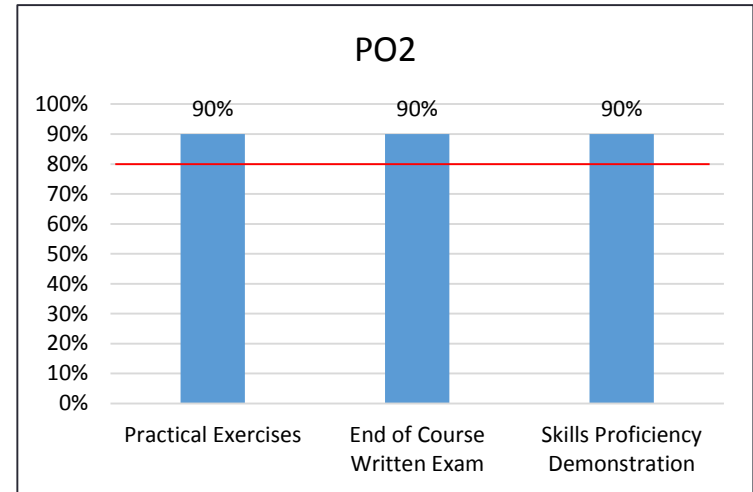
PO3: Demonstrate mastery of didactic curriculum as required by the Florida Department of Law Enforcement.

Florida Law Enforcement Academy - 1051

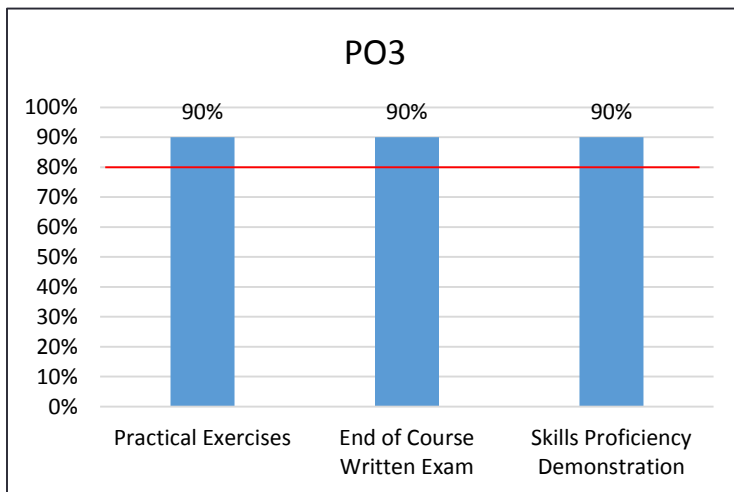
Assessment Results 2014-2015



PO1: Meet attendance standards as mandated by the Florida Department of Law Enforcement.



PO2: Demonstrate accomplishment of competencies/skills as required by the Florida Department of Law Enforcement.



PO3: Demonstrate mastery of didactic curriculum as required by the Florida Department of Law Enforcement.

Assessment Data 2013-2014 and 2014-2015: Programs and Institutional Learning Outcomes

Program	Critical/ Creative Thinking		Communication		Cultural Literacy		Information and Technical Literacy	
	2013/14	2014/15	2013/14	2014/15	2013/14	2014/15	2013/14	2014/15
Correctional Officer Recruit Training (Limited Access Program) - 1050	89%	90%	89%	90%	89%	90%	89%	90%
Criminal Justice Technology Bridge (Limited Access Program) - 2039	74%	65.9%	100%	65.9%	66.45%	60.03%	74.5%	62.3%
Emergency Medical Services (Limited Access Program) - 2208	77.6%	90%-92.5%	77.6%	90%-92.5%	77.6%	90%-92.5%	77.6%	90%-92.5%
Emergency Medical Technician (Limited Access Program) - 0960	77.6%	90%-92.5%	77.6%	90%-92.5%	77.6%	90%-92.5%	77.6%	90%-92.5%
Fire Fighter (Limited Access Program) - 1056	86%	80%	86.4%	80%	86.4%	80%	86.4%	80%
Fire Science Technology - 2056	NR	80%	NR	80%	NR	80%	NR	80%
Florida Law Enforcement Academy (Limited Access Program) - 1051	91%	90%	91%	90%	91%	90%	91%	90%
Paramedic (Limited Access Program) - 0957	77.6%	90%-92.5%	77.6%	90%-92.5%	77.6%	90%-92.5%	77.6%	90%-92.5%

NR: No Report