

# ASSESSMENT DAY

---

College of Arts and Sciences

Associate in Arts Degree

April 29, 2016

# Academic Assessment

	LEVEL	FOCUS	CONDUCTED BY	FREQUENCY
<b>Academic Success Committee</b>	Program	<ul style="list-style-type: none"> <li>Quality of assessment practices</li> </ul>	Committee of peers	Years 1 & 2
<b>Instructional Program Review</b>	Program / Cluster	<ul style="list-style-type: none"> <li>Enrollment, retention, completion</li> <li>Industry certifications and job placement</li> <li>Program budget and staffing</li> <li>Advisory committees</li> <li>Curriculum changes</li> </ul>	Committee of peers	Year 3
<b>Assessment Day</b>	Course/ Program	<ul style="list-style-type: none"> <li>Enrollment by demographics</li> <li>Graduation and retention</li> <li>Average class size</li> <li>Course success rate</li> <li>Placement rate</li> <li>SLOs, PLOs and ILOs</li> </ul>	Program Chair and Faculty	Years 1, 2, 3

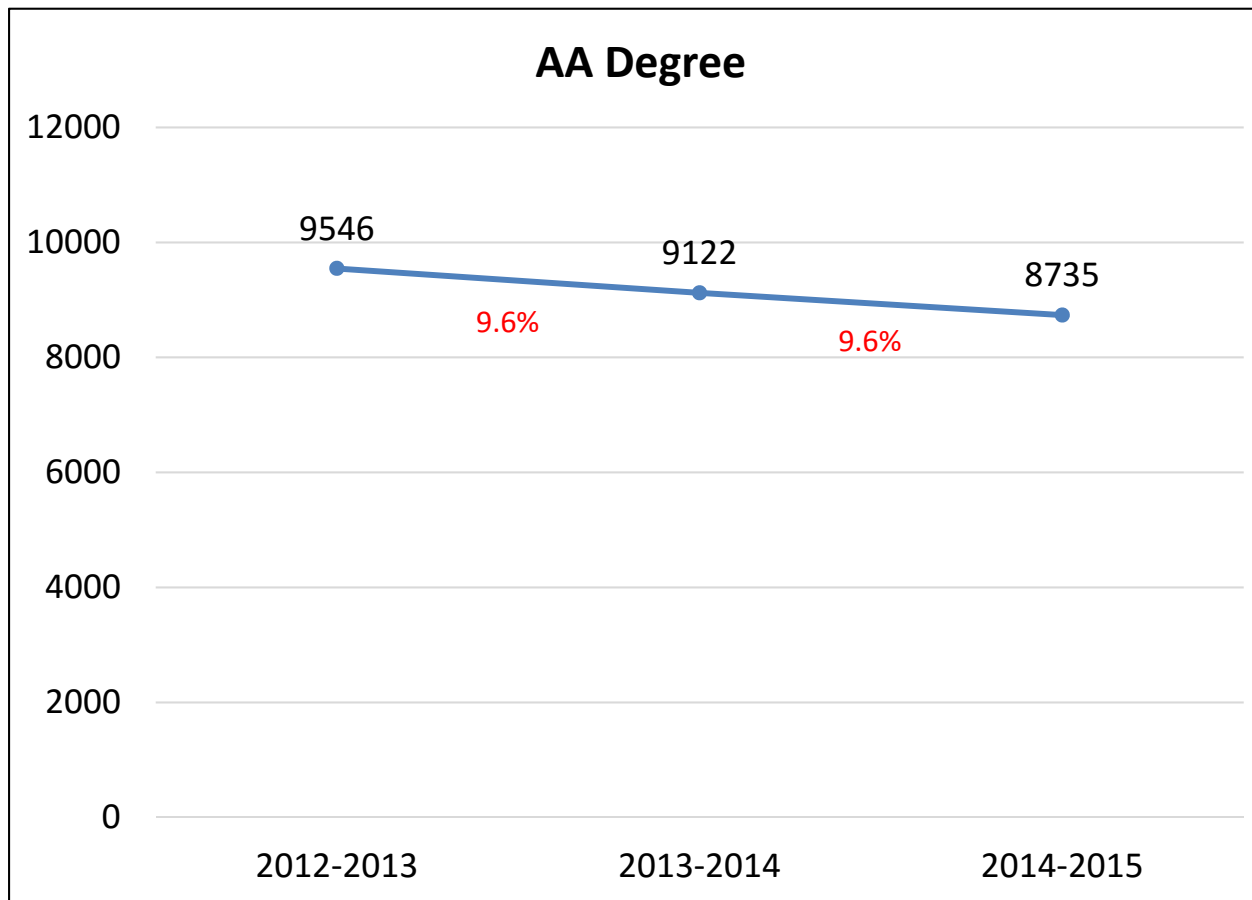
# Program

[700000 - Associate of Arts Degree](#)

# Requirements - AA

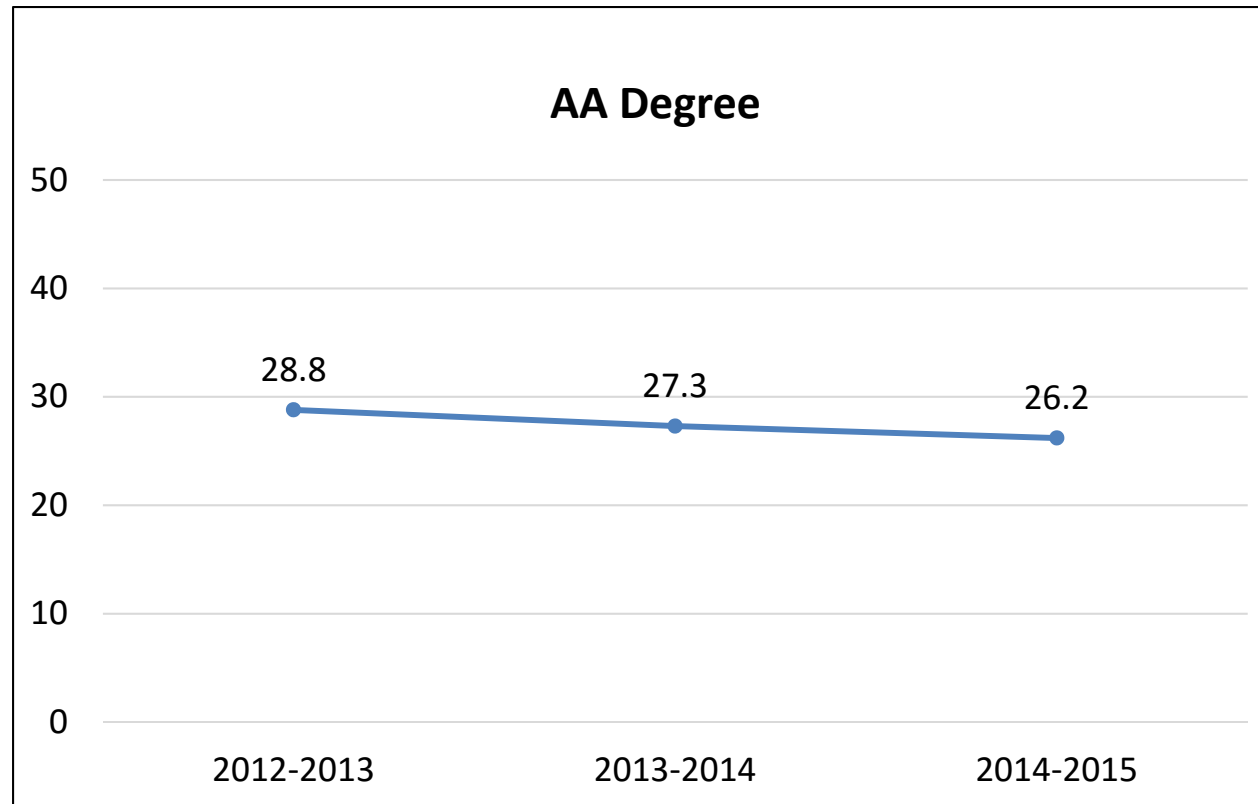
[http://www.daytonastate.edu/catalog/acadinfo/general\\_ed\\_reqs\\_for\\_aa.html](http://www.daytonastate.edu/catalog/acadinfo/general_ed_reqs_for_aa.html)

## Headcount



*College Headcount decreased: 2012/13 (9.6%), 2013/14 (6%), 2014/15 (7%)*

## Average Age



*Calculation excludes individuals whose birthdates are not reported.*

Major	2012-2013	2013-2014	2014-2015
Daytona State College	26.7	26.6	26.4

## Gender

Program	2012-2013		2013-2014		2014-2015	
	Female	Male	Female	Male	Female	Male
<b>700000 – AA Degree</b>	<b>59.2%</b>	<b>40.7%</b>	<b>58.6%</b>	<b>41.4%</b>	<b>58.9%</b>	<b>41.1%</b>
<b>Daytona State College</b>	<b>60%</b>	<b>40%</b>	<b>59%</b>	<b>41%</b>	<b>60%</b>	<b>40%</b>

*Blank cells or missing years indicate no enrollment. Excludes individuals whose gender is not reported.*

## Race / Ethnicity by Program

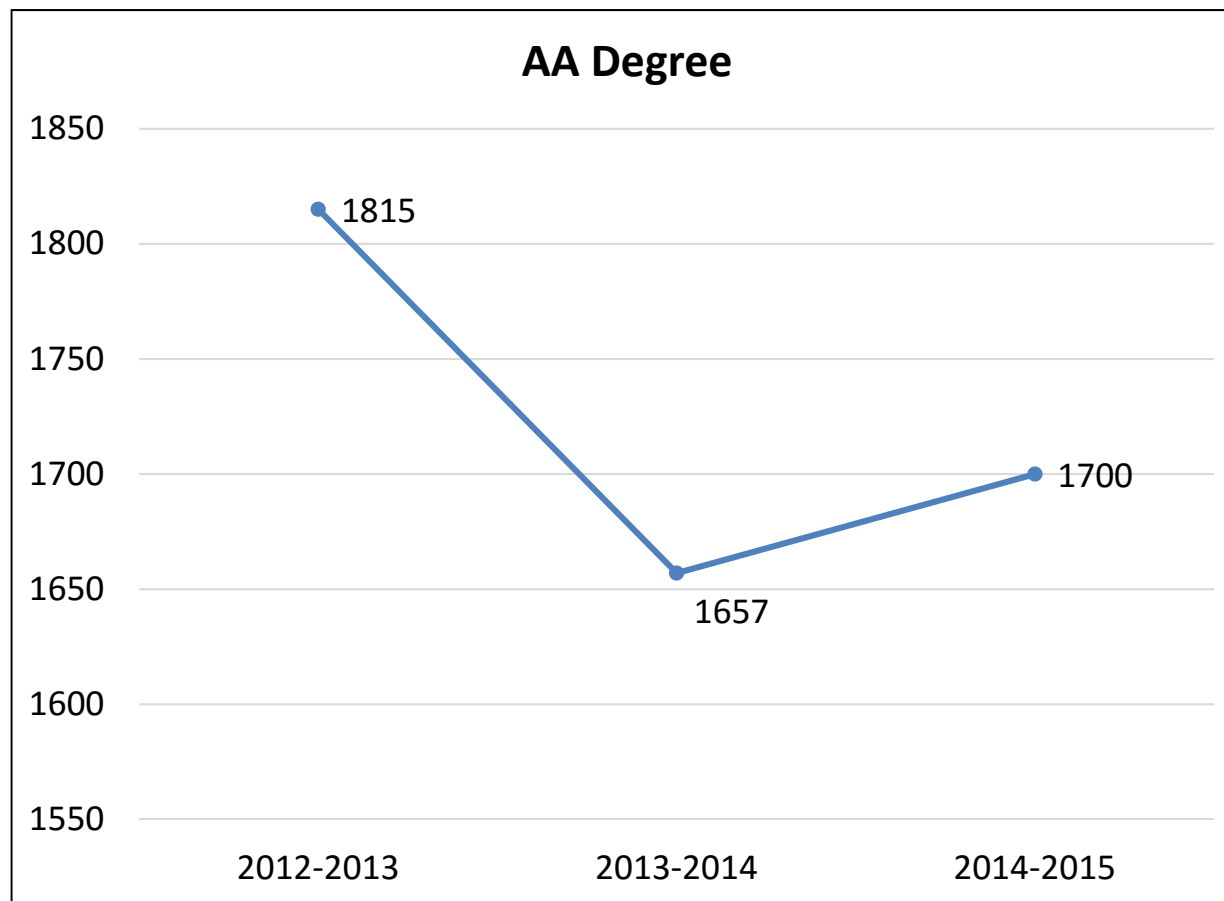
		2012-2013	2013-2014	2014-2015	DSC (2014-15)
<b>700000 – AA Degree</b>	<b>American Indian / Alaska Native</b>	<b>0.5%</b>	<b>0.5%</b>	<b>0.5%</b>	<b>0.5%</b>
	<b>Asian</b>	<b>2.2%</b>	<b>2.4%</b>	<b>2.4%</b>	<b>2%</b>
	<b>Black or African American</b>	<b>13.6%</b>	<b>14.1%</b>	<b>14.1%</b>	<b>14%</b>
	<b>Hispanic</b>	<b>12.6%</b>	<b>13.5%</b>	<b>14.2%</b>	<b>13%</b>
	<b>Native Hawaiian / Pacific Islander</b>	<b>0.1%</b>	<b>0.2%</b>	<b>0.2%</b>	<b>0.2%</b>
	<b>Two or More Races</b>	<b>1.5%</b>	<b>2%</b>	<b>2.3%</b>	<b>2%</b>
	<b>White</b>	<b>68.5%</b>	<b>66.3%</b>	<b>65%</b>	<b>67%</b>

Excludes individuals whose race / ethnicity is not reported.  
Blank cells or missing years indicate no enrollment.

Source: IR Program Assessment Data



## Number of Graduates



## Intended Major 2014-2015 (1 of 9)

Program and Institution	Number of students
<b>Social Work</b>	<b>9</b>
Central Florida University	5
Student started before 2012-14	4
<b>English Language and Literature, General</b>	<b>5</b>
Central Florida University	4
Student started before 2012-14	1
<b>Business/Commerce, General</b>	<b>43</b>
Central Florida University	32
Student started before 2012-14	11
<b>NURSING</b>	<b>105</b>
Central Florida C	1
Central Florida University	26
Daytona	50
Florida	3
North Florida U	4
Student started before 2012-14	21
<b>SUPERVISION AND MANAGEMENT</b>	<b>83</b>
Central FloridaC	2
Daytona	53
FL A&M	1
Student started before 2012-14	27
<b>ELEMENTARY EDUCATION</b>	<b>57</b>
Central Florida University	8
Daytona	32
North Florida U	2
South Florida U	1
Student started before 2012-14	14
<b>Business Administration and Management, General</b>	<b>24</b>
Central Florida University	2
FL Atlantic	2
Florida	5
Florida State	2
North Florida U	5
South Florida U	2
Student started before 2012-14	5
West Florida	1

## Intended Major 2014-2015 (2 of 9)

Program and Institution	Number of students
<b>Psychology, General</b>	<b>49</b>
Central Florida University	32
FL Atlantic	2
Florida State	1
North Florida U	3
South Florida U	1
Student started before 2012-14	10
<b>Engineering Technologies and Engineering-Related Fields</b>	<b>5</b>
Daytona	2
Student started before 2012-14	3
<b>Health/Health Care Administration/Management</b>	<b>3</b>
Student started before 2012-14	3
<b>Athletic Training/Trainer</b>	<b>6</b>
Central Florida University	3
Florida	1
North Florida U	2
<b>MIDDLE GRADES MATHEMATICS EDU.</b>	<b>3</b>
Daytona	3
<b>Accounting</b>	<b>6</b>
Central Florida University	4
South Florida U	1
Student started before 2012-14	1
<b>Physics, General</b>	<b>5</b>
Central Florida University	1
Florida	1
Florida State	1
South Florida U	1
Student started before 2012-14	1
<b>Biology/Biological Sciences, General</b>	<b>33</b>
Central Florida University	13
Florida	12
Florida State	4
South Florida U	1
Student started before 2012-14	3

## Intended Major 2014-2015 (3 of 9)

Program and Institution	Number of students
<b>History, General</b>	<b>6</b>
Central Florida University	2
Florida	1
North Florida U	1
Student started before 2012-14	2
<b>Drama and Dramatics/Theatre Arts, General</b>	<b>5</b>
Central Florida University	3
Florida State	1
Student started before 2012-14	1
<b>Mathematics, General</b>	<b>6</b>
Central Florida University	4
North Florida U	1
Student started before 2012-14	1
<b>Marketing/Marketing Management, General</b>	<b>13</b>
Central Florida University	9
Florida	1
Florida State	1
North Florida U	2
<b>Radio and Television</b>	<b>7</b>
Central Florida University	5
Florida	2
<b>English/Language Arts Teacher Education</b>	<b>4</b>
Florida State	2
Student started before 2012-14	2
<b>Hospitality Administration/Management, General</b>	<b>6</b>
Central Florida University	4
Student started before 2012-14	2
<b>Mechanical Engineering</b>	<b>11</b>
Central Florida University	10
Florida	1
<b>BIOMEDICAL SCIENCES</b>	<b>1</b>
South Florida U	1
<b>Health Professions and Related Programs</b>	<b>36</b>
Central Florida University	14
FL International	1
Florida	10
North Florida U	5
Student started before 2012-14	6

## Intended Major 2014-2015 (4 of 9)

Program and Institution	Number of students
<b>Art Teacher Education</b>	<b>2</b>
Central Florida University	1
Florida State	1
<b>Cinematography and Film/Video Production</b>	<b>4</b>
Central Florida University	3
Student started before 2012-14	1
<b>SECONDARY BIOLOGY EDUCATION</b>	<b>5</b>
Daytona	2
Student started before 2012-14	3
<b>Biological and Physical Sciences</b>	<b>6</b>
South Florida U	6
<b>Dietetics/Dietitian</b>	<b>1</b>
FL International	1
<b>Chemistry, General</b>	<b>4</b>
Central Florida University	2
North Florida U	2
<b>Criminal Justice/Safety Studies</b>	<b>24</b>
Central Florida University	18
FL International	1
Florida State	1
Student started before 2012-14	4
<b>Management Information Systems, General</b>	<b>1</b>
Florida State	1
<b>Jazz/Jazz Studies</b>	<b>1</b>
North Florida U	1
<b>Ocean Engineering</b>	<b>3</b>
Central Florida University	2
Florida	1
<b>Science Teacher Education/General Science Teacher Education</b>	<b>3</b>
Central Florida University	2
Student started before 2012-14	1
<b>Photography</b>	<b>4</b>
Central Florida University	4
<b>Liberal Arts and Sciences/Liberal Studies</b>	<b>11</b>
Central Florida University	5
Student started before 2012-14	6

## Intended Major 2014-2015 (5 of 9)

Program and Institution	Number of students
<b>Atmospheric Sciences and Meteorology, General</b>	<b>1</b>
Florida State	1
<b>Digital Arts</b>	<b>6</b>
Central Florida University	4
Florida	1
Student started before 2012-14	1
<b>Actuarial Science</b>	<b>1</b>
Florida State	1
<b>Communication and Media Studies, Other</b>	<b>1</b>
Student started before 2012-14	1
<b>Computer and Information Sciences, General</b>	<b>19</b>
0001536	1
Central Florida University	11
Daytona	2
Student started before 2012-14	5
<b>Medical Microbiology and Bacteriology</b>	<b>2</b>
Central Florida University	2
<b>Biotechnology</b>	<b>2</b>
Central Florida University	2
<b>Physical Education Teaching and Coaching</b>	<b>4</b>
Central Florida University	3
Student started before 2012-14	1
<b>Special Education and Teaching, General</b>	<b>10</b>
Daytona	5
North Florida U	1
Student started before 2012-14	4
<b>Music Performance, General</b>	<b>1</b>
Central Florida University	1
<b>Biological and Biomedical Sciences</b>	<b>4</b>
Central Florida University	1
North Florida U	1
Student started before 2012-14	2
<b>Finance, General</b>	<b>7</b>
Central Florida University	4
Florida State	1
North Florida U	1
Student started before 2012-14	1

## Intended Major 2014-2015 (6 of 9)

Program and Institution	Number of students
<b>Speech Communication and Rhetoric</b>	<b>3</b>
Florida	3
<b>Civil Engineering, General</b>	<b>7</b>
Central Florida University	1
FL Atlantic	1
Florida	2
South Florida U	1
Student started before 2012-14	2
<b>Music, General</b>	<b>2</b>
Florida State	2
<b>ELECTRONICS ENGINEERING TECHNO</b>	<b>16</b>
Daytona	12
Student started before 2012-14	4
<b>Art/Art Studies, General</b>	<b>2</b>
Student started before 2012-14	2
<b>Mass Communication/Media Studies</b>	<b>4</b>
North Florida U	3
Student started before 2012-14	1
<b>Electrical and Electronics Engineering</b>	<b>4</b>
Central Florida University	2
Student started before 2012-14	2
<b>VETERINARY TECHNOLOGY</b>	<b>8</b>
St. Petersburg	8
<b>Geography</b>	<b>2</b>
Florida	1
Florida State	1
<b>Health Information/Medical Records Administration/Administrator</b>	<b>2</b>
Student started before 2012-14	2
<b>Rhetoric and Composition</b>	<b>2</b>
Central Florida University	1
South Florida U	1
<b>Kinesiology and Exercise Science</b>	<b>1</b>
Florida State	1
<b>Sociology</b>	<b>5</b>
Central Florida University	3
North Florida U	1
Student started before 2012-14	1

## Intended Major 2014-2015 (7 of 9)

Program and Institution	Number of students
<b>Astronomy</b>	<b>2</b>
Florida	2
<b>Sport and Fitness Administration/Management</b>	<b>4</b>
Florida	1
Florida State	1
Student started before 2012-14	2
<b>Music Therapy/Therapist</b>	<b>1</b>
Florida State	1
<b>Marine Biology and Biological Oceanography</b>	<b>2</b>
Student started before 2012-14	1
West Florida	1
<b>Foreign Language Teacher Education</b>	<b>1</b>
Central Florida University	1
<b>Industrial Engineering</b>	<b>2</b>
Florida	1
Student started before 2012-14	1
<b>Political Science and Government, General</b>	<b>6</b>
Florida	4
Florida State	1
Student started before 2012-14	1
<b>Environmental/Environmental Health Engineering</b>	<b>3</b>
Central Florida University	1
Student started before 2012-14	2
<b>Early Childhood Education and Teaching</b>	<b>1</b>
Central Florida University	1
<b>Chemical Engineering</b>	<b>1</b>
South Florida U	1
<b>Advertising</b>	<b>4</b>
Central Florida University	4
<b>Fine/Studio Arts, General</b>	<b>3</b>
Central Florida University	1
North Florida U	1
Student started before 2012-14	1
<b>International/Global Studies</b>	<b>3</b>
Central Florida University	2
Student started before 2012-14	1



## Intended Major 2014-2015 (8 of 9)

Program and Institution	Number of students
<b>Journalism</b>	<b>3</b>
Central Florida University	2
Student started before 2012-14	1
<b>General Studies</b>	<b>1</b>
South Florida U	1
<b>Asian Studies/Civilization</b>	<b>1</b>
FL International	1
<b>Information Technology</b>	<b>1</b>
South Florida U	1
<b>Audiology/Audiologist and Speech-Language Pathology/Pathologist</b>	<b>1</b>
Florida	1
<b>Sign Language Interpretation and Translation</b>	<b>1</b>
North Florida U	1
<b>Forensic Science and Technology</b>	<b>2</b>
Central Florida University	2
<b>Forestry, General</b>	<b>1</b>
Florida	1
<b>ENGINEERING TECHNOLOGY</b>	<b>4</b>
Daytona	1
Student started before 2012-14	3
<b>Economics, General</b>	<b>1</b>
Central Florida University	1
<b>Environmental Science</b>	<b>1</b>
South Florida U	1
<b>Agricultural Teacher Education</b>	<b>1</b>
Florida	1
<b>PARALEGAL STUDIES</b>	<b>1</b>
Student started before 2012-14	1
<b>Visual and Performing Arts</b>	<b>1</b>
Florida State	1
<b>Psychology</b>	<b>1</b>
Student started before 2012-14	1
<b>Communication, Journalism, and Related Programs</b>	<b>1</b>
FL A&M	1
<b>Anthropology</b>	<b>1</b>
Florida	1

## Intended Major 2014-2015 (9 of 9)

Program and Institution	Number of students
<b>Public Administration</b>	<b>1</b>
Student started before 2012-14	<b>1</b>
<b>Student started before 2012-13</b>	<b>8085</b>
<b>Unknown</b>	<b>296</b>
<b>Grand Total</b>	<b>9154</b>

## Intended Major 2015-2016 (1 of 11)

Program and Institution	Number of students
<b>Accounting</b>	<b>21</b>
Central Florida University	15
Florida State	1
North Florida U	3
South Florida U	2
<b>Actuarial Science</b>	<b>1</b>
Florida State	1
<b>Advertising</b>	<b>3</b>
Central Florida University	3
<b>Aerospace, Aeronautical and Astronautical/Space Engineering</b>	<b>7</b>
Central Florida University	5
Florida	2
<b>African-American/Black Studies</b>	<b>4</b>
Central Florida University	4
<b>Agricultural Engineering</b>	<b>2</b>
Florida	2
<b>Agricultural Teacher Education</b>	<b>2</b>
Florida	2
<b>Animal Sciences, General</b>	<b>4</b>
Florida	4
<b>Anthropology</b>	<b>1</b>
Central Florida University	1
<b>Architecture</b>	<b>2</b>
Central Florida University	1
South Florida U	1
<b>Art/Art Studies, General</b>	<b>4</b>
Central Florida University	3
South Florida U	1
<b>Astronomy</b>	<b>1</b>
Florida	1
<b>Athletic Training/Trainer</b>	<b>14</b>
Central Florida University	9
Florida	1
Florida State	1
North Florida U	3

## Intended Major 2015-2016 (2 of 11)

Program and Institution	Number of students
<b>Atmospheric Sciences and Meteorology, General</b>	<b>1</b>
Florida State	1
<b>Audiology/Audiologist and Speech-Language Pathology/Pathologist</b>	<b>3</b>
Central Florida University	2
Florida	1
<b>Biochemistry</b>	<b>1</b>
Florida State	1
<b>Bioengineering and Biomedical Engineering</b>	<b>1</b>
Florida	1
<b>Biological and Biomedical Sciences</b>	<b>19</b>
Central Florida University	16
Florida State	2
North Florida U	1
<b>Biological and Physical Sciences</b>	<b>7</b>
South Florida U	7
<b>Biology/Biological Sciences, General</b>	<b>38</b>
Central Florida University	11
FL Atlantic	2
FL Gulf Coast U	1
FL International	2
Florida	12
Florida State	7
North Florida U	1
South Florida U	2
<b>Biomedical Sciences, General</b>	<b>6</b>
Central Florida University	6
<b>Biotechnology</b>	<b>1</b>
Central Florida University	1
<b>BUSINESS ADMINISTRATION</b>	<b>27</b>
Central Florida University	8
FL Atlantic	2
Florida	8
Florida State	4
North Florida U	2
South Florida U	2
West Florida	1

## Intended Major 2015-2016 (3 of 11)

Program and Institution	Number of students
<b>Business, Management, Marketing, and Related Support Services</b>	<b>3</b>
Daytona	1
North Florida U	2
<b>Business/Commerce, General</b>	<b>48</b>
Central Florida University	48
<b>Business/Managerial Economics</b>	<b>8</b>
Central Florida University	7
North Florida U	1
<b>Chemical Engineering</b>	<b>2</b>
Florida	1
South Florida U	1
<b>Chemistry, General</b>	<b>8</b>
Central Florida University	2
Florida	4
North Florida U	2
<b>Cinematography and Film/Video Production</b>	<b>8</b>
Central Florida University	8
<b>Civil Engineering, General</b>	<b>11</b>
Central Florida University	8
Florida	2
North Florida U	1
<b>Clinical Laboratory Science/Medical Technology/Technologist</b>	<b>2</b>
Central Florida University	1
South Florida U	1
<b>Communication and Media Studies, Other</b>	<b>1</b>
Florida State	1
<b>Communication, Journalism, and Related Programs</b>	<b>5</b>
FL International	1
North Florida U	4
<b>Community Health and Preventive Medicine</b>	<b>1</b>
Florida	1
<b>Computer and Information Sciences and Support Services</b>	<b>1</b>
Florida	1

## Intended Major 2015-2016 (4 of 11)

Program and Institution	Number of students
<b>Computer and Information Sciences, General</b>	<b>41</b>
Central Florida University	32
Daytona	2
FL International	1
Florida	3
Florida State	3
<b>Computer Engineering, General</b>	<b>9</b>
Central Florida University	6
Florida	2
Florida State	1
<b>Construction Engineering Technology/Technician</b>	<b>1</b>
North Florida U	1
<b>Criminal Justice/Safety Studies</b>	<b>41</b>
Central Florida University	34
FL A&M	1
FL Gulf Coast U	1
FL International	1
Florida State	4
<b>Criminology</b>	<b>2</b>
Florida	2
<b>Dance, General</b>	<b>1</b>
South Florida U	1
<b>Dietetics/Dietitian</b>	<b>2</b>
FL International	1
Florida State	1
<b>Digital Arts</b>	<b>11</b>
Central Florida University	10
Florida	1
<b>Drama and Dramatics/Theatre Arts, General</b>	<b>7</b>
Central Florida University	6
Florida State	1
<b>Early Childhood Education and Teaching</b>	<b>3</b>
Central Florida University	1
Florida State	1
North Florida U	1

## Intended Major 2015-2016 (5 of 11)

Program and Institution	Number of students
<b>Economics, General</b>	<b>4</b>
Central Florida University	3
Florida State	1
<b>Electrical and Electronics Engineering</b>	<b>7</b>
Central Florida University	7
<b>ELECTRONICS ENGINEERING TECHNOLOGY</b>	<b>15</b>
Daytona	15
<b>Elementary Education and Teaching</b>	<b>88</b>
Central Florida University	5
Daytona	79
Florida State	1
North Florida U	2
South Florida U	1
<b>Engineering Technologies and Engineering-Related Fields</b>	<b>6</b>
Daytona	6
<b>ENGINEERING TECHNOLOGY</b>	<b>14</b>
Daytona	14
<b>English Language and Literature, General</b>	<b>12</b>
Central Florida University	8
Florida	2
North Florida U	2
<b>English/Language Arts Teacher Education</b>	<b>6</b>
Central Florida University	4
Florida State	2
<b>Environmental Science</b>	<b>2</b>
Florida State	1
South Florida U	1
<b>Environmental/Environmental Health Engineering</b>	<b>3</b>
Central Florida University	2
Florida	1
<b>Exercise Physiology</b>	<b>2</b>
Florida	2
<b>Family and Consumer Sciences/Human Sciences</b>	<b>1</b>
Florida State	1
<b>Family and Consumer Sciences/Human Sciences, General</b>	<b>1</b>
Florida State	1

## Intended Major 2015-2016 (6 of 11)

Program and Institution	Number of students
<b>Finance, General</b>	<b>22</b>
Central Florida University	<b>11</b>
FL Atlantic	<b>1</b>
Florida	<b>4</b>
Florida State	<b>4</b>
North Florida U	<b>1</b>
South Florida U	<b>1</b>
<b>Fine/Studio Arts, General</b>	<b>4</b>
Central Florida University	<b>2</b>
North Florida U	<b>2</b>
<b>Foreign Language Teacher Education</b>	<b>1</b>
Central Florida University	<b>1</b>
<b>Forensic Science and Technology</b>	<b>2</b>
Central Florida University	<b>2</b>
<b>Forestry, General</b>	<b>4</b>
Florida	<b>4</b>
<b>Geography</b>	<b>2</b>
Florida	<b>1</b>
Florida State	<b>1</b>
<b>Health Information/Medical Records Administration/Administrator</b>	<b>1</b>
Central Florida University	<b>1</b>
<b>Health Professions and Related Programs</b>	<b>61</b>
Central Florida University	<b>39</b>
FL International	<b>1</b>
Florida	<b>15</b>
North Florida U	<b>6</b>
<b>HEALTH SERVICES ADMINISTRATION</b>	<b>1</b>
St. Petersburg	<b>1</b>
<b>Health/Health Care Administration/Management</b>	<b>4</b>
Central Florida University	<b>3</b>
North Florida U	<b>1</b>
<b>History, General</b>	<b>7</b>
Central Florida University	<b>6</b>
Florida	<b>1</b>



## Intended Major 2015-2016 (7 of 11)

Program and Institution	Number of students
<b>Hospitality Administration/Management, General</b>	<b>13</b>
Central Florida University	12
Florida State	1
<b>Information Technology</b>	<b>3</b>
Central Florida University	3
<b>International Relations and Affairs</b>	<b>1</b>
South Florida U	1
<b>International/Global Studies</b>	<b>2</b>
Central Florida University	2
<b>Journalism</b>	<b>11</b>
Central Florida University	9
FL Gulf Coast U	1
Florida	1
<b>Kinesiology and Exercise Science</b>	<b>1</b>
Florida State	1
<b>Legal Professions and Studies</b>	<b>1</b>
Central Florida University	1
<b>Liberal Arts and Sciences, General Studies and Humanities</b>	<b>2</b>
New College FL	2
<b>Liberal Arts and Sciences/Liberal Studies</b>	<b>17</b>
Central Florida University	17
<b>Management Science</b>	<b>2</b>
Florida	2
<b>Marine Biology and Biological Oceanography</b>	<b>2</b>
West Florida	2
<b>Marketing, Other</b>	<b>1</b>
South Florida U	1
<b>Marketing/Marketing Management, General</b>	<b>15</b>
Central Florida University	11
North Florida U	3
South Florida U	1
<b>Mass Communication/Media Studies</b>	<b>4</b>
North Florida U	3
South Florida U	1

## Intended Major 2015-2016 (8 of 11)

Program and Institution	Number of students
<b>Mathematics, General</b>	<b>8</b>
Central Florida University	4
Florida	1
Florida State	2
North Florida U	1
<b>Mechanical Engineering</b>	<b>16</b>
Central Florida University	14
Florida	2
<b>Meeting and Event Planning</b>	<b>1</b>
Central Florida University	1
<b>MIDDLE GRADES MATHEMATICS EDU.</b>	<b>8</b>
Central Florida University	1
Daytona	7
<b>MIDDLE GRADES SCIENCEEDU</b>	<b>2</b>
Central Florida University	2
<b>Multi/Interdisciplinary Studies</b>	<b>1</b>
North Florida U	1
<b>Multi-/Interdisciplinary Studies, Other</b>	<b>1</b>
Florida	1
<b>Music Performance, General</b>	<b>5</b>
Central Florida University	3
North Florida U	2
<b>Music Teacher Education</b>	<b>2</b>
Florida State	2
<b>Music Therapy/Therapist</b>	<b>2</b>
Florida State	2
<b>Music, General</b>	<b>1</b>
Florida State	1
<b>NURSING</b>	<b>201</b>
Central Florida University	45
Central FloridaC	5
Daytona	142
Edison	1
Florida	2
North Florida U	5
Santa Fe	1

## Intended Major 2015-2016 (9 of 11)

Program and Institution	Number of students
<b>PARALEGAL STUDIES</b>	<b>3</b>
Central Florida University	3
<b>Philosophy</b>	<b>1</b>
Central Florida University	1
<b>Philosophy and Religious Studies</b>	<b>1</b>
Central Florida University	1
<b>Photography</b>	<b>3</b>
Central Florida University	3
<b>Physical Education Teaching and Coaching</b>	<b>12</b>
Central Florida University	11
North Florida U	1
<b>Physics, General</b>	<b>3</b>
Central Florida University	2
South Florida U	1
<b>Political Science and Government, General</b>	<b>9</b>
Central Florida University	2
FL Atlantic	1
FL International	1
Florida	5
<b>Psychology</b>	<b>7</b>
Florida	4
North Florida U	3
<b>Psychology, General</b>	<b>76</b>
Central Florida University	64
FL A&M	1
FL Atlantic	1
FL International	1
Florida	2
Florida State	4
South Florida U	3
<b>PUBLIC POLICY &amp; ADMINISTRATION</b>	<b>3</b>
Central Florida University	3
<b>Public Relations/Image Management</b>	<b>1</b>
Florida	1
<b>PUBLIC SAFETY MANAGEMENT</b>	<b>1</b>
Miami Dade	1

## Intended Major 2015-2016 (10 of 11)

Program and Institution	Number of students
<b>Radio and Television</b>	<b>11</b>
Central Florida University	9
Florida	2
<b>RADIOLOGY &amp; IMAGING SCIENCE</b>	<b>2</b>
Valencia	2
<b>Real Estate</b>	<b>1</b>
Central Florida University	1
<b>Religion/Religious Studies</b>	<b>1</b>
Central Florida University	1
<b>Rhetoric and Composition</b>	<b>3</b>
Central Florida University	1
South Florida U	2
<b>SECONDARY BIOLOGY EDUCATION</b>	<b>3</b>
Daytona	3
<b>Sign Language Interpretation and Translation</b>	<b>4</b>
North Florida U	4
<b>Social Science Teacher Education</b>	<b>2</b>
Central Florida University	1
Florida State	1
<b>Social Work</b>	<b>18</b>
Central Florida University	17
North Florida U	1
<b>Sociology</b>	<b>11</b>
Central Florida University	8
Florida	1
North Florida U	2
<b>Special Education and Teaching, General</b>	<b>17</b>
Daytona	15
Florida	1
North Florida U	1
<b>Sport and Fitness Administration/Management</b>	<b>3</b>
Florida	1
North Florida U	2

## Intended Major 2015-2016 (11 of 11)

Program and Institution	Number of students
<b>SUPERVISION AND MANAGEMENT</b>	<b>116</b>
Central FloridaC	3
Daytona	112
Santa Fe	1
<b>Sustainability Studies</b>	<b>1</b>
Florida State	1
<b>VETERINARY TECHNOLOGY</b>	<b>10</b>
St. Petersburg	10
<b>Visual and Performing Arts</b>	<b>4</b>
Central Florida University	2
Florida State	2
<b>Wildlife, Fish and Wildlands Science and Management</b>	<b>1</b>
Florida	1
<b>Zoology/Animal Biology</b>	<b>3</b>
Central Florida University	1
Florida	2
<b>Student started before 2012-13</b>	<b>6793</b>
<b>Unknown</b>	<b>745</b>
<b>Grand Total</b>	<b>8848</b>

## Graduation Rates

Major	Fall Cohort Year	# in Cohort	150% Graduates	150% Graduation Rate	200% Graduates	200% Graduation Rate
700000 – AA Degree	2010	8343	2852	34.2%	3100	37.2%
	2011	7657	2870	37.5%	3137	41%
	2012	7112	2634	37%	2752	38.7%

**Less than College average (150%- 44.8%, 200%- 49.23%)**

Fall terms include prior Summer term enrollment in major.

0819 started in FA14.

1203 started in FA12 and has had no enrollment since.

2226 was 3504- AAS degree prior to FA11.

## Retention Rates

Program and Fall Cohort Year		Registered	Exclusions	Adjusted Cohort	Retained by DSC		Retained by Program		DSC Total Retained
					N	%	N	%	
700000 – AA Degree	2011	3870	688	3182	266	8.3	1490	46.8	55.1%
	2012	3831	635	3196	273	8.5	1453	45.5	54%
	2013	3742	632	3110	168	5.4	1489	47.9	53.3%

**Less than College average (FT- 60.48%, PT- 52.08%)**

Registered - Includes all students enrolled in the fall term of the specified year, with the specified program as their primary major.

Exclusions - Includes students who are deceased or graduated fall of the specified year or the following spring or summer.

Not retained - Students who were not registered the following fall term.

Retained by DSC - Students who were still registered at DSC the following fall but with a different primary major.

Retained by Program - Students who were registered the following fall with the same primary major.

## Course Success Rates (1 of 5)

Major and Associated Courses		2012-2013		2013-2014		2014-2015	
		Attempted	% Successful	Attempted	% Successful	Attempted	% Successful
700000 – AA Degree	ENC1101	4460	70%	4476	68%	4611	68%
	ENC1102	3517	78%	3251	75%	3231	77%
	SPC2608			2098	82%	2499	86%
	MAC1105	3,865	57%	3,566	59%	2,957	60%
	MAC2311	242	51%	258	52%	252	63%
	MGF2106	536	64%	473	60%	2,086	65%
	MGF2107	398	76%	406	69%	497	72%
	STA2023	1,845	73%	1,839	71%	1,786	75%
	AST1002	628	69%	632	71%	551	87%
	BSC1005	832	81%	764	81%	747	82%
	BSC1010	605	73%	577	72%	523	70%
	BSC1085C	1,460	62%	1,316	62%	1,366	62%
	CHM1020	No students enrolled					
	CHM1045	307	72%	329	67%	353	78%

To prevent data from skewing, the following instructional methods are excluded: Labs associated with lectures, Private/Performance, Clinicals, Co-op, DIS, Field trips and Internships.

 Indicates a 70% success rate or higher

Source: IR Program Assessment Data



## Course Success Rates (2 of 5)

Major and Associated Courses		2012-2013		2013-2014		2014-2015	
		Attempted	% Successful	Attempted	% Successful	Attempted	% Successful
700000 – AA Degree	EVR2001	4	100%	6	67%	7	100%
	PHY1020	9	78%	25	68%	25	72%
	PHY1053	102	82%	49	90%	83	84%
	PHY2048	69	90%	38	82%	65	94%
	BOT1010	57	88%	58	84%	38	92%
	BSC1020	1,005	82%	619	77%	664	76%
	CHM1025	746	85%	766	89%	772	85%
	GLY2010	34	82%	14	93%	16	100%
	HUN1201	2006	80%	2039	80%	2138	79%
	MET2010	127	80%	324	79%	390	73%
	OCB2000	71	77%	72	74%	59	78%
	OCE1001	191	93%	116	85%	143	78%
	PSC1121	845	83%	744	84%	792	90%
	ARH1000	1,420	88%	1,292	86%	1,329	86%

To prevent data from skewing, the following instructional methods are excluded: Labs associated with lectures, Private/Performance, Clinicals, Co-op, DIS, Field trips and Internships.

 Indicates a 70% success rate or higher

Source: IR Program Assessment Data

## Course Success Rates (3 of 5)

Major and Associated Courses		2012-2013		2013-2014		2014-2015	
		Attempted	% Successful	Attempted	% Successful	Attempted	% Successful
700000 – AA Degree	HUM2020	<i>Course began 2015-2016</i>					
	LIT2000	<i>Course began 2015-2016</i>					
	MUL1010	439	73%	481	70%	452	61%
	PHI2010	217	90%	340	81%	292	78%
	THE1000	252	82%	272	79%	285	77%
	AML2050	166	77%	135	68%	115	80%
	AML2060	81	89%	141	73%	266	83%
	AML2600	136	71%	137	77%	126	70%
	ARH2050	154	69%	192	65%	189	66%
	ARH2051	12	92%			1	100%
	DAN1100	89	72%	91	58%	168	56%
	HUM2210	631	72%	429	69%	316	73%
	HUM2230	186	78%	108	64%	54	65%
LIT2030	<i>No students enrolled</i>						

To prevent data from skewing, the following instructional methods are excluded: Labs associated with lectures, Private/Performance, Clinicals, Co-op, DIS, Field trips and Internships.

 Indicates a 70% success rate or higher

Source: IR Program Assessment Data

## Course Success Rates (4 of 5)

Major and Associated Courses		2012-2013		2013-2014		2014-2015	
		Attempted	% Successful	Attempted	% Successful	Attempted	% Successful
700000 – AA Degree	LIT2040	5	100%	11	100%	7	100%
	LIT2110	74	78%	90	84%	73	82%
	LIT2120	43	81%	49	71%	21	67%
	LIT2380	6	100%				
	MUH2110			13	92%	14	71%
	MUL2380	333	84%	314	74%	320	82%
	REL2300	346	76%	165	77%	154	81%
	AMH2020	779	73%	759	71%	760	75%
	ANT2000	<i>No students enrolled</i>					
	ECO2013	1020	79%	940	79%	901	77%
	POS2041	987	81%	758	78%	797	76%
	PSY1012	3201	76%	3184	73%	3359	74%
	SYG2000	545	69%	632	66%	603	72%
AMH2010	499	67%	519	69%	496	68%	

To prevent data from skewing, the following instructional methods are excluded: Labs associated with lectures, Private/Performance, Clinicals, Co-op, DIS, Field trips and Internships.

 Indicates a 70% success rate or higher

Source: IR Program Assessment Data

## Course Success Rates (5 of 5)

Major and Associated Courses		2012-2013		2013-2014		2014-2015	
		Attempted	% Successful	Attempted	% Successful	Attempted	% Successful
700000 – AA Degree	DEP2004	1351	85%	1285	83%	1286	81%
	ECO2023	633	78%	722	80%	703	83%
	GEB2430	746	80%	663	79%	784	80%
	GEO2000	818	83%	913	85%	918	80%
	INR2002	308	83%	326	85%	242	85%
	CPO2001	187	73%	172	65%	272	72%
	EDF2085	227	76%	213	76%	251	85%
	EUH2000	99	61%	46	63%	40	65%
	GEB2351	44	70%	12	100%		
	GEO2420	228	84%	240	82%	254	77%
	SLS2281			16	94%		
	SYG2010	33	61%	29	52%	38	71%

To prevent data from skewing, the following instructional methods are excluded: Labs associated with lectures, Private/Performance, Clinicals, Co-op, DIS, Field trips and Internships.

## AA FL State Accountability Measure – Success Rates

Tracking Period	AA		AS/AAS		PSVC/ ATD		TOTAL			BACH		
	DSC	State	DSC	State	DSC	State	DSC	State	State Rank	DSC	State	State Rank
03/04 - 06/07	85.7%	85.1%	77.5%	82.4%	84.1%	89.8%	82.5%	84.8%	19			
04/05 - 07/08	85.0%	84.0%	76.3%	82.4%	78.4%	89.6%	81.8%	84.0%	20			
05/06 - 08/09	84.3%	84.7%	77.2%	82.5%	93.9%	89.7%	83.0%	84.5%	19			
06/07 - 09/10	82.8%	85.0%	72.0%	81.9%	83.8%	88.7%	80.0%	84.7%	24	92.2%	98.8%	3/6
07/08 - 10/11	80.3%	84.4%	76.8%	82.0%	82.1%	89.0%	79.5%	84.2%	24	94.5%	98.7%	3/7
08/09 - 11/12	79.4%	84.2%	73.4%	79.8%	81.8%	88.9%	78.2%	83.7%	23	97.4%	98.8%	4/8
09/10 - 12/13	78.8%	83.4%	71.5%	78.0%	87.0%	89.1%	77.8%	82.8%	24	96.9%	97.8%	8/11
10/11 - 13/14	81.2%	84.2%	76.8%	78.6%	83.3%	89.3%	80.3%	83.5%	23	96.5%	98.6%	11 /14

Status of FTIC students, after four years for AA/AS/AAS, who have completed at least 18 college-level credits and after two years for PSVC/ATD, who have completed at least nine college level credits, and after four years for first time BAS/BS students.

Success- Students who graduated, were still enrolled in good standing (gpa >= 2.0), or left in good standing (gpa >= 2.0)

State Range- 74.8% (Tallahassee) – 99.7% (Pasco-Hernando). State Range Bach. - 91% (Chipola) - 100% (FL SouthWestern & State College FL)

Source: FL Accountability Measure 1 Part 2

## AA Graduate Transfer Rates

Graduate Year	Total Graduates	Transfers to a Florida Institution								% Transferred to a Florida Institution		
		State University System (SUS)		Private University		Florida College System (FCS)		DSC BACH		DSC		State
		#	%	#	%	#	%	#	%	#	%	%
2006/07	978	518	53.0%	42	4.3%	99	10.1%	53	5.4%	694	71%	74%
2007/08	1005	514	51.1%	34	3.4%	108	10.7%	110	10.9%	766	76%	74%
2008/09	1277	578	45.3%	50	3.9%	156	12.2%	161	12.6%	949	74%	76%
2009/10	1458	617	42.3%	55	3.8%	178	12.2%	248	17.0%	1100	75%	74%
2010/11	1928	747	38.7%	78	4.0%	263	13.6%	309	16.0%	1401	73%	74%
2011/12	1958	668	34.1%	61	3.1%	290	14.8%	338	17.3%	1362	70%	68%
2012/13	1786	569	31.9%	72	4.0%	236	13.2%	350	19.6%	1230	69%	71%

Graduates are tracked in the following year and reported one year later. Continuing education outcomes are based on enrollment data for the fall and preliminary winter/spring semester.

Individuals are only counted in one educational sector. Priority for continuing education is SUS, private university and FCS.

Students found continuing their education in DSC baccalaureate programs are not included in those found in the Florida College System.

Graduates in programs sharing CIPS are reported only once.

Graduates continuing their postsecondary education in a district school system are not shown but are included in the totals.

Source: Florida Education & Training Placement Information Program (FETPIP) 3/2/2015

## AA Degree Performance in the State University System

Year of Enrollment in the SUS	Average SUS GPA		
	DSC AA Transfers	Florida AA Transfers	SUS Native Students
2006/07	3.06	2.96	3.10
2007/08	3.05	2.96	3.11
2008/09	3.05	2.97	3.13
2009/10	3.06	2.95	3.12
2010/11	3.04	2.94	3.12
2011/12	3.01	2.93	3.12
2012/13	3.02	2.93	3.12
2013/14	3.04	2.94	3.12

Source: FL Articulation Reports (LEVISMRY, CCMRYRP) S:\IR\Articulation SUS


# Program Learning Outcomes

## **AA Degree #70000**

1. Critical/Creative Thinking.
2. Communication.
3. Cultural Literacy.
4. Information and Technical Literacy.



# Assessment Results 2014-2015



Critical/Creative Thinking

## Assessment Results 2014-2015

PLO2: Communication

PLO3: Cultural Literacy

PLO4: Information and Technical Literacy

- [Assessment Report](#)

## Assessment Data 2013-2014 and 2014-2015: Programs and Institutional Learning Outcomes

Program	Critical/ Creative Thinking		Communication		Cultural Literacy		Information and Technical Literacy	
	13/14	14/15	13/14	14/15	13/14	14/15	13/14	14/15
70000 - AA	70%	50%-97%	79%	Qualitative	85.3%	78.6%-88%	70.4%	85.5%-88%