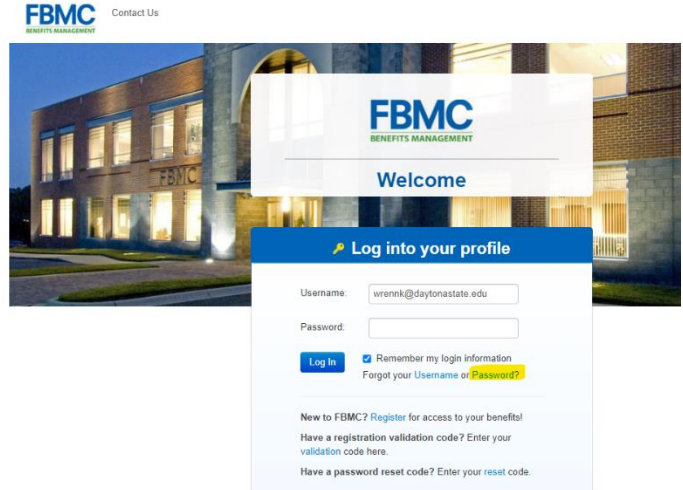



# How To Change Your Password

1. Go to <https://bmc.myfbmc.com>

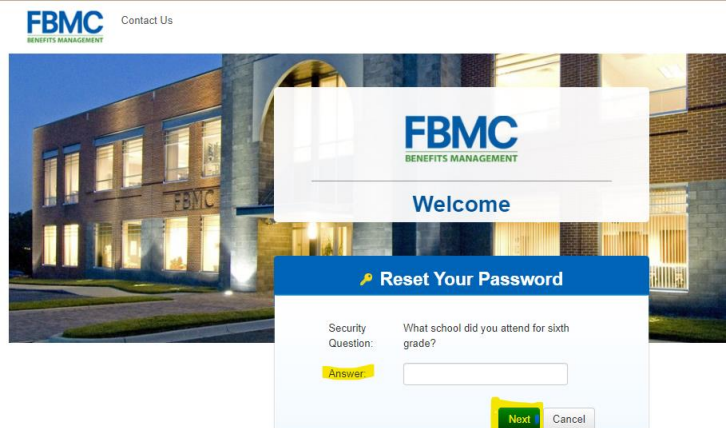
2. From the login screen, click on the Forgot your Password link



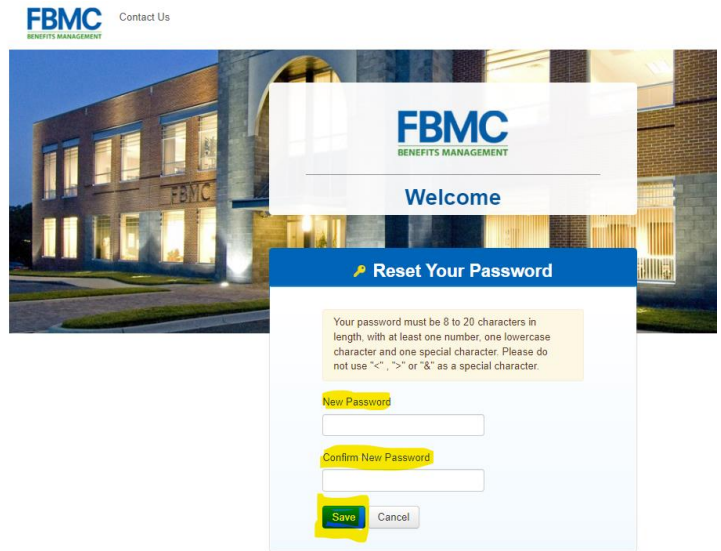
3. The following screen will appear; enter your username (the email address associated with your account) and click Next.




4. You will then be asked to answer the security question you set up at your new hire registration.



5. If you answer your question correctly, you will be directed to create a new password. Following the password parameters, enter it twice and click Next.



6. When your password is reset, you will be directed back to the login page to continue.



7. If you don't remember the answer to your security question or lock your account after multiple wrong guesses, you will need to contact:  
**FBMC Customer Service at 1-855-569-3262.**  
They will assist you in resetting your password or unlocking your account.