

The logo is a circular emblem with a teal color scheme. The outer ring contains the text "DAYTONA STATE COLLEGE" at the top and "CAMPUS SAFETY" at the bottom. The center features a stylized flame or leaf design above a banner with the Latin motto "SCIENTIA POTENTIA EST".

Protecting Your Bicycle

Campus Safety

Daytona State College

Bicycle Theft

According to National Crime Victimization Survey estimates, over a million bicycle thefts occur in the U.S. each year, and data suggests that for every theft reported to police, four more may have occurred.



Bicycle Theft

Interviews with bicycle theft victims indicate that underreporting is largely due to victims' belief that the police are not interested in bicycle theft and cannot do anything about catching the offender and returning the stolen bicycle.



Bicycle Theft

According to the U.S. Dept. of Justice, research suggests that motivations of bicycle thieves can be categorized in the following ways


- **To joyride** – those who steal any type of bicycle for transportation and/or enjoyment. These offenders generally abandon the stolen bicycle after use. Younger offenders (16 and under) typically fit this group.¹⁷
- **To trade for cash** – those who exploit easy opportunities to steal any type of bicycle and trade it for cash or goods (such as drugs).
- **To fill a request** – those who steal specific types of bicycles to order.



Bicycle Theft – Techniques Used by Thieves

Lifting

Thieves lift the bike and lock over the top of the post to which the bike is secured. If it is a signpost, then the thieves may remove the sign to lift the bicycle clear. Sometimes the post itself is not anchored securely and can be lifted clear of the bike and the lock



Bicycle Theft - Techniques Used by Thieves

Levering

Thieves will use the gap between the stand and the bike left by a loosely fitted lock to insert tools such as jacks or bars to lever the lock apart. Thieves will even use the bike frame itself as a lever by rotating it against the stand or other stationary object to which it is locked. Either the bike or the lock will break. The thief doesn't mind which—after all, it's not his or her bike!



Bicycle Theft - Techniques Used by Thieves

Striking

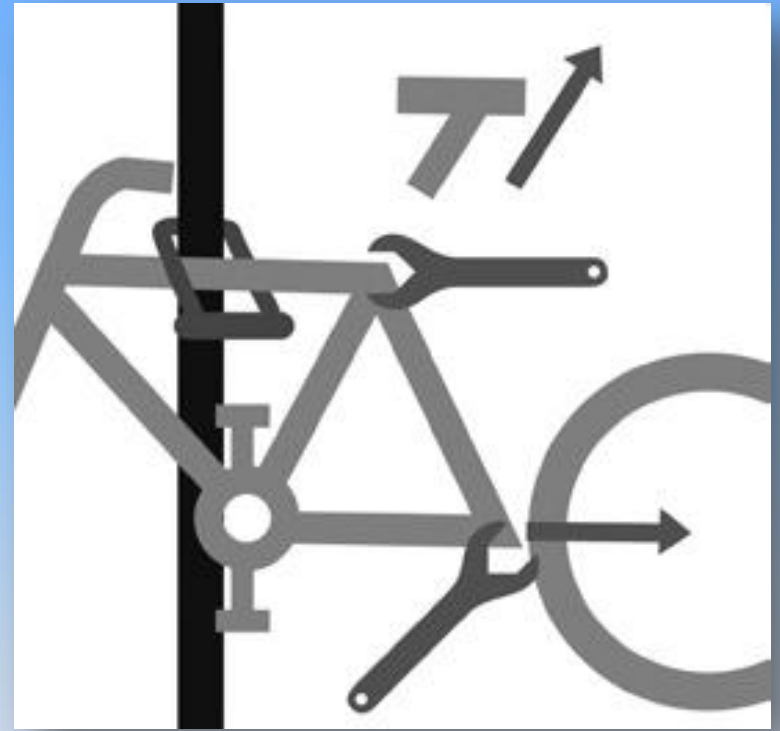
If a cyclist locks a bicycle leaving the chain or lock touching the ground, thieves may use a hammer and chisel to split the securing chain or lock.



Bicycle Theft - Techniques Used by Thieves

Unbolting

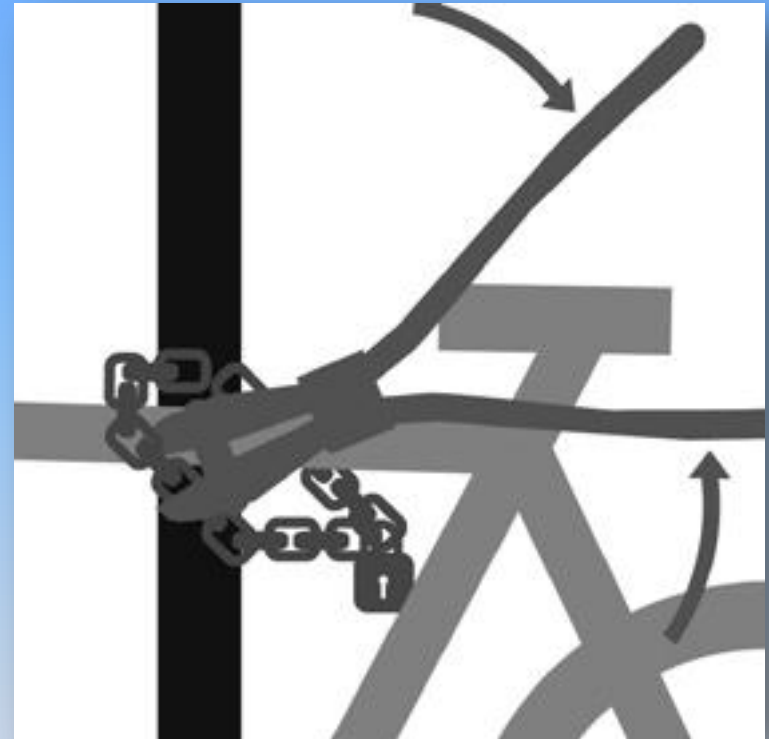
Thieves know how to undo bolts and quick-release mechanisms. If a cyclist locks a bike by the wheel alone, then it may be all that is left when the cyclist returns. If a cyclist locks only the frame, then a thief may remove a wheel or wheels. In this case, if a cyclist leaves a wheel-less bike with the intent of picking it up later, then the thief may return before the cyclist returns and remove the rest of the bike.



Bicycle Theft - Techniques Used by Thieves

Cutting

Thieves are known to use tin snips, bolt cutters, hacksaws, and angle grinders to cut their way through locks and chains to steal bicycles.



Bicycle Theft - Techniques Used by Thieves

Picking


For locks requiring keys, thieves can insert tools into the keyhole itself and pick the lock open.



Bicycle Locks

D or U lock


A D- or U-shaped steel bar that is closed at one end, with a removable section that a key can lock. The lock's strength depends on materials and quality. *Such locks can be vulnerable to levering* but are resistant to cutting.



Bicycle Locks

Cable or Coil Lock

A many-stranded steel cable enclosed in a plastic casing, with an integrated lock or looped end through which the user secures the shank of an additional lock. The cables come in various thicknesses. *These locks are vulnerable to cutting, and thieves can easily sever them using available hand tools.*



Bicycle Locks

Chain Lock


A length of chain (often fabric- or plastic-coated) combined with a securing padlock or mini-D lock. Chains can be very robust, though the lock's strength depends on materials and quality. *These locks are vulnerable to striking if applied incorrectly. Poor-quality chain locks are also vulnerable to cutting with bolt croppers and pneumatic cutting tools.*



Bicycle Locks

Armored Cable Lock

A steel cable core covered with a series of rotating metal tube sections to protect the cable against cutting. Armored cable locks usually have an integrated locking device. Armored cables can be very robust, though the lock's strength depends on materials and quality. *These locks can be vulnerable to cutting with bolt croppers and pneumatic cutting tools.*



Preventing Bicycle Theft



Preventing Bicycle Theft

Secure Your Bicycle!!!

According to the US Dept. of Justice, most stolen bicycles, regardless of theft location, are either not locked at all or are secured using a lock that requires little force to break or remove.



Preventing Bicycle Theft

Securing Your Bicycle

Use quality locks. *Secure* refers to a lock that can withstand an attack lasting 3 minutes or more by a thief using readily available hand tools.

Some robust locks are sold with an insurance guarantee for the bicycle they secure. The user must register the bike for the insurance to be valid.



Preventing Bicycle Theft

Securing Your Bicycle

It is recommended that cyclists use two locks of different types because this will defend the secured bicycle against multiple perpetrator techniques (e.g., if a cyclist uses a D lock and a chain lock, then a thief must apply both “levering” and “cutting” or “striking” to free the secured bicycle).



Preventing Bicycle Theft

Securing Your Bicycle


Always use bicycle racks provided to park and secure your bicycle. Don't use signs, posts, or other objects not designed to secure your bicycle. These locations often aren't secure and the bicycle racks are usually better monitored for theft.



Preventing Bicycle Theft

Securing Your Bicycle

When possible, lock the frame
and wheels to the bicycle rack



Preventing Bicycle Theft

Register Your bicycle!!!

Bicycle registration with your local law enforcement agency (if available) or traditional bicycle registries can make recovery of your stolen bicycle easier and make your bicycle more difficult for a thief to dispose of. ***Always keep documentation*** (e.g. receipt, serial number).



Preventing Bicycle Theft

Report bicycle theft to the police and Campus Safety!!!

Your bicycle may not be recovered, but reporting is the only way it can be recovered. *DSC Campus Safety can help you file a police report right in the office in minutes!!!*

Report any theft or suspicious activity you witness to Campus Safety immediately!



**DAYTONA
STATE COLLEGE**

Important Contacts

- **Daytona State College Campus Safety**
386-506-4444
- **Daytona State College Confidential Hotline**
386-506-4500
- **Report a Crime in Volusia County**
386-248-1777
- **Report a Crime in Flagler County**
386-437-4116

www.daytonastate.edu/campus_safety



DAYTONA
STATE COLLEGE