



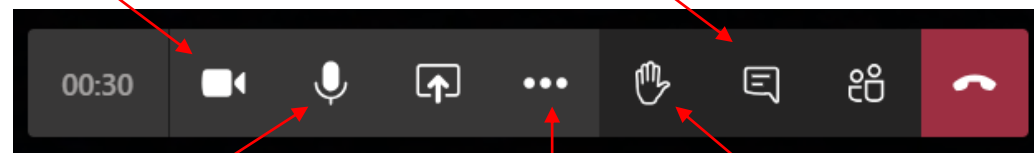
DAYTONA STATE COLLEGE

- Please **mute** your microphone when not speaking
- Utilize the **chat function** to share thoughts and pose questions during the session
- Utilize the **“Raise Hand”** feature to ask to be called on or to communicate that you are experiencing technical difficulties
- **Closed captioning** is available. Simply click on 3 dots and choose **“Turn on Live Captions”**
- This session is being recorded and will be available to all following the session

Turn video on/off

Show/hide chat

Leave session



Mute/unmute

Access closed captions

Raise hand

ASSESSMENT DAY

College of Arts and Sciences

School of Student Life Skills

October 25, 2021

Strengths

Challenges

Recommendations

Academic Assessment

	LEVEL	FOCUS	CONDUCTED BY	FREQUENCY
Academic Success Committee	Program	<ul style="list-style-type: none"> Quality of assessment practices 	Committee of peers	Years 1 & 2
Instructional Program Review	Program / Cluster	<ul style="list-style-type: none"> Enrollment, retention, completion Industry certifications and job placement Program budget and staffing Advisory committees Curriculum changes 	Committee of peers	Year 3
Assessment Day	Course/ Program	<ul style="list-style-type: none"> Enrollment by demographics Graduation and retention Average class size Course success rate Placement rate SLOs, PLOs and ILOs 	Program Chair and Faculty	Years 1, 2, 3

School of Student Life Skills

Last Assessment Day Action Items

Last Assessment Day (11-02-2020)

- Reduce the number of B term offering, especially spring;
- Create nudge in Inspire (in Civitas) to outreach student and provide more support;
- Reach out to students who got a C or lower in SLS1122 (list in Civitas for Yellow Flag signal), reminders regarding services available, or short video;
- Include early intervention and other approaches to help students achieve a higher grade;
- Regular meetings with online instructors to keep them informed and provide extra support.

For IE/IR:

- Separate SLS1130L success rates;
- Provide High School information by course (campus, IM);
- Schedule meeting for next year at 2pm

Course Learning Outcomes – SLS1122

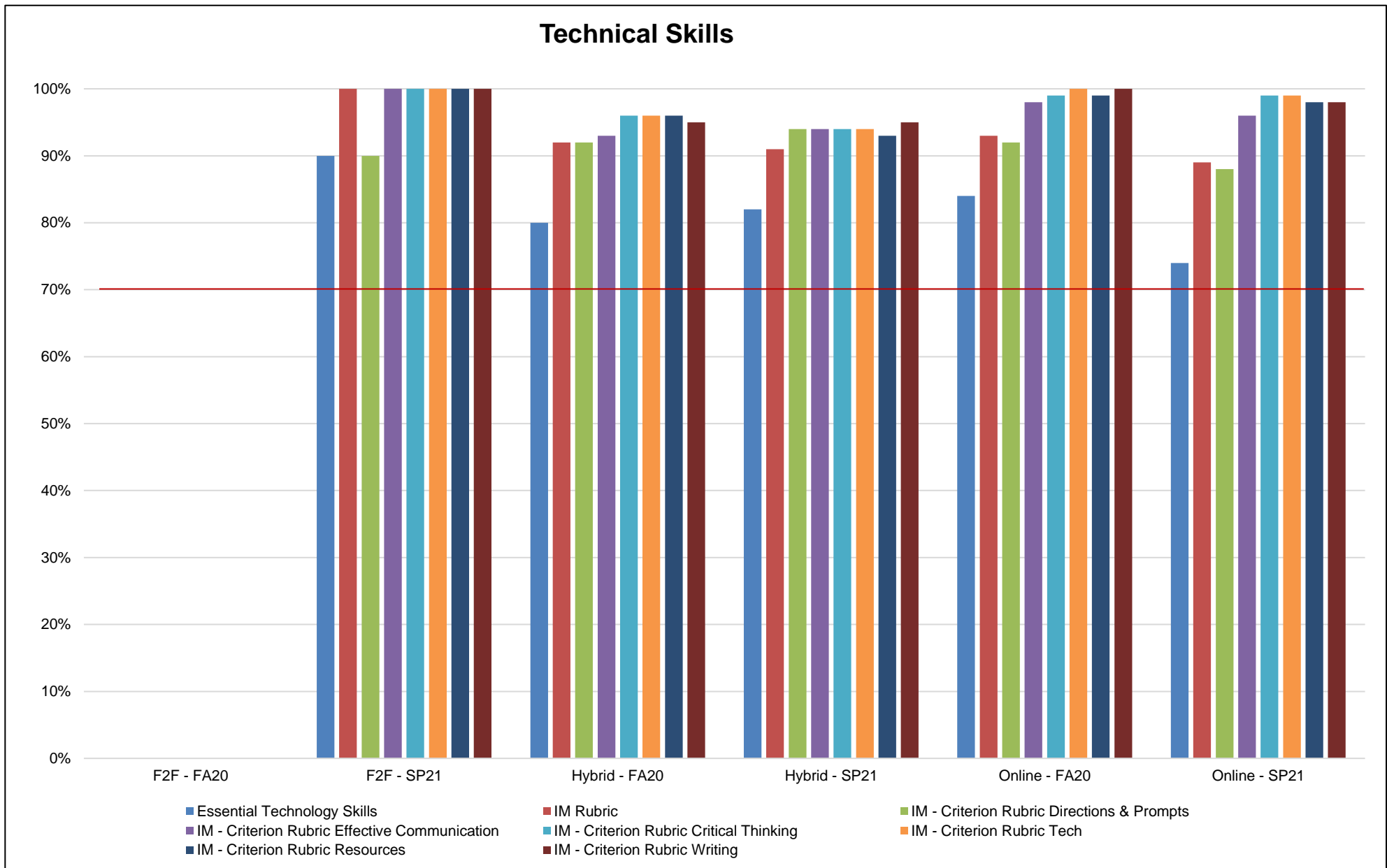
CO1: Demonstrate technical literacy related to academic and professional tools. (1, 2, 4)

CO2: Identify personal strengths and weaknesses that affect academic performance. (1, 2)

CO3: Evaluate academic program preparation and career details related to personal goals. (1, 2)

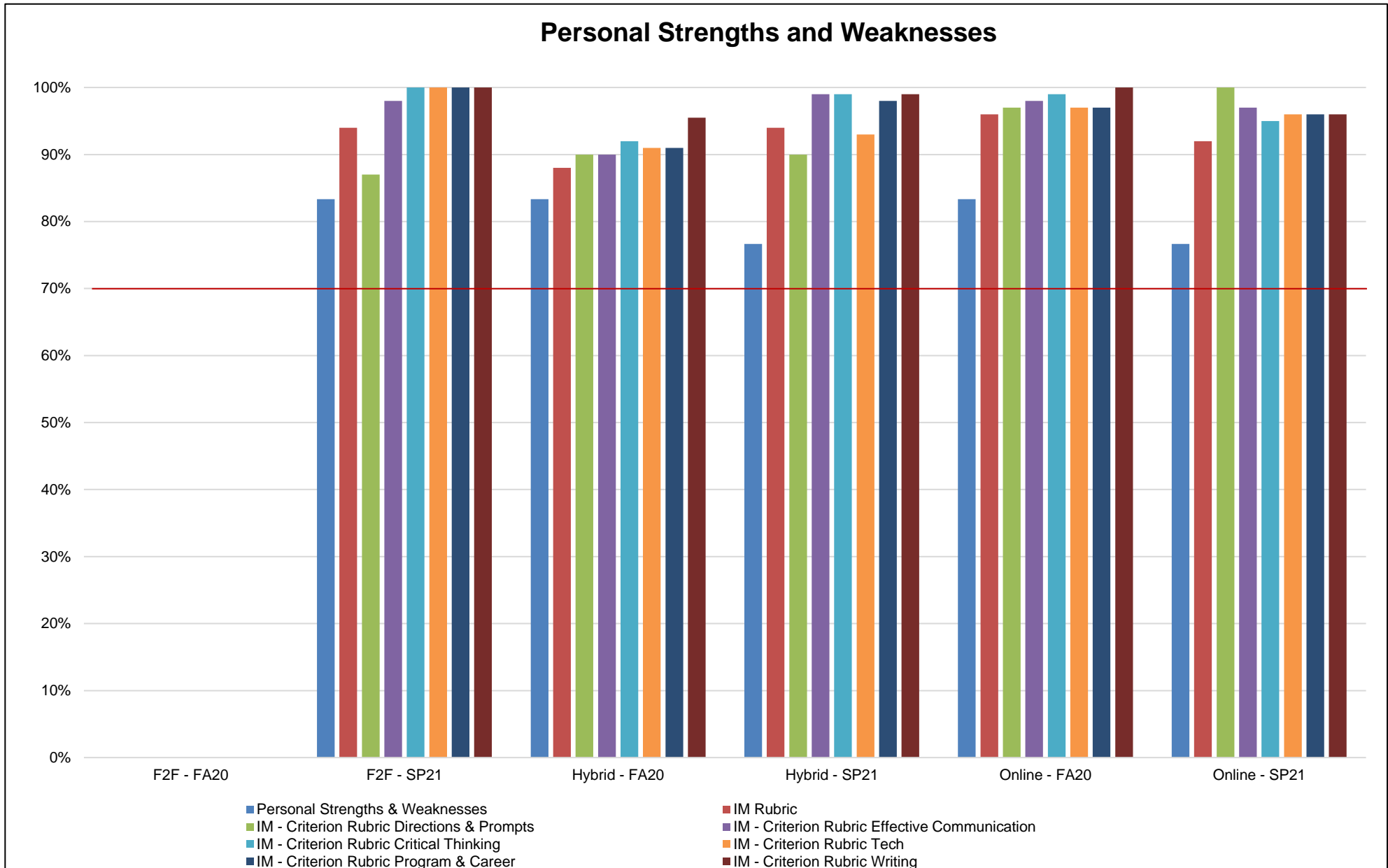
CO4: Demonstrate knowledge of services and resources that contribute to academic and personal success. (1, 2, 4)

Course Learning Outcomes – SLS1122



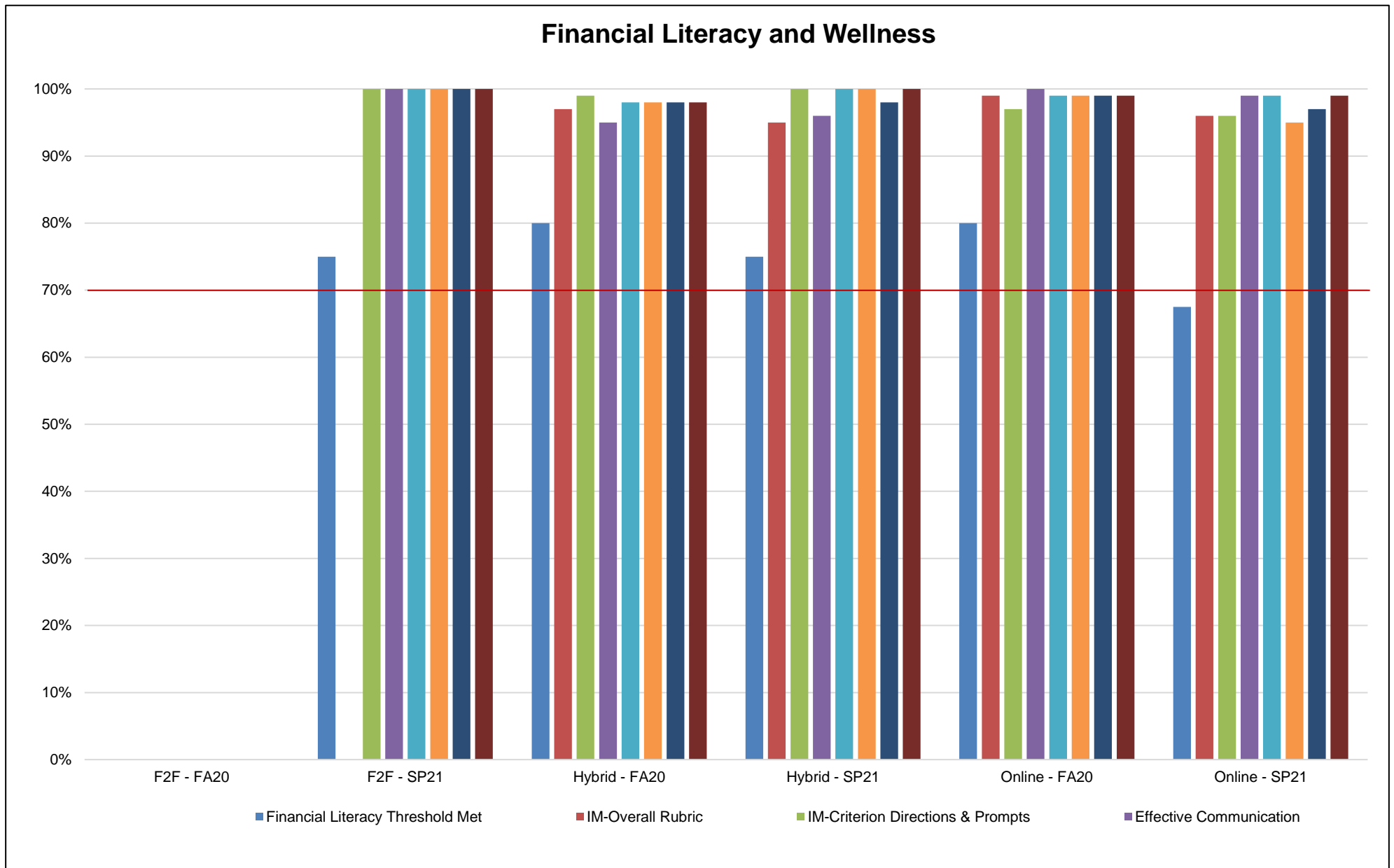
Measuring CLO1, CLO2, and CLO4

Course Learning Outcomes – SLS1122



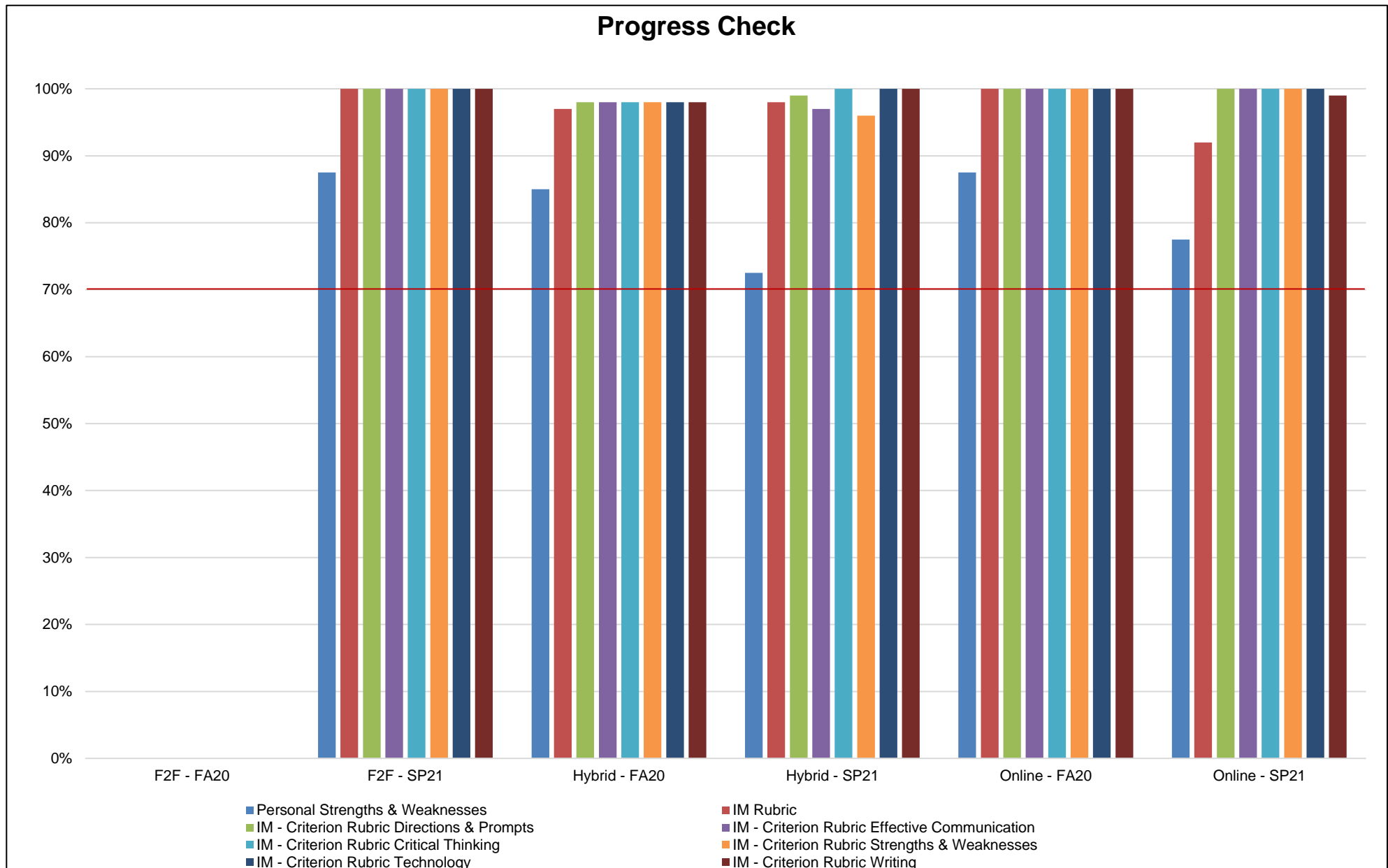
Measuring CLO1, CLO2, and CLO4

Course Learning Outcomes – SLS1122

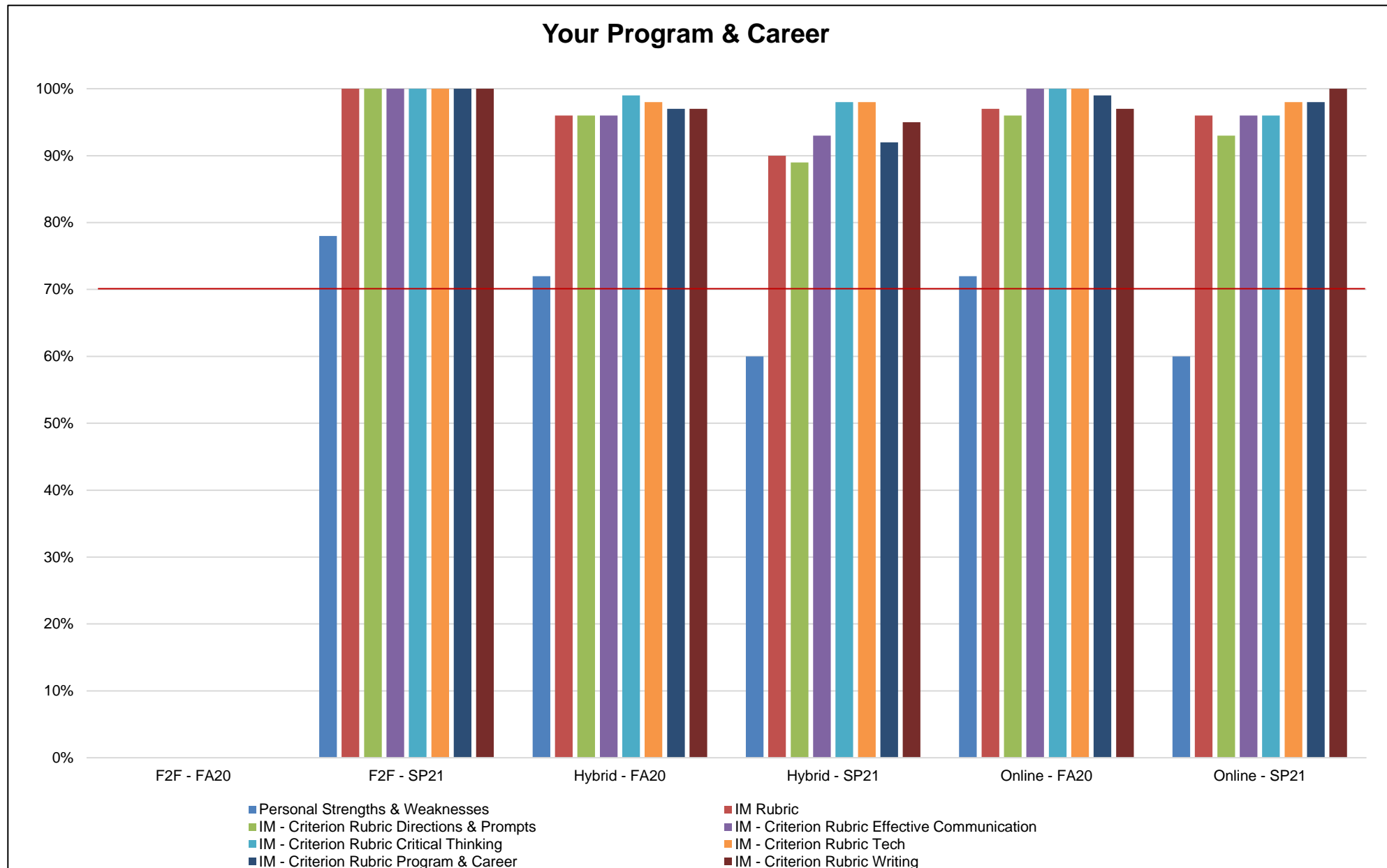


Measuring CLO1, CLO2, and CLO4

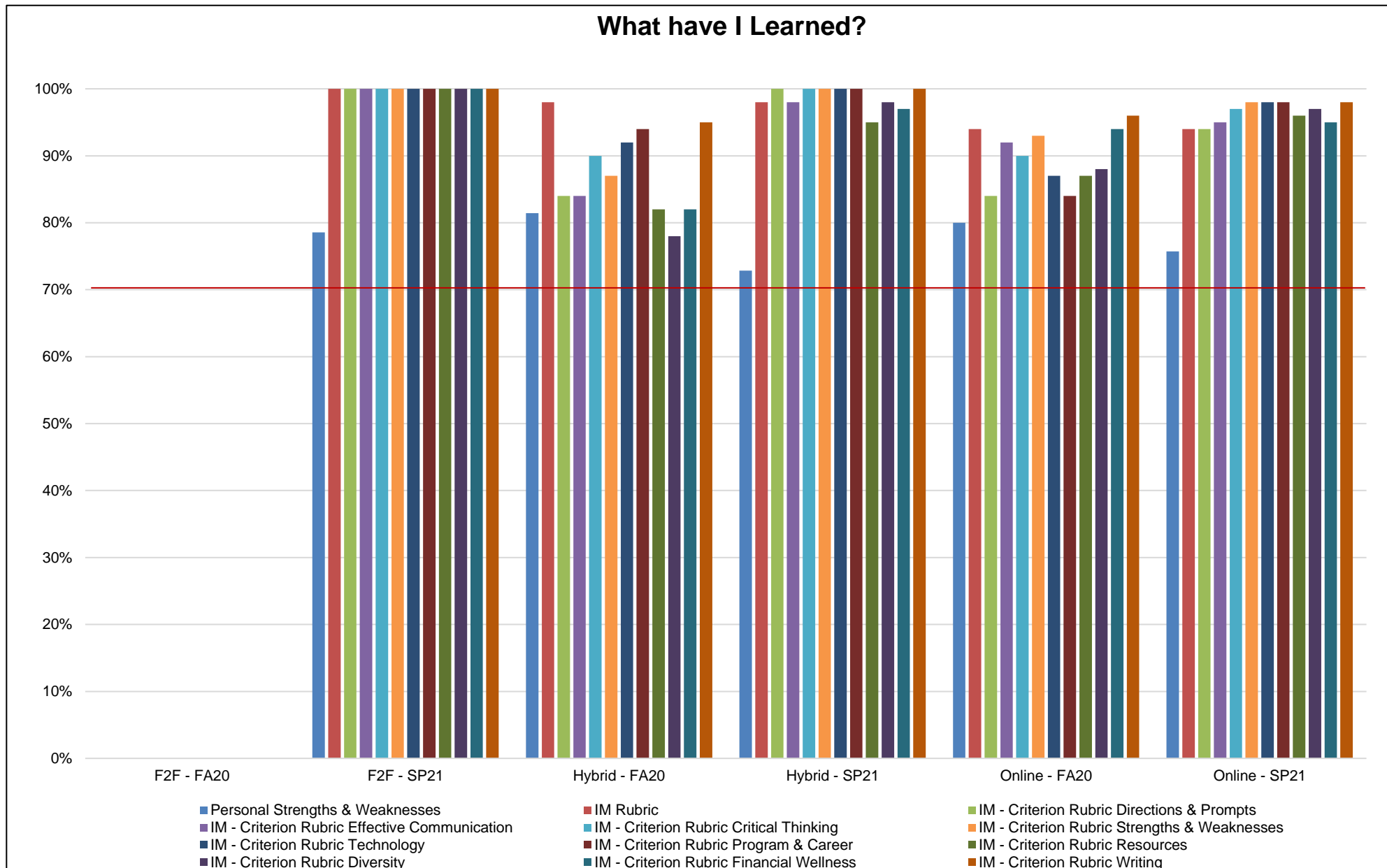
Course Learning Outcomes – SLS1122



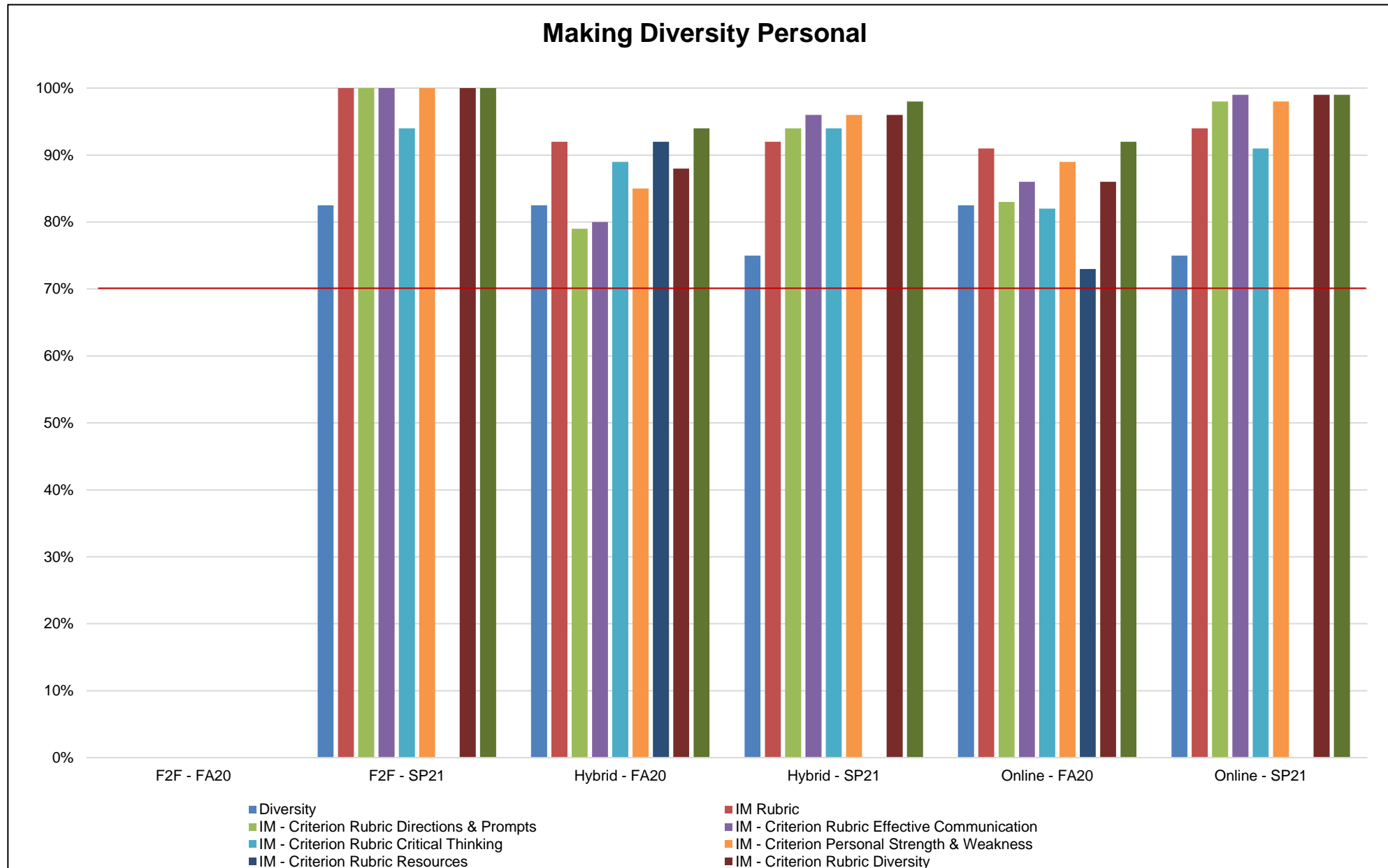
Course Learning Outcomes – SLS1122



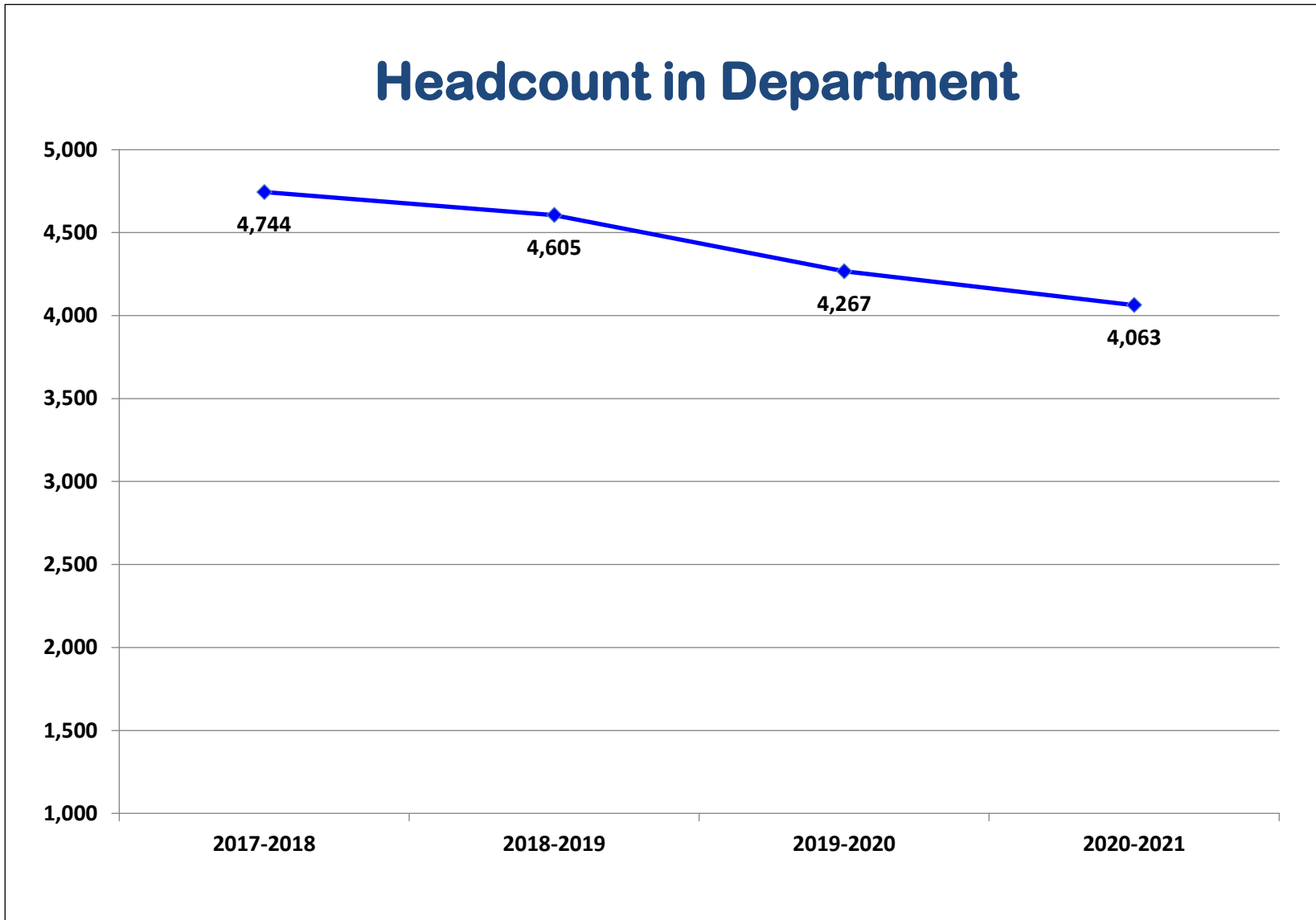
Course Learning Outcomes – SLS1122



Course Learning Outcomes – SLS1122



Measuring CLO1, CLO2, and CLO3



Dual Enrollment count for 2020-2021: 1,913

Course Success Rate

Courses	2017-2018		2018-2019		2019-2020		2020-2021	
	Attempted	% Successful	Attempted	% Successful	Attempted	% Successful	Attempted	% Successful
SLS1122	4,233	82%	4,075	78%	4150	77%	3995	74%
SLS2281	150	91%	146	87%	183	92%	161	89%
SLS2301	366	94%	440	93%	345	92%	405	86%
SLS2303								
SLS2505	67	91%	60	97%	67	78%	74	89%
Total	5,463*	85%	5,440*	82%	4,745	79%	4,635	75%

*SLS1130L numbers included

■ Indicates a success rate of 90% or higher
■ Indicates a success rate between 70% and 89%
■ Indicates a success rate below 70%

Course Success Rate by Campus – Multiple Campuses Only




Courses and Campus		2017-2018		2018-2019		2019-2020		2020-2021	
		Attempted	% Successful	Attempted	% Successful	Attempted	% Successful	Attempted	% Successful
SLS1122	Daytona	2381	83%	2215	80%	2252	78%	575	77%
	Deland	374	75%	351	68%	359	73%	132	73%
	Deltona	228	82%	252	77%	239	73%	99	74%
	Flagler/PC	403	85%	388	81%	334	81%	159	81%
	NSB	175	82%	167	81%	176	81%	99	81%
	High School							99	81%
	Online	672	78%	702	73%	790	77%	1976	67%
SLS2281	Daytona	48	85%	47	81%	84	88%		
	Flagler/PC	49	92%	49	92%	50	100%	62	94%
	High School							22	91%
	Online	53	96%	50	88%	49	92%	77	84%
SLS2301	Daytona	320	95%	405	94%	326	93%		
	Flagler/PC							11	82%
	High School							341	86%
	Online	46	89%	35	83%	19	84%	53	89%
SLS2505	Daytona							64	94%
	Online							10	60%

■ Indicates a success rate of 90% or higher
■ Indicates a success rate between 70% and 89%
■ Indicates a success rate below 70%

School Course Success Rate by Campus – Overall

Campus	2017-2018		2018-2019		2019-2020		2020-2021	
	Attempted	% Successful	Attempted	% Successful	Attempted	% Successful	Attempted	% Successful
Daytona	3,171	86%	2,931	84%	2,729	80%	639	78%
Deland	403	77%	373	70%	359	73%	132	73%
Deltona	258	84%	284	80%	239	73%	99	74%
Flagler/Palm Cst	491	87%	470	83%	384	84%	232	84%
High School							1318	84%
New Smyrna Beach	215	85%	186	83%	176	81%	99	81%
Online	925	83%	1196	83%	858	78%	2116	68%
Total	5,463	85%	5,440	82%	4,745	79%	4,635	75%




*Excludes fully online courses, 2019-2020 SLS1130L removed (745 students)

 Indicates a success rate of 90% or higher
 Indicates a success rate between 70% and 89%
 Indicates a success rate below 70%

Source: IR Program Assessment Data

Course Success Rate By Instructional Method – Multiple Methods Only

Courses and Instructional Method		2017-2018		2018-2019		2019-2020		2020-2021	
		Attempted	% Successful	Attempted	% Successful	Attempted	% Successful	Attempted	% Successful
SLS1122	Hybrid	1055	80%	1066	76%	1198	77%	1064	77%
	Lecture	2505	83%	2307	80%	2162	78%	955	84%
	Online	672	78%	702	73%	790	77%	1976	67%
SLS2281	Hybrid	97	89%	96	86%	105	90%	62	94%
	Lecture					29	100%	22	91%
	Online	53	96%	50	88%	49	92%	77	84%
SLS2301	Hybrid							11	82%
	Lecture	320	95%	405	94%	326	93%	341	86%
	Online	46	89%	35	83%	19	84%	53	89%
SLS2505	Hybrid	56	93%			67	78%	64	94%
	Lecture	11	82%						
	Online							10	60%
	Hybrid		83%		83%		80%		91%
	Lecture		83%		82%		82%		80%
	Online		78%		80%		81%		79%




 Indicates a success rate of 90% or higher
 Indicates a success rate between 70% and 89%
 Indicates a success rate below 70%

Source: IR Program Assessment Data

School Course Success Rate By Instructional Method – Overall

Campus	2017-2018		2018-2019		2019-2020		2020-2021	
	Attempted	% Successful	Attempted	% Successful	Attempted	% Successful	Attempted	% Successful
Online	954	84%	938	78%	858	78%	2116	68%
Lecture	3,300	87%	3,204	85%	2517	80%	1318	84%
Hybrid	1,208	82%	1,298	79%	1370	78%	1201	79%
Total	5462	85%	5,440	82%	4745	79%	4635	75%

SLS1130L not included in 2019-20 or 2020-21

 Indicates a success rate of 90% or higher
 Indicates a success rate between 70% and 89%
 Indicates a success rate below 70%

Course Success Rates - Multiple Sessions or Sub-sessions Only

Courses and Sub-session		2017-2018		2018-2019		2019-2020		2020-2021		
		Attempted	% Successful	Attempted	% Successful	Attempted	% Successful	Attempted	% Successful	
SLS1122	DYN							79	75%	
	FA	A term	254	82%	368	84%	430	84%	392	83%
		B term	398	75%	410	69%	432	72%	464	66%
		Full term	1783	84%	1562	80%	1560	79%	1575	77%
	SP	DYN							51	73%
		A term	165	86%	314	83%	272	88%	202	76%
		B term	232	75%	187	66%	181	67%	227	56%
		Full term	960	77%	802	71%	764	66%	663	70%
SU Full term	441	88%	432	86%	511	85%	342	74%		
SLS2281	A term					14	79%			
	FA B term	50	84%	48	79%	45	96%	25	92%	
	Full term	29	93%	25	92%	25	92%	30	100%	
	A term	23	96%	24	100%	25	100%	22	91%	
	SP B term	24	92%	24	88%	21	76%	38	87%	
	Full term	24	100%	25	84%	53	96%	46	80%	
SLS2301	FA	B term		75	91%	36	100%	56	89%	
		Full term	35	83%	9	78%	19	84%	28	86%
	A term	25	92%							
	SP B term	25	96%	85	94%	50	94%	59	88%	
	Full term	281	95%	271	94%	240	92%	262	85%	
SLS2505	FA Full term	56	93%			67	78%	64	94%	
	SP B term	11	82%							
	Full term							10	60%	

■ Indicates a success rate of 90% or higher
■ Indicates a success rate between 70% and 89%
■ Indicates a success rate below 70%

School Course Success Rates by Sessions or Sub-sessions Overall

Session and Sub-session		2017-2018		2018-2019		2019-2020		2020-2021	
		Attempted	% Successful	Attempted	% Successful	Attempted	% Successful	Attempted	% Successful
FA	A term	254	82%	368	84%	444	84%	392	83%
	B term	448	76%	533	73%	513	76%	545	69%
	Full term	1903	85%	1656	81%	1671	79%	1697	78%
	DYN	512	100%	436	100%			79	75%
SP	A term	213	88%	338	85%	297	89%	224	78%
	B term	292	78%	296	76%	252	73%	324	65%
	Full term	1268	82%	1098	77%	1057	73%	981	74%
	DYN	73	100%	241	100%			51	73%
SU	Full term	500	89%	474	87%	511	85%	342	74%
Total		5463	85%	5440	82%	4745*	79%	4635*	75%

*SLS1130L removed from 2019-20 and 2020-21



■ Indicates a success rate of 90% or higher
■ Indicates a success rate between 70% and 89%
■ Indicates a success rate below 70%

Course Success Rates by IM and Sessions/Sub-sessions (1 of 2)

Course, IM and Session/ Sub-session		2018-2019		2019-2020		2020-2021	
		Attempted	% Successful	Attempted	% Successful	Attempted	% Successful
Online	SU	155	86%	159	83%	326	73%
	FA	307	70%	344	72%	1073	67%
	Full term	192	75%	190	74%	492	66%
	DYN					79	75%
	A term			39	62%	140	83%
	B term	115	63%	115	72%	362	62%
	SP	240	67%	287	78%	577	62%
	Full term	168	68%	194	76%	227	62%
	DYN					51	73%
	A term	49	71%	45	87%	104	73%
	B term	23	52%	48	79%	195	53%
	Lecture	SU	109	86%	47	91%	
FA		1453	82%	1427	81%	650	85%
Full term		1299	82%	1283	80%	599	85%
A term		107	93%	74	92%	51	90%
B term		47	68%	70	79%		
SP		745	75%	688	69%	305	80%
Full term		567	72%	527	62%	233	80%
A term		140	93%	145	94%	72	78%
B term		38	66%	16	81%		
		SU	168	85%	305	85%	16
Hybrid	FA	580	74%	651	77%	787	79%
	Full term	71	61%	87	70%	484	78%
	A term	261	80%	317	85%	201	82%
	B term	248	71%	247	70%	102	79%
	SP	318	74%	242	67%	261	69%
	Full term	67	75%	43	67%	203	67%
	A term	125	78%	82	77%	26	85%
	B term	126	69%	117	61%	32	69%

Course Success Rates by IM and Sessions/Sub-sessions (2 of 2)

Course, IM and Session/Sub-session			2018-2019		2019-2020		2020-2021	
			Attempted	% Successful	Attempted	% Successful	Attempted	% Successful
SLS2281	Online	FA	25	92%	25	92%	30	100%
		Full term	25	92%	25	92%	30	100%
		SP	25	84%	24	92%	47	74%
		Full term	25	84%	24	92%	24	71%
		B term					23	78%
	Lecture	FA			29	100%		
		Full term			29	100%		
		SP					22	91%
		Full term					22	91%
	Hybrid	FA	48	79%	59	92%	25	92%
		A term			14	79%		
		B term	48	79%	45	96%	25	92%
		SP	48	94%	46	89%	37	95%
		A term	24	100%	25	100%	22	91%
B term		24	88%	21	76%	15	100%	
SLS2301	Online	FA	9	78%	19	84%	28	86%
		Full term	9	78%	19	84%	28	86%
		SP	26	85%			25	92%
		Full term	26	85%				
		B term					25	92%
	Lecture	FA	75	91%	36	100%	45	91%
		B term	75	91%	36	100%	45	91%
		SP	330	95%	290	92%	296	85%
		Full term	245	95%	240	92%	262	85%
		B term	85	94%	50	94%	34	85%
Hybrid	FA					11	82%	
	B term					11	82%	
SLS2505	Online	SP					10	60%
		Full term					10	60%
	Hybrid	FA	60	97%	67	78%	64	94%
		Full term	60	97%	67	78%	64	94%

Course Success Rates for Guaranteed Sections

Course	2017-2018		2017-2018 Overall	2018-2019		2018-2019 Overall	2019-2020		2019-2020 Overall	2020-2021		2020-2021 Overall
	Attempted	% Successful		Attempted	% Successful		Attempted	% Successful		Attempted	% Successful	
SLS1122	240	80%	82%	229	81%	78%	276	80%	77%	137	80%	74%
SLS2281	26	88%	91%	24	100%	87%	25	100%	92%			
SLS2505	11	82%	91%			97%						
Total	277	81%		253	83%		301	81%		137	80%	

■ Indicates a success rate of 90% or higher
■ Indicates a success rate between 70% and 89%
■ Indicates a success rate below 70%

Course Success Rates for Dual Enrolled Students

Course	2018-2019		2018-2019 Overall	2019-2020		2019-2020 Overall	2020-2021		2020-2021 Overall
	Attempted	% Successful		Attempted	% Successful		Attempted	% Successful	
SLS1122	1376	89%	78%	1636	87%	77%	1860	82%	74%
SLS2281	24	88%	87%	81	100%	92%	93	91%	89%
SLS2301	341	95%	93%	322	93%	92%	381	86%	86%
SLS2505	11	100%	97%	4	100%	78%	5	100%	89%
Total	1765	90%	82%	2043	89%		2339	83%	

SLS1130L removed from 2019-20 and 2020-21

■ Indicates a success rate of 90% or higher
■ Indicates a success rate between 70% and 89%
■ Indicates a success rate below 70%

Course Success Rates by Race/Ethnicity

Courses Success Rates vs. Race/Ethnicity	2018-2019		2019-2020		2020-2021	
	Attempted	% Successful	Attempted	% Successful	Attempted	% Successful
SLS1122	4075	78%	4150	77%	3995	74%
American Indian/Alas	8	75%	6	67%	9	56%
Asian	88	86%	123	80%	89	80%
Black	517	70%	510	68%	466	65%
Hispanic/Latino	712	76%	795	76%	850	71%
Native Hawaiian/Paci	3	67%	11	91%	7	29%
Two or More Races	159	69%	183	69%	186	71%
Unknown	116	80%	112	87%	110	79%
White	2472	80%	2410	80%	2278	76%
SLS2281	146	87%	183	92%	161	89%
Asian	4	100%	5	80%	8	88%
Black	20	85%	29	86%	26	73%
Hispanic/Latino	21	86%	38	89%	42	93%
Native Hawaiian/Paci					1	100%
Two or More Races	6	83%	9	100%	6	67%
Unknown	4	100%	1	100%	3	100%
White	90	87%	101	95%	75	93%
SLS2301	440	93%	345	92%	405	86%
American Indian/Alas					2	100%
Asian	12	100%	13	92%	12	83%
Black	43	91%	24	88%	51	76%
Hispanic/Latino	57	93%	70	86%	88	91%
Two or More Races	16	94%	10	90%	18	83%
Unknown	9	78%	15	93%	20	80%
White	301	94%	213	95%	214	87%
SLS2505	60	97%	67	78%	74	89%
American Indian/Alas			1	100%		
Asian	3	100%	2	100%	2	100%
Black	8	88%	6	83%	5	60%
Hispanic/Latino	12	100%	18	72%	22	95%
Two or More Races					2	100%
Unknown					2	100%
White	33	97%	40	78%	41	88%
Grand Total	5440	82%	4745	79%	4635	75%

Indicates a success rate of 90% or higher

Indicates a success rate between 70% and 89%

Indicates a success rate below 70%

SLS1130L removed from 2019-20 and 2020-21

Source: IR Program Assessment Data

Overall Course Success Rates by Race/Ethnicity

Courses Success Rates vs. Race/Ethnicity	2019-2020		2020-2021	
	Attempted	% Successful	Attempted	% Successful
American Indian/Alas	7	71%	11	64%
Asian	143	82%	111	81%
Black	569	70%	548	67%
Hispanic/Latino	921	77%	1002	74%
Native Hawaiian/Paci	11	91%	8	38%
Two or More Races	202	71%	212	72%
Unknown	128	88%	135	80%
White	2,764	81%	2608	78%
Grand Total	4,745	79%	4635	75%

■ Indicates a success rate of 90% or higher
■ Indicates a success rate between 70% and 89%
■ Indicates a success rate below 70%

Course Success Rates by Campus and Race/Ethnicity (1 of 2)

Courses Success Rates vs. Campus & Race/Ethnicity	2019-2020		2020-2021	
	Attempted	% Successful	Attempted	% Successful
SLS1122	4150	77%	4635	75%
Daytona	2252	78%	3995	74%
American Indian/Alas	6	67%	575	77%
Asian	79	80%	13	77%
Black	324	68%	76	68%
Hispanic/Latino	391	77%	113	80%
Native Hawaiian/Paci	4	75%	2	0%
Two or More Races	99	71%	23	74%
Unknown	68	85%	14	64%
White	1281	81%	334	79%
Deltona	239	73%	99	74%
Asian	5	100%	3	67%
Black	27	67%	8	75%
Hispanic/Latino	99	77%	42	67%
Native Hawaiian/Paci	2	100%		
Two or More Races	10	50%	7	57%
Unknown	7	86%	4	100%
White	89	70%	35	83%
DeLand	359	73%	132	73%
Asian	7	71%	2	100%
Black	31	65%	14	86%
Hispanic/Latino	112	68%	36	67%
Native Hawaiian/Paci	1	100%		
Two or More Races	14	43%	6	33%
Unknown	9	89%	1	0%
White	185	78%	73	78%
Flagler	334	81%	159	81%
Asian	14	93%	2	100%
Black	33	76%	13	69%
Hispanic/Latino	59	76%	33	76%
Native Hawaiian/Paci			1	100%
Two or More Races	15	73%	9	89%
Unknown	5	80%	3	67%
White	208	83%	98	84%

Courses Success Rates vs. Campus & Race/Ethnicity	2019-2020		2020-2021	
	Attempted	% Successful	Attempted	% Successful
SLS1122	4150	77%	4635	75%
High School			955	84%
American Indian/Alas			3	67%
Asian			27	89%
Black			96	81%
Hispanic/Latino			224	77%
Two or More Races			34	94%
Unknown			32	94%
White			539	85%
New Smyrna Beach	176	81%	99	81%
Asian	2	100%	2	100%
Black	9	89%	5	40%
Hispanic/Latino	9	67%	6	50%
Two or More Races	13	85%	4	75%
Unknown	4	75%	6	100%
White	139	81%	76	84%
Online	790	77%	1976	67%
American Indian/Alas			6	50%
Asian	16	69%	40	73%
Black	86	69%	254	57%
Hispanic/Latino	125	79%	396	65%
Native Hawaiian/Paci	4	100%	4	25%
Two or More Races	32	72%	103	64%
Unknown	19	95%	50	72%
White	508	77%	1123	69%
SLS2281	183	92%	161	89%
Daytona	84	88%		
Asian	3	67%		
Black	15	87%		
Hispanic/Latino	19	79%		
Two or More Races	4	100%		
White	43	93%		
Flagler	50	100%	62	94%
Asian	1	100%	5	80%
Black	7	100%	6	100%
Hispanic/Latino	13	100%	9	89%
Two or More Races	4	100%	3	67%
Unknown	1	100%	2	100%
White	24	100%	37	97%

Source: IR Program Assessment Data

Indicates a success rate of 90% or higher

Indicates a success rate between 70% and 89%

Indicates a success rate below 70%

Course Success Rates by Campus and Race/Ethnicity (2 of 2)

Courses Success Rates vs. Campus and Race/Ethnicity	2019-2020		2020-2021	
	Attempted	% Successful	Attempted	% Successful
SLS2281	183	92%	161	89%
High School			22	91%
Hispanic/Latino			12	100%
Unknown			1	100%
White			9	78%
Online	49	92%	77	84%
Asian	1	100%	3	100%
Black	7	71%	20	65%
Hispanic/Latino	6	100%	21	90%
Native Hawaiian			1	100%
Two or More Races	1	100%	3	67%
White	34	94%	29	93%
SLS2301	345	92%	405	86%
Daytona	326	93%		
Asian	13	92%		
Black	19	100%		
Hispanic/Latino	68	85%		
Two or More Races	8	88%		
Unknown	15	93%		
White	203	95%		
High School			341	86%
American Indian			2	100%
Asian			10	80%
Black			45	76%
Hispanic/Latino			73	90%
Two or More Races			17	82%
Unknown			16	88%
White			178	87%
Online	19	84%	53	89%
Asian			2	100%
Black	5	40%	5	80%
Hispanic/Latino	2	100%	12	92%
Two or More Races	2	100%	1	100%
Unknown			3	67%
White	10	100%	30	90%

Courses Success Rates vs. Campus and Race/Ethnicity	2019-2020		2020-2021	
	Attempted	% Successful	Attempted	% Successful
SLS2301	345	92%	405	86%
Flagler			11	82%
Black			1	100%
Hispanic/Latino			3	100%
Unknown			1	0%
White			6	83%
SLS2505	67	78%	74	89%
Daytona	67	78%	64	94%
American Indian	1	100%		
Asian	2	100%	2	100%
Black	6	83%	4	75%
Hispanic/Latino	18	72%	20	100%
Two or More Races			2	100%
Unknown			2	100%
White	40	78%	34	91%
Online			10	60%
Black			1	0%
Hispanic/Latino			2	50%
White			7	71%
Grand Total	4745	79%	4635	75%

Course Success Rates by Modality and Race/Ethnicity (1 of 2)

Courses Success Rates vs. Campus and Race/Ethnicity	2019-2020		2020-2021	
	Attempted	% Successful	Attempted	% Successful
SLS1122	4150	77%	3995	74%
Online	790	77%	1976	67%
American Indian			6	50%
Asian	16	69%	40	73%
Black	86	69%	254	57%
Hispanic/Latino	125	79%	396	65%
Native Hawaiian/Paci	4	100%	4	25%
Two or More Races	32	72%	103	64%
Unknown	19	95%	50	72%
White	508	77%	1123	69%
Lecture	2162	78%	955	84%
American Indian/Alas	6	67%	3	67%
Asian	79	81%	27	89%
Black	258	67%	96	81%
Hispanic/Latino	444	76%	224	77%
Native Hawaiian/Paci	4	75%		
Two or More Races	90	71%	34	94%
Unknown	67	85%	32	94%
White	1214	80%	539	85%
Hybrid	1198	77%	1064	77%
Asian	28	86%	22	82%
Black	166	70%	116	70%
Hispanic/Latino	226	74%	230	74%
Native Hawaiian/Paci	3	100%	3	33%
Two or More Races	61	64%	49	69%
Unknown	26	85%	28	75%
White	688	81%	616	80%
SLS2281	183	92%	161	89%
Online	49	92%	77	84%
Asian	1	100%	3	100%
Black	7	71%	20	65%
Hispanic/Latino	6	100%	21	90%
Native Hawaiian			1	100%
Two or More Races	1	100%	3	67%
White	34	94%	29	93%

Courses Success Rates vs. Campus and Race/Ethnicity	2019-2020		2020-2021	
	Attempted	% Successful	Attempted	% Successful
SLS2281	183	92%	161	89%
Lecture	29	100%	22	91%
Hispanic/Latino	8	100%	12	100%
Unknown			1	100%
White	21	100%	9	78%
Hybrid	105	90%	62	94%
Asian	4	75%	5	80%
Black	22	91%	6	100%
Hispanic/Latino	24	83%	9	89%
Two or More Races	8	100%	3	67%
Unknown	1	100%	2	100%
White	46	93%	37	97%
SLS2301	345	92%	405	86%
Online	19	84%	53	89%
Asian			2	100%
Black	5	40%	5	80%
Hispanic/Latino	2	100%	12	92%
Two or More Races	2	100%	1	100%
Unknown			3	67%
White	10	100%	30	90%
Lecture	326	93%	341	86%
American Indian			2	100%
Asian	13	92%	10	80%
Black	19	100%	45	76%
Hispanic/Latino	68	85%	73	90%
Two or More Races	8	88%	17	82%
Unknown	15	93%	16	88%
White	203	95%	178	87%
Hybrid			11	82%
Black			1	100%
Hispanic/Latino			3	100%
Unknown			1	0%
White			6	83%

■ Indicates a success rate of 90% or higher
■ Indicates a success rate between 70% and 89%
■ Indicates a success rate below 70%

Course Success Rates by Modality and Race/Ethnicity (2 of 2)

Courses Success Rates vs. Campus and Race/Ethnicity	2019-2020		2020-2021	
	Attempted	% Successful	Attempted	% Successful
SLS2505	67	78%	74	89%
Online			10	60%
Black			1	0%
Hispanic/Latino			2	50%
White			7	71%
Hybrid	67	78%	64	94%
American Indian/Alas	1	100%		
Asian	2	100%	2	100%
Black	6	83%	4	75%
Hispanic/Latino	18	72%	20	100%
Two or More Races			2	100%
Unknown			2	100%
White	40	78%	34	91%
Grand Total	4745	79%	4635	75%

■ Indicates a success rate of 90% or higher
■ Indicates a success rate between 70% and 89%
■ Indicates a success rate below 70%

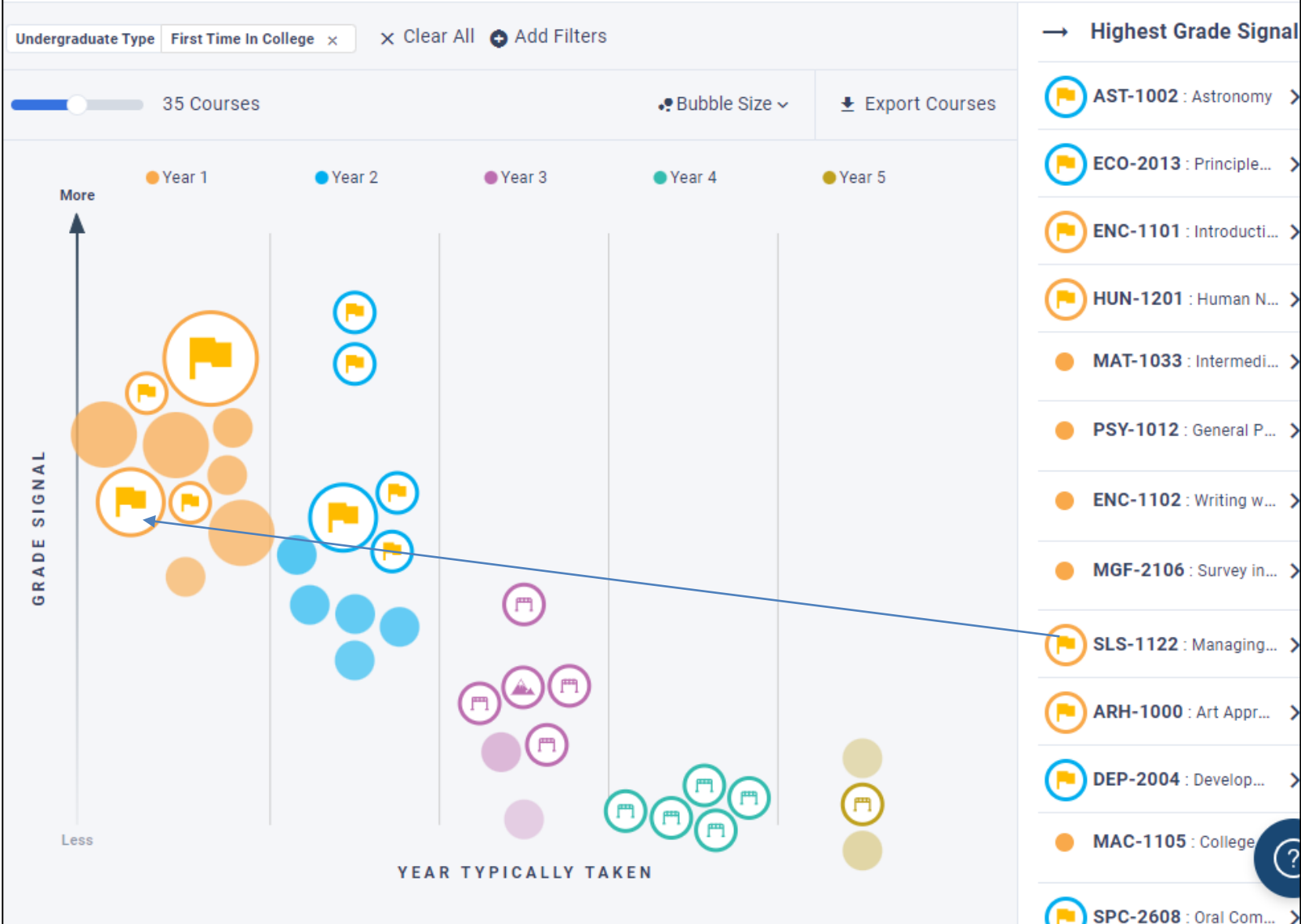
Civitas

9/27/2021

Explore courses where:

A student's course grade strongly signals graduation likelihood ▾

These are courses where a single letter-grade difference creates the biggest boost in graduation likelihood for an individual student. Advising students to prioritize these courses could increase their graduation likelihood.





DAYTONA STATE COLLEGE

2021-2022

Academic Affairs

Assessment Day and Program Guides

*How Does Assessment Day Data Impact
Program Requirements and Course Sequence*

Program Guides - Overview

- Given Assessment Day results, are there any changes needed to or desired for the Program Guide?
- Please Review:
 - Program Information
 - General Education Course Selections (if applicable)
 - Program Course Catalog Information
 - Program of Study (sequence of courses)

Program Guides – Information Review

- Mission statement
 - Does it accurately state the purpose and goals of the program?
- Description
 - Does it clearly portray the nature of the program and any unique characteristics (i.e. embedded certificates, industry certifications, program accreditations, etc.)?

Program Guides – General Ed. Review

- General Education Courses *(if applicable)*
 - Are the selection of courses aligned with the academic knowledge students need to be successful in the related field(s)/occupations?
 - Must be a minimum of 15 credit hours for A.S. programs *(F.A.C. 6A-10.024)*
 - A.S. programs must include at least one core course (Column I) from each general education subject area: Communications, Mathematics, Natural Science, Social Science and Humanities *(F.A.C. 6A-14.0303)*
 - A.S. programs must provide an opportunity for students entering the College to meet the Civic Literacy Competency requirement via course AMH2020 or POS2041 *(F.A.C. 6A-10.02413)*
 - Do the selection of courses allow for seamless transition to the Baccalaureate level (if applicable)?

Program Guides – Course Reqs. Review

- Program Specific Course Requirements
 - Are the courses relevant to the academic and technical skills required in the related field(s)/occupation(s)?
 - Are there any required courses offered by another department? If so, consult with that department on upcoming changes (if any).
 - Are there any courses that have not been offered in over 5 years?

Program Guides – Course Information Review

- Program Specific Course Catalog Information
 - Is the course description accurate?
 - Are the course prefix, number and/or title relevant?
 - Are the term offerings up-to-date?
 - Are the pre-requisite and co-requisite course assignments appropriate to what students need to know to be successful in the requisite (*required*) course?

Program Guide – Program of Study Review

- Program of Study
 - Is the sequence of courses structured from foundational to advanced content, as appropriate?
 - Does the sequence align with course, term offerings?
 - Does the sequence align with course, prerequisite/co-requisite assignments?
 - Are there any special notes/information missing, incorrect or desired?