



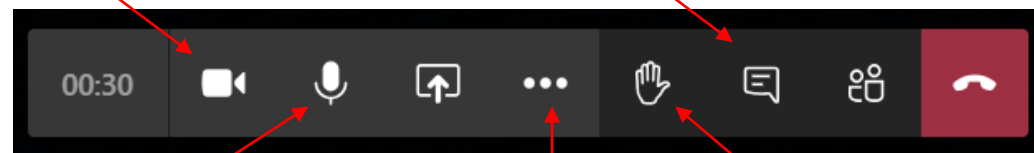
DAYTONA STATE COLLEGE

- Please **mute** your microphone when not speaking
- Utilize the **chat function** to share thoughts and pose questions during the session
- Utilize the **“Raise Hand”** feature to ask to be called on or to communicate that you are experiencing technical difficulties
- **Closed captioning** is available. Simply click on 3 dots and choose **“Turn on Live Captions”**
- This session is being recorded and will be available to all following the session

Turn video on/off

Show/hide chat

Leave session



Mute/unmute

Access closed captions

Raise hand

ASSESSMENT DAY

College of Arts and Sciences

School of World Languages and Speech

January 21, 2022

Strengths

Challenges

Recommendations

Academic Assessment

| | LEVEL | FOCUS | CONDUCTED BY | FREQUENCY |
|-------------------------------------|-------------------|--|---------------------------|---------------|
| Academic Success Committee | Program | <ul style="list-style-type: none"> Quality of assessment practices | Committee of peers | Years 1 & 2 |
| Instructional Program Review | Program / Cluster | <ul style="list-style-type: none"> Enrollment, retention, completion Industry certifications and job placement Program budget and staffing Advisory committees Curriculum changes | Committee of peers | Year 3 |
| Assessment Day | Course/ Program | <ul style="list-style-type: none"> Enrollment by demographics Graduation and retention Average class size Course success rate Placement rate SLOs, PLOs and ILOs | Program Chair and Faculty | Years 1, 2, 3 |

School of World Languages and Speech

Last Assessment Day Action Items

World Languages and Speech (10-02-2020)

- Mid-term check using Inspire to reduce W's;
- Reach out to the W-19 students (list will be provided by Dr. Gibson);

For Institutional Effectiveness:

- Karla to meet with Holly re: Inspire/mid-term contacts;
- Reach out to advising to convey the message about: flexibility with students, not abuse the flexibility faculty are offering, so student cannot wait until the last day and submit all assignments.

For Institutional Research:

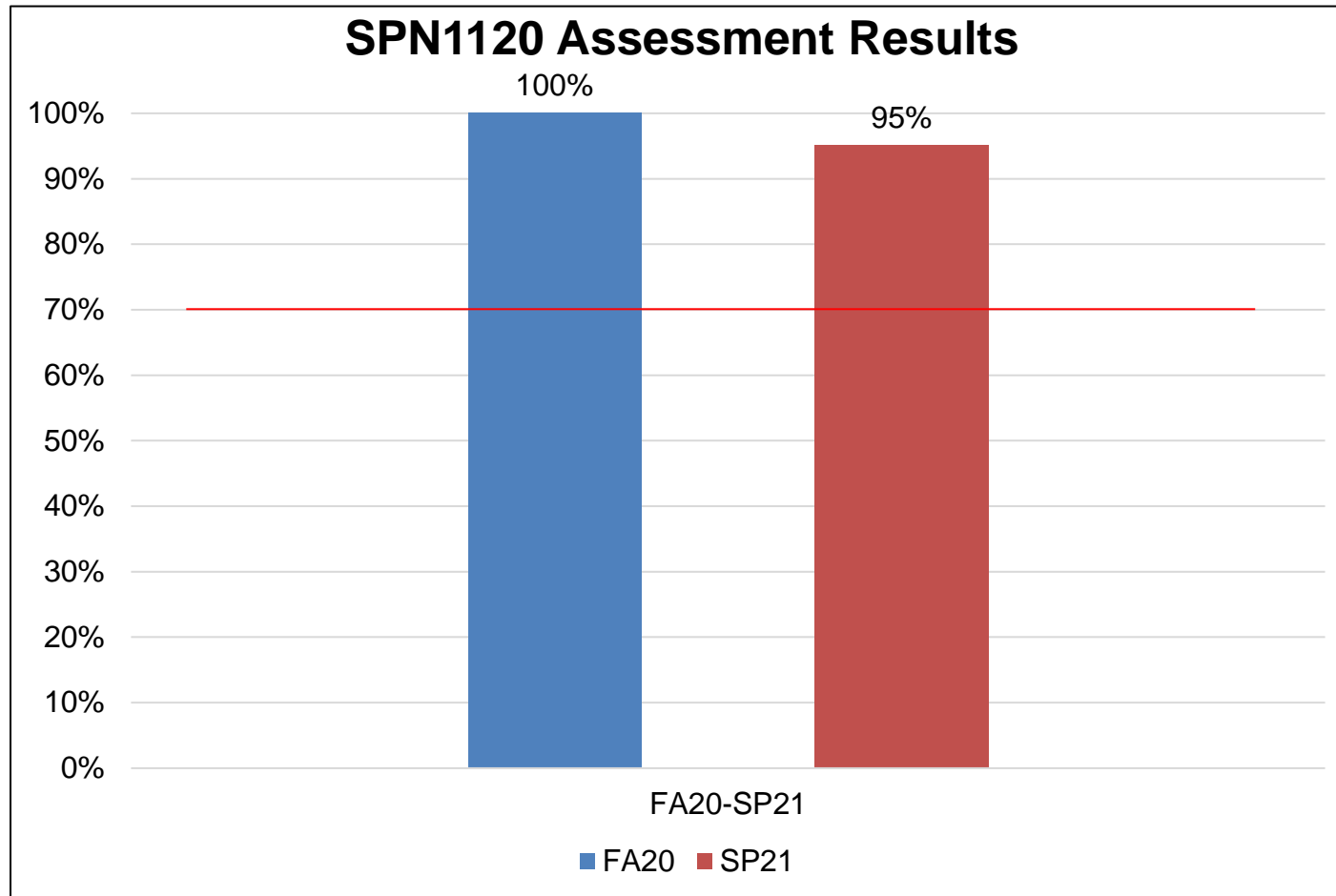
- Provide list of W-19 students

Course Assessment Data – SPN1120

The student will be able to:

1. Use Spanish structures and vocabulary appropriate to level to create original content (e.g., questions, statements, messages, poems, emails). (1,2)
2. Use Spanish structures and vocabulary appropriate to level and according to course content/outline to respond correctly. (2)
3. Compare cultural differences and similarities of the Spanish-speaking world and US. (3)
4. Use technology to reinforce Spanish structure and vocabulary, to research course materials, and to present findings. (4)

Course Assessment Data – SPN1120



2020-2021 Success Rate: 59%


SLO1: Use Spanish structures and vocabulary appropriate to level to create original content (e.g., questions, statements, messages, emails) . Target: 70% of student achieving 70% or higher.

Course Assessment Data – FRE1120

The student will be able to:

1. Use French structures and vocabulary appropriate to level to create original content (e.g., questions, statements, messages, poems, emails). (1)
2. Use French structures and vocabulary appropriate to level and according to course content/outline to respond correctly. (2)
3. Compare cultural differences and similarities of the Francophone world and US. (3)
4. Use technology to reinforce French structure and vocabulary, to research course materials, and to present findings. (4)

Course Assessment Data – FRE1120



2020-2021 Success Rate: 71%


2) Use French structures and vocabulary appropriate to level and according to course content/outline to respond correctly. Target: 70% of student achieving 70% or higher.

Course Assessment Data – FRE1121

The student will be able to:

1. Use French structures and vocabulary appropriate to level to create original content (e.g., questions, statements, messages, poems, emails). (1)
2. Use French structures and vocabulary appropriate to level and according to course content/outline to respond correctly. (2)
3. Compare cultural differences and similarities of the Francophone world and US. (3)
4. Use technology to reinforce French structure and vocabulary, to research course materials, and to present findings. (4)

Course Assessment Data – FRE1121



2020-2021 Success Rate: 94%

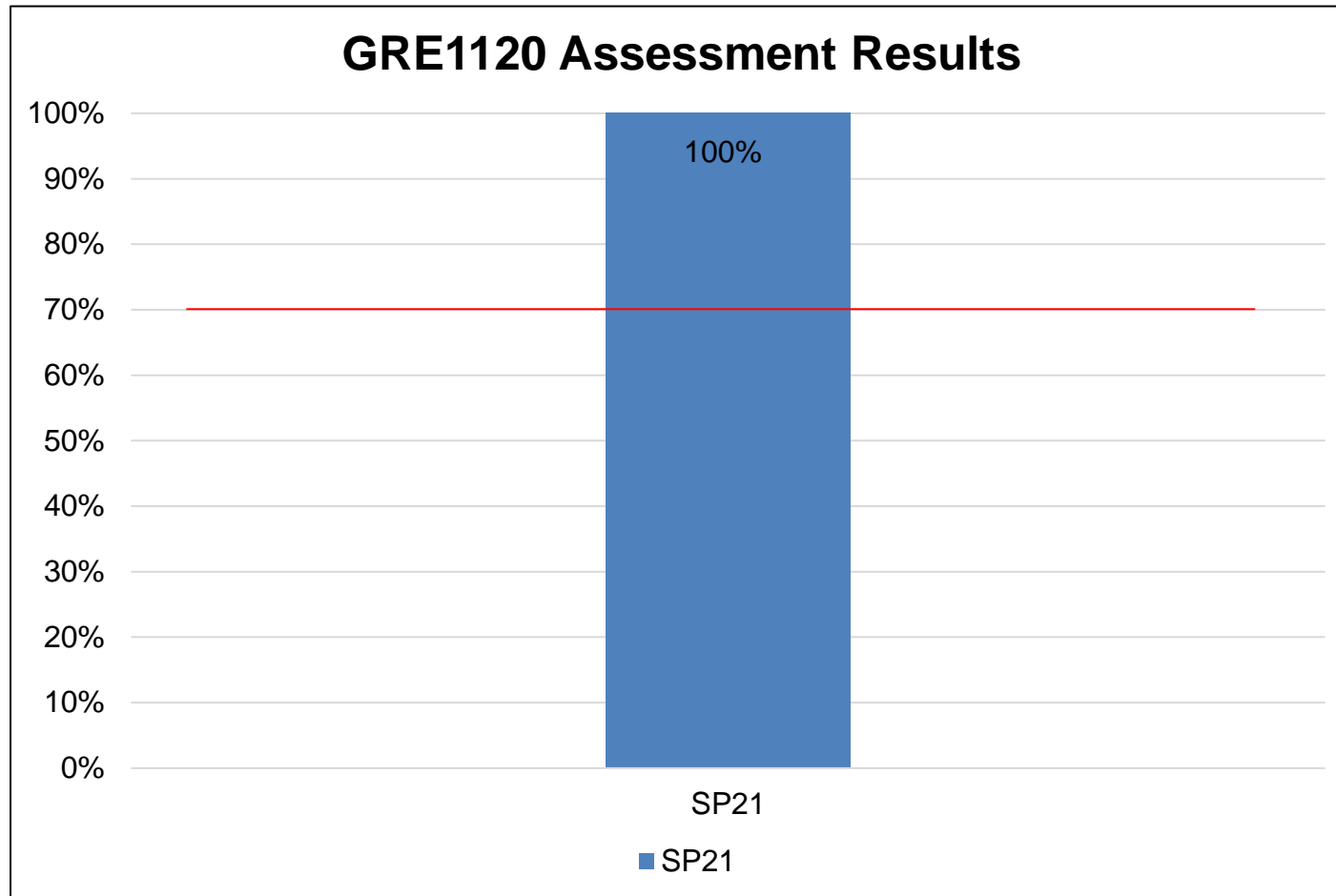
2) Use French structures and vocabulary appropriate to level and according to course content/outline to respond correctly. Target: 70% of student achieving 70% or higher.

Course Assessment Data – GRE1120

The student will be able to:

1. Use German structures and vocabulary appropriate to level to create original content (e.g., questions, statements, messages, poems, emails). (1)
2. Use German structures and vocabulary appropriate to level and according to course content/outline to respond correctly. (2)
3. Compare cultural differences and similarities of the German-speaking world and US. (3)
4. Use technology to reinforce German structure and vocabulary, to research course materials, and to present findings. (4)

Course Assessment Data – GRE1120



2020-2021 Success Rate: 79%


2) Use German structures and vocabulary appropriate to level and according to course content/outline to respond correctly. Target: 70% of student achieving 70% or higher.

Course Assessment Data – GRE1121

The student will be able to:

1. Use German structures and vocabulary appropriate to level to create original content (e.g., questions, statements, messages, poems, emails). (1)
2. Use German structures and vocabulary appropriate to level and according to course content/outline to respond correctly. (2)
3. Compare cultural differences and similarities of the German-speaking world and US. (3)
4. Use technology to reinforce German structure and vocabulary, to research course materials, and to present findings. (4)

Course Assessment Data – GRE1121



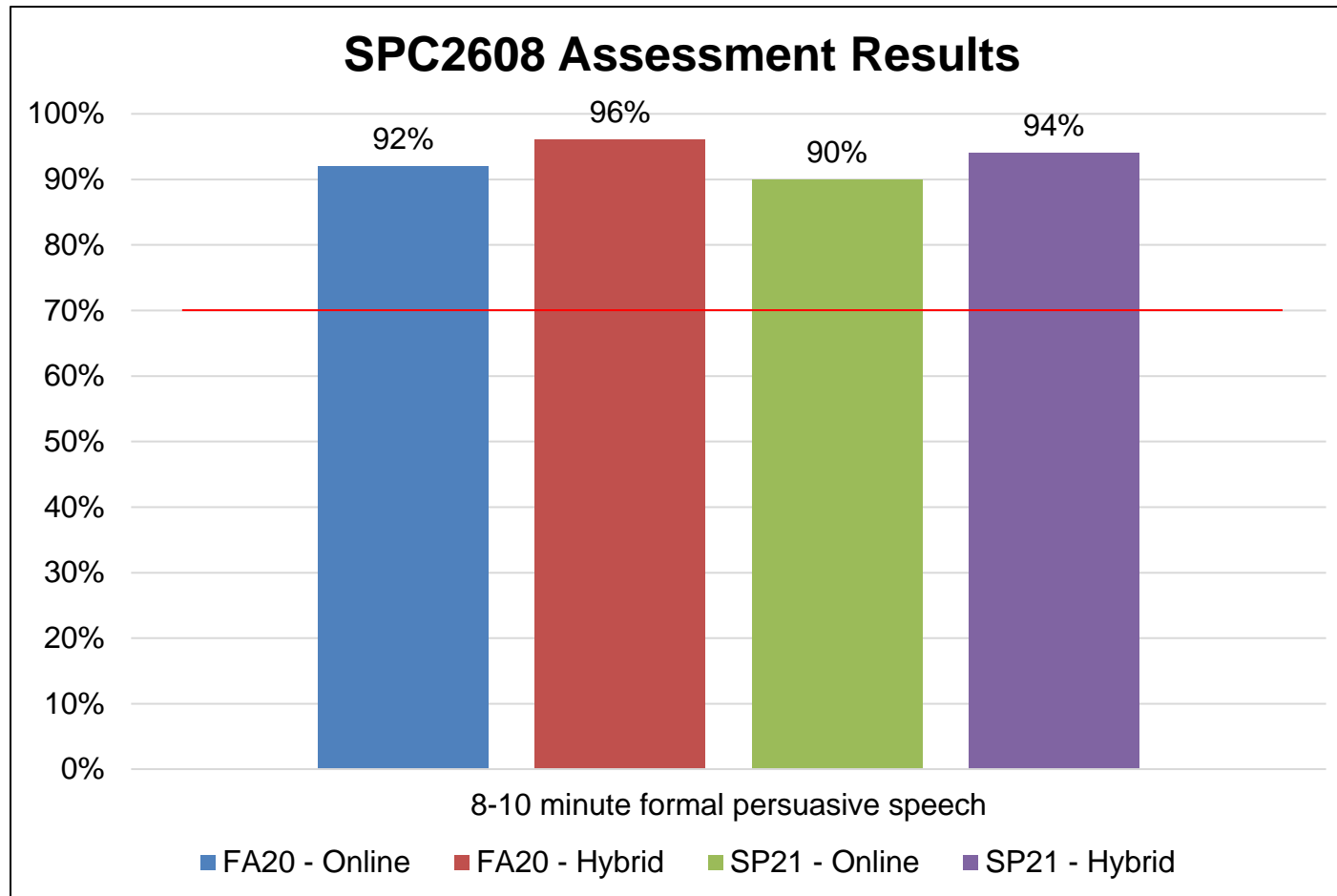
2020-2021 Success Rate: 83%

2) Use German structures and vocabulary appropriate to level and according to course content/outline to respond correctly. Target: 70% of student achieving 70% or higher.

Course Assessment Data – SPC2608

1. Present a variety of formal speeches in a logically and grammatically correct manner based on researched written outlines. *(1,2)*
2. Identify authoritative sources of information and share research through effective oral citations and correctly formatted MLA or APA reference page. *(1,4)*
3. Identify and demonstrate persuasive techniques with linguistic sensitivity for all cultures. *(1, 2)*
4. Demonstrate the effective use of visual aids, technical equipment and projected images. *(1, 2, 4)*
5. Increase listening skills and retention of information through constructive feedback to other students. *(1, 2)*

Course Assessment Data – SPC2608



2020-2021 Success Rate: 72%

Identify and demonstrate persuasive techniques with linguistic sensitivity for all cultures.
Target: *Students that gave their Persuasive Speech will earn 70% or higher in both online and hybrid classes for fall 20 and spring 21.*

Course Assessment Data – ASL2140

The student will be able to:

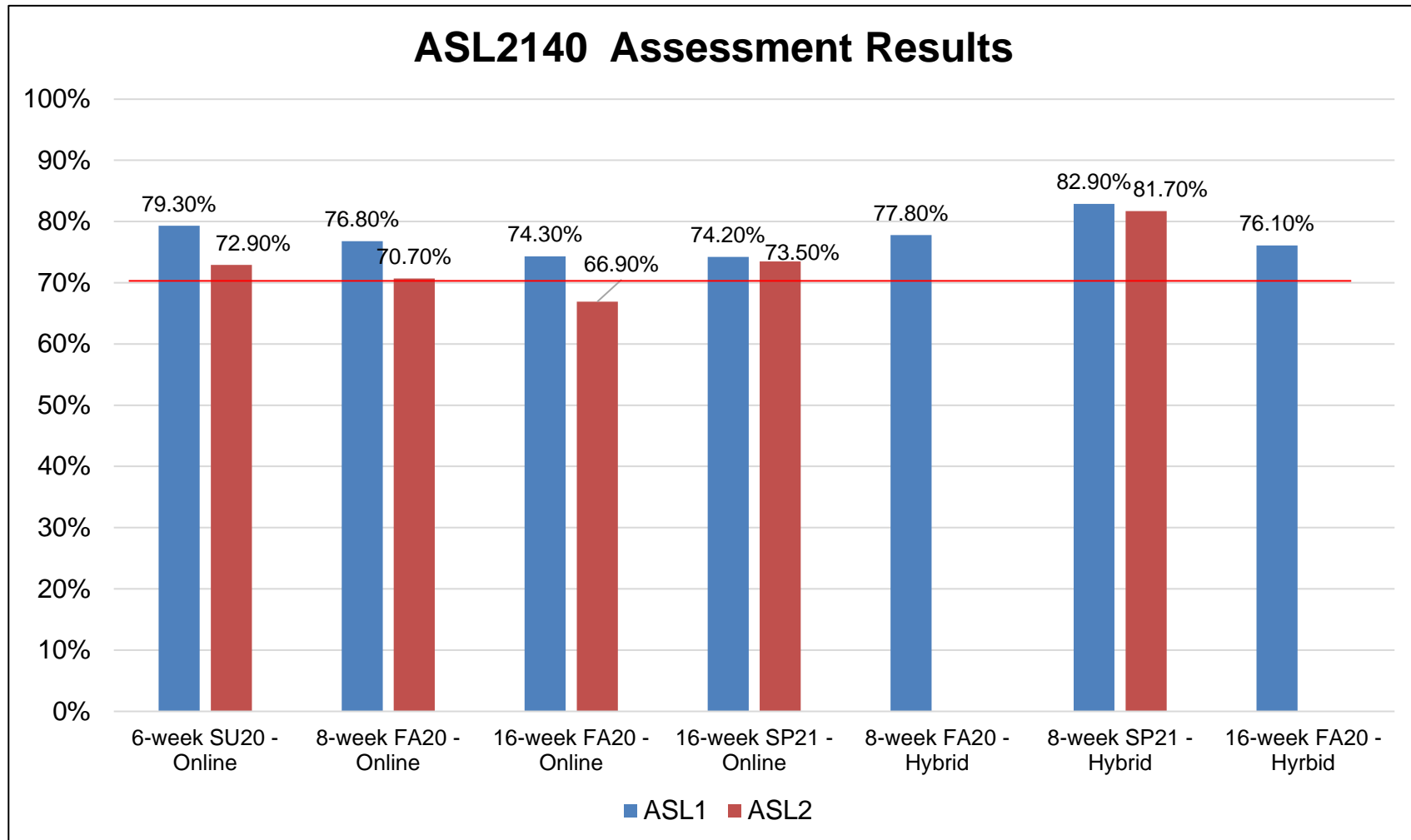
1. Use ASL structures and vocabulary appropriate to level to create original expressive content (e.g., questions, statements, descriptions) (1)
2. Use ASL structures and vocabulary appropriate to level and according to course content/outline to receive input and express output correctly. (2)
3. Compare the differences and similarities of the Deaf and hearing cultures in the US. (3)
4. Use technology to reinforce ASL structure and vocabulary, to research course materials, and to present findings. (4)

Course Assessment Data – ASL2150

The student will be able to:

1. Use ASL structures and vocabulary appropriate to level to create original expressive content (e.g., questions, statements, descriptions) (1)
2. Use ASL structures and vocabulary appropriate to level and according to course content/outline to receive input and express output correctly. (2)
3. Compare the differences and similarities of the Deaf and hearing cultures in the US. (3)
4. Use technology to reinforce ASL structure and vocabulary, to research course materials, and to present findings. (4)

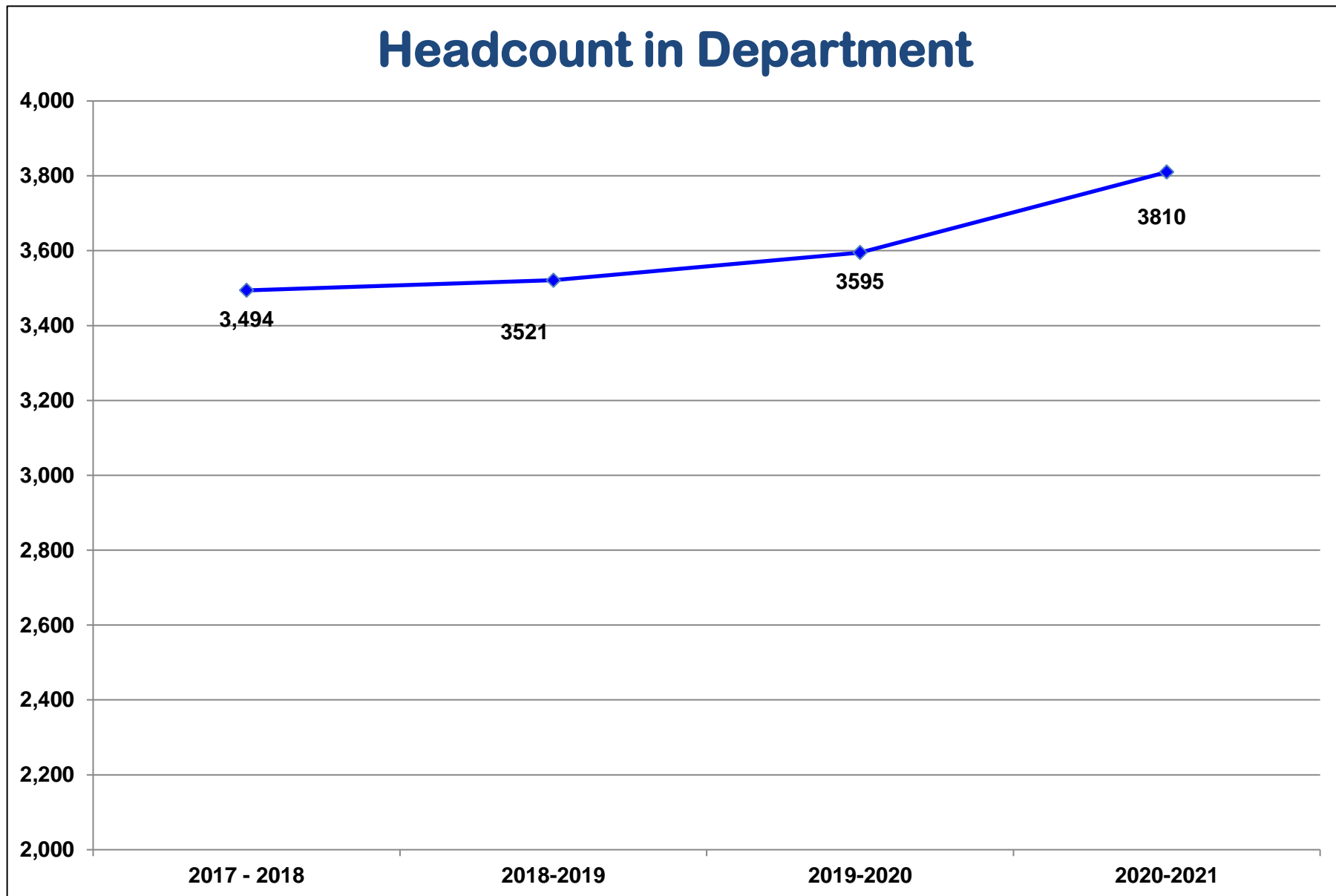
Course Assessment Data – ASL2140 and ASL2150



2020-2021 ASL2150 Success Rate: 68%

2020-2021 ASL2140 Success Rate: 47%

SLO2: Use ASL structures and vocabulary appropriate to level and according to course content/outline to receive input and express output correctly. Target: *Students will earn a grade of 70% or higher on Unit 3 receptive (comprehension) tests and Unit 6 receptive (comprehension) tests that meet the specific student*



Dual Enrollment count for 2020-2021: 659

Headcount in department includes students taking courses in the department.

Source: IR Program Assessment Data

Course Success Rates

| Courses | 2017-2018 | | 2018-2019 | | 2019-2020 | | 2020-2021 | |
|--------------|-------------|--------------|-------------|--------------|-------------|--------------|-------------|--------------|
| | Attempted | % Successful | Attempted | % Successful | Attempted | % Successful | Attempted | % Successful |
| ASL2140 | 238 | 72% | 319 | 72% | 326 | 65% | 379 | 47% |
| ASL2150 | 198 | 85% | 174 | 87% | 179 | 79% | 152 | 68% |
| ASL2160 | 20 | 85% | 15 | 87% | 11 | 100% | | |
| ASL2200 | 16 | 94% | 9 | 100% | 7 | 86% | | |
| ASL2510 | | | | | 9 | 100% | | |
| ASL2905 | | | | | | | 1 | 100% |
| EPA1500 | | | | | 6 | 100% | 1 | 100% |
| EAP1501 | | | 12 | 92% | | | | |
| EPA1520 | | | | | 7 | 100% | | |
| EAP1585 | | | | | 8 | 88% | 1 | 100% |
| EAP1600 | | | | | 5 | 100% | 2 | 100% |
| EAP1620 | 14 | 79% | 13 | 100% | 3 | 100% | 3 | 100% |
| EAP1640 | 11 | 91% | 15 | 73% | | | | |
| EAP1660 | | | 11 | 91% | | | | |
| EAP1685 | | | | | 5 | 80% | 4 | 100% |
| FRE1120 | 28 | 64% | 21 | 81% | 22 | 82% | 21 | 71% |
| FRE1121 | 19 | 63% | 13 | 92% | 16 | 94% | 18 | 94% |
| FRE2220 | 7 | 100% | 10 | 100% | | | | |
| FRE2221 | 7 | 100% | 7 | 100% | | | | |
| GER1120 | 23 | 78% | 13 | 85% | 19 | 79% | 24 | 79% |
| GER1121 | 14 | 100% | 8 | 100% | 11 | 91% | 12 | 83% |
| ITA2905 | | | | | | | | |
| SPC2608 | 2741 | 83% | 2833 | 82% | 2891 | 82% | 3091 | 72% |
| SPN1120 | 540 | 67% | 501 | 66% | 483 | 70% | 601 | 59% |
| SPN1121 | 346 | 78% | 297 | 79% | 306 | 79% | 390 | 77% |
| SPN2220 | 16 | 100% | 3 | 100% | 2 | 100% | 15 | 93% |
| SPN2221 | 16 | 100% | | | 1 | 100% | 7 | 86% |
| SPN2905 | 1 | 100% | | | 1 | 100% | | |
| Total | 4255 | 80% | 4274 | 80% | 4318 | 79% | 4722 | 69% |



Indicates a success rate of 90% or higher
Indicates a success rate between 70% and 89%
Indicates a success rate below 70%

Course Success Rate by Campus – Multiple Campuses Only

| Courses and Campus | 2017-2018* | | 2018-2019* | | 2019-2020* | | 2020-2021 | | |
|--------------------|------------------|--------------|------------|--------------|------------|--------------|-----------|--------------|------|
| | Attempted | % Successful | Attempted | % Successful | Attempted | % Successful | Attempted | % Successful | |
| ASL2140 | Daytona | 189 | 72% | 261 | 71% | 233 | 62% | 69 | 57% |
| | Deland | 26 | 69% | 21 | 81% | 23 | 87% | 18 | 50% |
| | Flagler/Palm Cst | | | 20 | 70% | 59 | 66% | 28 | 57% |
| | New Smyrna Beach | 23 | 74% | 17 | 82% | 11 | 82% | 14 | 71% |
| | Online | | | | | | | 250 | 42% |
| ASL2150 | Daytona | 146 | 86% | 152 | 88% | 122 | 77% | 30 | 83% |
| | Deland | 33 | 91% | 8 | 88% | 13 | 77% | | |
| | Flagler/Palm Cst | | | | | 36 | 86% | 4 | 100% |
| | New Smyrna Beach | 19 | 74% | 14 | 71% | 8 | 88% | | |
| | Online | | | | | | | 118 | 64% |
| SPC2608 | Daytona | 1078 | 86% | 1135 | 84% | 1094 | 85% | 350 | 80% |
| | Deland | 524 | 83% | 499 | 85% | 498 | 83% | 122 | 79% |
| | Deltona | 192 | 89% | 164 | 84% | 190 | 83% | 49 | 67% |
| | Flagler/Palm Cst | 386 | 89% | 394 | 87% | 398 | 89% | 127 | 84% |
| | NJC | | | | | | | 25 | 84% |
| | New Smyrna Beach | 175 | 79% | 238 | 83% | 245 | 78% | 68 | 82% |
| Online | | | | | | | 2350 | 70% | |
| SPN1120 | Daytona | 239 | 75% | 195 | 67% | 207 | 68% | 48 | 60% |
| | Deland | 95 | 74% | 74 | 76% | 86 | 77% | 53 | 62% |
| | Deltona | 18 | 61% | 23 | 57% | | | | |
| | Flagler/Palm Cst | 38 | 63% | 42 | 74% | | | 14 | 93% |
| | New Smyrna Beach | 22 | 73% | 8 | 75% | 13 | 77% | | |
| Online | | | | | | | 486 | 58% | |
| SPN1121 | Daytona | 164 | 82% | 122 | 76% | 77 | 84% | 27 | 85% |
| | Deland | 62 | 85% | 51 | 73% | 66 | 85% | 16 | 88% |
| | Deltona | 12 | 75% | 14 | 79% | | | | |
| | Flagler/Palm Cst | 19 | 68% | 17 | 65% | | | 6 | 83% |
| | New Smyrna Beach | 15 | 87% | | | | | | |
| Online | | | | | | | 341 | 76% | |






■ Indicates a success rate of 90% or higher
■ Indicates a success rate between 70% and 89%
■ Indicates a success rate below 70%

*Online is excluded

Source: IR Program Assessment Data

School Course Success Rate by Campus – Overall




| Campus | 2017-2018 | | 2018-2019 | | 2019-2020 | | 2020-2021 | |
|------------------|--------------|--------------|--------------|--------------|--------------|--------------|-------------|--------------|
| | Attempted | % Successful | Attempted | % Successful | Attempted | % Successful | Attempted | % Successful |
| Daytona | 2,008 | 83% | 2,006 | 81% | 1,863 | 80% | 554 | 76% |
| Deland | 222 | 86% | 653 | 83% | 686 | 82% | 209 | 73% |
| Deltona | 740 | 82% | 201 | 81% | 190 | 83% | 49 | 67% |
| Flagler/Palm Cst | 443 | 86% | 473 | 84% | 493 | 86% | 179 | 81% |
| NCJ | | | | | | | 25 | 84% |
| New Smyrna Beach | 254 | 78% | 277 | 82% | 277 | 78% | 82 | 80% |
| Online | 588 | 61% | 664 | 69% | 809 | 71% | 3624 | 67% |
| Total | 4,255 | 80% | 4,274 | 80% | 4,318 | 79% | 4722 | 69% |

 Indicates a success rate of 90% or higher
 Indicates a success rate between 70% and 89%
 Indicates a success rate below 70%

Source: IR Program Assessment Data

Course Success Rate by Instructional Method – Multiple Methods Only (1 of 2)

| Courses and Instructional Method | | 2017-2018 | | 2018-2019 | | 2019-2020 | | 2020-2021 | |
|----------------------------------|---------|-----------|--------------|-----------|--------------|-----------|--------------|-----------|--------------|
| | | Attempted | % Successful | Attempted | % Successful | Attempted | % Successful | Attempted | % Successful |
| ASL2140 | Hybrid | 44 | 84% | 90 | 72% | 163 | 67% | 129 | 57% |
| | Lecture | 194 | 70% | 229 | 72% | 163 | 63% | | |
| | Online | | | | | | | 250 | 42% |
| ASL2150 | Hybrid | 49 | 88% | 71 | 94% | 97 | 84% | 34 | 85% |
| | Lecture | 149 | 85% | 103 | 82% | 82 | 74% | | |
| | Online | | | | | | | 118 | 64% |
| FRE1120 | Hybrid | 28 | 64% | 21 | 81% | | | | |
| | Lecture | | | | | | | | |
| | Online | | | | | | | 21 | 71% |
| FRE1121 | Hybrid | 19 | 63% | 13 | 92% | | | | |
| | Lecture | | | | | | | | |
| | Online | | | | | | | 18 | 94% |
| FRE2220 | Lecture | 7 | 100% | 6 | 100% | | | | |
| | Online | | | 1 | 100% | | | | |

 Indicates a success rate of 90% or higher
 Indicates a success rate between 70% and 89%
 Indicates a success rate below 70%

Course Success Rate by Instructional Method – Multiple Methods Only (2 of 2)

| Courses and Instructional Method | | 2017-2018 | | 2018-2019 | | 2019-2020 | | 2020-2021 | |
|----------------------------------|---------|-----------|--------------|-----------|--------------|-----------|--------------|-----------|--------------|
| | | Attempted | % Successful | Attempted | % Successful | Attempted | % Successful | Attempted | % Successful |
| SPC2608 | Hybrid | 768 | 84% | 1,090 | 82% | 1,202 | 83% | 725 | 80% |
| | Lecture | 1,587 | 87% | 1,340 | 86% | 1,223 | 85% | 16 | 69% |
| | Online | 386 | 64% | 403 | 67% | 466 | 70% | 2350 | 70% |
| SPN1120 | Hybrid | 412 | 73% | 342 | 69% | 126 | 79% | 115 | 65% |
| | Lecture | | | | | 180 | 64% | | |
| | Online | 128 | 49% | 159 | 60% | 177 | 69% | 486 | 58% |
| SPN1121 | Hybrid | 272 | 82% | 204 | 75% | 69 | 90% | 49 | 86% |
| | Lecture | | | | | 74 | 80% | | |
| | Online | 74 | 64% | 93 | 88% | 162 | 73% | 341 | 76% |
| SPN2220 | Hybrid | | | | | | | | |
| | Lecture | 16 | 100% | | | | | | |
| | Online | | | 3 | 100% | | | 15 | 93% |
| DSC | Hybrid | | 83% | | 83% | | 80% | | 91% |
| | Lecture | | 83% | | 82% | | 82% | | 80% |
| | Online | | 78% | | 80% | | 81% | | 79% |

■ Indicates a success rate of 90% or higher
■ Indicates a success rate between 70% and 89%
■ Indicates a success rate below 70%

School Course Success Rate by Instructional Method

| Courses and Instructional Method | 2017-2018 | | 2018-2019 | | 2019-2020 | | 2020-2021 | |
|----------------------------------|--------------|--------------|--------------|--------------|--------------|--------------|--------------|--------------|
| | Attempted | % Successful | Attempted | % Successful | Attempted | % Successful | Attempted | % Successful |
| DIS | | | | | 5 | 100% | | |
| Hybrid | 1,629 | 81% | 1,852 | 79% | 1,979 | 80% | 1052 | 76% |
| Lecture | 2,038 | 85% | 1,758 | 84% | 1,529 | 82% | 16 | 69% |
| Online | 588 | 61% | 664 | 69% | 805 | 71% | 3654 | 67% |
| Total | 4,255 | 80% | 4,274 | 80% | 4,318 | 79% | 4,722 | 69% |

■ Indicates a success rate of 90% or higher
■ Indicates a success rate between 70% and 89%
■ Indicates a success rate below 70%

Course Success Rates- Multiple Sessions or Sub-sessions Only (1 of 2)

| Courses and Sub-session | | | 2017-2018 | | 2018-2019 | | 2019-2020 | | 2020-2021 | |
|-------------------------|----|-----------|-----------|--------------|-----------|--------------|-----------|--------------|-----------|--------------|
| | | | Attempted | % Successful | Attempted | % Successful | Attempted | % Successful | Attempted | % Successful |
| ASL2140 | FA | A term | | | 46 | 74% | 64 | 73% | 60 | 50% |
| | | Full term | 124 | 69% | 108 | 74% | 98 | 70% | 126 | 39% |
| | SP | A term | 44 | 84% | 44 | 70% | 65 | 66% | 49 | 69% |
| | | Full term | 50 | 66% | 86 | 64% | 65 | 52% | 95 | 45% |
| | SU | Full term | 20 | 80% | 35 | 86% | 34 | 56% | 49 | 47% |
| ASL2150 | FA | B term | | | 43 | 91% | 55 | 82% | 29 | 62% |
| | | Full term | 69 | 83% | 20 | 85% | 25 | 76% | 29 | 59% |
| | SP | B term | 49 | 88% | 28 | 100% | 42 | 86% | 26 | 88% |
| | | Full term | 54 | 80% | 67 | 82% | 42 | 76% | 42 | 62% |
| | SU | Full term | 26 | 100% | 16 | 75% | 15 | 67% | 26 | 77% |
| EAP1500 | FA | Full term | | | | | 3 | 100% | | |
| | SP | Full term | | | | | 3 | 100% | 1 | 100% |
| EAP1501 | FA | Full term | | | 7 | 86% | | | | |
| | SP | Full term | | | 5 | 100% | | | | |
| EAP1520 | FA | Full term | | | | | 4 | 100% | | |
| | SP | Full term | | | | | 3 | 100% | | |
| EAP1585 | FA | Full term | | | | | 5 | 80% | | |
| | SP | Full term | | | | | 3 | 100% | 1 | 100% |
| EAP1600 | FA | Full term | | | | | 1 | 100% | | |
| | SP | Full term | | | | | 4 | 100% | 2 | 100% |
| EAP1620 | FA | Full term | 10 | 80% | 10 | 100% | | | | |
| | SP | Full term | 4 | 75% | 3 | 100% | 3 | 100% | 3 | 100% |
| EAP1640 | FA | Full term | 9 | 89% | 11 | 73% | | | | |
| | SP | Full term | 2 | 100% | 4 | 75% | | | | |
| EAP1660 | FA | Full term | | | 8 | 100% | | | | |
| | SP | Full term | | | 3 | 67% | | | | |
| EAP1685 | FA | Full term | | | | | 2 | 100% | | |
| | SP | Full term | | | | | 3 | 67% | 4 | 100% |

■ Indicates a success rate of 90% or higher
■ Indicates a success rate between 70% and 89%
■ Indicates a success rate below 70%

Course Success Rates- Multiple Sessions or Sub-sessions Only (2 of 2)

| Courses and Sub-session | | 2017-2018 | | 2018-2019 | | 2019-2020 | | 2020-2021 | |
|-------------------------|--------------|-----------|--------------|-----------|--------------|-----------|--------------|-----------|--------------|
| | | Attempted | % Successful | Attempted | % Successful | Attempted | % Successful | Attempted | % Successful |
| SPC2608 | A term | 136 | 83% | 170 | 88% | 165 | 89% | 137 | 83% |
| | FA B term | 168 | 76% | 135 | 80% | 154 | 82% | 232 | 60% |
| | Full term | 906 | 82% | 918 | 83% | 826 | 82% | 887 | 71% |
| | A term | 166 | 86% | 164 | 88% | 146 | 88% | 120 | 84% |
| | SP B term | 162 | 78% | 183 | 77% | 237 | 78% | 219 | 73% |
| | Full term | 754 | 80% | 747 | 78% | 837 | 76% | 846 | 69% |
| | SU Full term | 449 | 90% | 516 | 85% | 526 | 89% | 650 | 77% |
| SPN1120 | A term | 45 | 80% | 46 | 70% | 41 | 66% | 48 | 69% |
| | FA B term | 35 | 60% | 15 | 60% | | | 19 | 47% |
| | Full term | 176 | 60% | 152 | 59% | 147 | 64% | 161 | 55% |
| | A term | 85 | 71% | 61 | 75% | 25 | 88% | 62 | 71% |
| | SP Full term | 90 | 66% | 143 | 62% | 167 | 69% | 166 | 51% |
| | SU Full term | 109 | 76% | 84 | 80% | 103 | 77% | 145 | 67% |
| SPN1121 | B term | 38 | 84% | 37 | 59% | 37 | 73% | 43 | 84% |
| | FA Full term | 60 | 82% | 61 | 79% | 58 | 59% | 65 | 75% |
| | B term | 67 | 73% | 55 | 75% | 19 | 89% | 40 | 85% |
| | SP Full term | 110 | 86% | 95 | 84% | 112 | 82% | 108 | 62% |
| | SU Full term | 71 | 63% | 49 | 88% | 80 | 89% | 134 | 85% |
| SPN2220 | FA A term | | | | | | | 1 | 100% |
| | SP A term | | | | | | | 3 | 67% |
| | SU Full term | | | | | | | 11 | 100% |
| SPN2221 | FA B term | | | | | | | 3 | 67% |
| | SP B term | | | | | | | 4 | 100% |

School Course Success Rates by Sessions or Sub-sessions

| Sessions & Sub-sessions | | 2017-2018 | | 2018-2019 | | 2019-2020 | | 2020-2021 | |
|-------------------------|-----------|-----------|--------------|-----------|--------------|-----------|--------------|-----------|--------------|
| | | Attempted | % Successful | Attempted | % Successful | Attempted | % Successful | Attempted | % Successful |
| FA | A term | 181 | 82% | 262 | 82% | 270 | 82% | 246 | 72% |
| | B term | 242 | 75% | 230 | 77% | 246 | 80% | 326 | 63% |
| | Full term | 1,448 | 78% | 1357 | 80% | 1231 | 78% | 1313 | 66% |
| SP | A term | 295 | 81% | 269 | 82% | 236 | 82% | 234 | 77% |
| | B term | 278 | 79% | 266 | 79% | 298 | 80% | 289 | 76% |
| | Full term | 1,136 | 79% | 1190 | 77% | 1277 | 75% | 1298 | 65% |
| SU | Full term | 675 | 85% | 700 | 84% | 760 | 85% | 1016 | 75% |
| Total | | 4,255 | 80% | 4,274 | 80% | 4,318 | 79% | 4722 | 69% |

■ Indicates a success rate of 90% or higher
■ Indicates a success rate between 70% and 89%
■ Indicates a success rate below 70%

Course Success Rates by IM and Sessions/Sub-sessions (1 of 3)

| Course, IM and Session/Sub-session | 2018-2019 | | 2019-2020 | | 2020-2021 | |
|------------------------------------|-----------|---------|-----------|---------|-----------|---------|
| | Attempt | Success | Attempt | Success | Attempt | Success |
| ASL2140 | 319 | 72% | 326 | 65% | 379 | 47% |
| Lecture | 229 | 72% | 163 | 63% | | |
| Summer | 35 | 86% | | | | |
| Fall | 108 | 74% | 98 | 70% | | |
| Full term | 108 | 74% | 98 | 70% | | |
| Spring | 86 | 64% | 65 | 52% | | |
| Full term | 86 | 64% | 65 | 52% | | |
| Hybrid | 46 | 74% | 163 | 67% | 129 | 57% |
| Fall | 46 | 74% | 64 | 73% | 61 | 43% |
| Full term | | | | | 50 | 46% |
| A term | 46 | 74% | 64 | 73% | 11 | 27% |
| Spring | | | 65 | 66% | 68 | 71% |
| Full term | | | | | 19 | 74% |
| A term | | | 65 | 66% | 49 | 69% |
| Summer | | | 34 | 56% | | |
| Online | | | | | 250 | 42% |
| Fall | | | | | 125 | 42% |
| Full term | | | | | 76 | 34% |
| A term | | | | | 49 | 55% |
| Spring | | | | | 76 | 38% |
| Full term | | | | | 76 | 38% |
| Summer | | | | | 49 | 47% |
| ASL2150 | 174 | 87% | 179 | 79% | 152 | 68% |
| Lecture | 103 | 82% | 82 | 74% | 34 | 85% |
| Summer | 16 | 75% | 15 | 67% | | |
| Fall | 20 | 85% | 25 | 76% | 8 | 75% |
| Full term | 20 | 85% | 25 | 76% | 8 | 75% |
| Spring | 67 | 82% | 42 | 76% | 26 | 88% |
| Full term | 67 | 82% | 42 | 76% | 26 | 88% |
| Hybrid | 43 | 91% | 97 | 84% | | |
| Fall | 43 | 91% | 55 | 82% | | |
| B term | 43 | 91% | 55 | 82% | | |
| Spring | | | 42 | 86% | | |
| B term | | | 42 | 86% | | |
| Online | | | | | 118 | 64% |
| Fall | | | | | 50 | 58% |
| Full term | | | | | 21 | 52% |
| B term | | | | | 29 | 62% |
| Spring | | | | | 42 | 62% |
| Full term | | | | | 42 | 62% |
| Summer | | | | | 26 | 77% |

| Course, IM and Session/Sub-session | 2018-2019 | | 2019-2020 | | 2020-2021 | |
|------------------------------------|-----------|---------|-----------|---------|-----------|---------|
| | Attempt | Success | Attempt | Success | Attempt | Success |
| ASL2905 | | | | | 1 | 100% |
| Online | | | | | 1 | 100% |
| Summer | | | | | 1 | 100% |
| EAP1500 | | | 6 | 100% | | |
| Lecture | | | 6 | 100% | | |
| Fall | | | 3 | 100% | | |
| Full term | | | 3 | 100% | | |
| Spring | | | 3 | 100% | | |
| Full term | | | 3 | 100% | | |
| Online | | | | | 1 | 100% |
| Spring | | | | | 1 | 100% |
| Full term | | | | | 1 | 100% |
| EAP1585 | | | | | 1 | 100% |
| Online | | | | | 1 | 100% |
| Spring | | | | | 1 | 100% |
| Full term | | | | | 1 | 100% |
| EAP1600 | | | 5 | 100% | 2 | 100% |
| Online | | | | | 2 | 100% |
| Spring | | | | | 2 | 100% |
| Full term | | | | | 2 | 100% |
| Lecture | | | 5 | 100% | | |
| Fall | | | 1 | 100% | | |
| Full term | | | 1 | 100% | | |
| Spring | | | 4 | 100% | | |
| Full term | | | 4 | 100% | | |
| EAP1620 | 13 | 100% | 3 | 100% | 3 | 100% |
| Online | | | | | 3 | 100% |
| Spring | | | | | 3 | 100% |
| Full term | | | | | 3 | 100% |
| Lecture | 13 | 100% | 3 | 100% | | |
| Fall | 10 | 100% | | | | |
| Full term | 10 | 100% | | | | |
| Spring | 3 | 100% | 3 | 100% | | |
| Full term | 3 | 100% | 3 | 100% | | |

Course Success Rates by IM and Sessions/Sub-sessions (2 of 3)

| Course, IM and Session/Sub-session | 2018-2019 | | 2019-2020 | | 2020-2021 | |
|------------------------------------|-----------|---------|-----------|---------|-----------|---------|
| | Attempt | Success | Attempt | Success | Attempt | Success |
| EAP1685 | | | 5 | 80% | 4 | 100% |
| Online | | | | | 4 | 100% |
| Spring | | | | | 4 | 100% |
| Full term | | | | | 4 | 100% |
| Lecture | | | 5 | 80% | | |
| Fall | | | 2 | 100% | | |
| Full term | | | 2 | 100% | | |
| Spring | | | 3 | 67% | | |
| Full term | | | 3 | 67% | | |
| FRE1120 | 21 | 81% | 22 | 82% | 21 | 71% |
| Online | | | | | 21 | 71% |
| Fall | | | | | 21 | 71% |
| Full term | | | | | 21 | 71% |
| Hybrid | 21 | 81% | 22 | 82% | | |
| Fall | 21 | 81% | 22 | 82% | | |
| Full term | 21 | 81% | 22 | 82% | | |
| FRE1121 | 13 | 92% | 16 | 94% | 18 | 94% |
| Online | | | | | 18 | 94% |
| Spring | | | | | 18 | 94% |
| Full term | | | | | 18 | 94% |
| WA | 13 | 92% | 16 | 94% | | |
| Spring | 13 | 92% | 16 | 94% | | |
| Full term | 13 | 92% | 16 | 94% | | |
| GER1120 | 13 | 85% | 19 | 79% | 24 | 79% |
| Online | | | | | 24 | 79% |
| Fall | | | | | 24 | 79% |
| Full term | | | | | 24 | 79% |
| Hybrid | 13 | 85% | 19 | 79% | | |
| Fall | 13 | 85% | 19 | 79% | | |
| Full term | 13 | 85% | 19 | 79% | | |
| GER1121 | 8 | 100% | 11 | 91% | 12 | 83% |
| Online | | | | | 12 | 83% |
| Spring | | | | | 12 | 83% |
| Full term | | | | | 12 | 83% |
| WA | 8 | 100% | 11 | 91% | | |
| Spring | 8 | 100% | 11 | 91% | | |
| Full term | 8 | 100% | 11 | 91% | | |

| Course, IM and Session/Sub-session | 2018-2019 | | 2019-2020 | | 2020-2021 | |
|------------------------------------|-----------|---------|-----------|---------|-----------|---------|
| | Attempt | Success | Attempt | Success | Attempt | Success |
| SPC2608 | 2833 | 82% | 2891 | 82% | 3091 | 72% |
| Online | 403 | 67% | 466 | 70% | 2350 | 70% |
| Summer | 24 | 83% | 63 | 73% | 638 | 77% |
| Fall | 199 | 67% | 215 | 70% | 969 | 67% |
| Full term | 199 | 67% | 215 | 70% | 725 | 68% |
| A term | | | | | 65 | 82% |
| B term | | | | | 179 | 56% |
| Spring | 180 | 66% | 188 | 69% | 743 | 67% |
| Full term | 161 | 68% | 188 | 69% | 670 | 67% |
| B term | 19 | 47% | | | 73 | 70% |
| Lecture | 1340 | 86% | 1223 | 85% | 16 | 69% |
| Summer | 192 | 90% | 188 | 95% | | |
| Fall | 632 | 88% | 514 | 86% | | |
| Full term | 632 | 88% | 514 | 86% | | |
| Spring | 516 | 83% | 521 | 80% | 16 | 69% |
| Full term | 516 | 83% | 477 | 80% | 16 | 69% |
| A term | | | 23 | 74% | | |
| B term | | | 21 | 81% | | |
| Hybrid | 1090 | 82% | 1202 | 83% | 725 | 80% |
| Summer | 300 | 82% | 275 | 88% | 12 | 92% |
| Fall | 392 | 83% | 416 | 85% | 287 | 82% |
| Full term | 87 | 77% | 97 | 82% | 162 | 84% |
| A term | 170 | 88% | 165 | 89% | 72 | 85% |
| B term | 135 | 80% | 154 | 82% | 53 | 72% |
| Spring | 398 | 81% | 511 | 80% | 426 | 79% |
| Full term | 70 | 69% | 172 | 74% | 160 | 79% |
| A term | 164 | 88% | 123 | 91% | 120 | 84% |
| B term | 164 | 80% | 216 | 77% | 146 | 74% |

Course Success Rates by IM and Sessions/Sub-sessions (3 of 3)

| Course, IM and Session/Sub-session | 2018-2019 | | 2019-2020 | | 2020-2021 | |
|------------------------------------|-----------|---------|-----------|---------|-----------|---------|
| | Attempt | Success | Attempt | Success | Attempt | Success |
| SPN1120 | 501 | 66% | 483 | 70% | 601 | 59% |
| Online | 159 | 60% | 177 | 69% | 115 | 65% |
| Summer | 24 | 88% | 41 | 73% | 145 | 67% |
| Fall | 69 | 57% | 75 | 63% | 193 | 59% |
| Full term | 69 | 57% | 56 | 63% | 126 | 56% |
| A term | | | 19 | 63% | 48 | 69% |
| B term | | | | | 19 | 47% |
| Spring | 66 | 55% | 61 | 74% | 148 | 48% |
| Full term | 66 | 55% | 61 | 74% | 118 | 47% |
| A term | | | | | 30 | 53% |
| WA | 77 | 69% | 180 | 64% | | |
| Fall | | | 91 | 65% | | |
| Full term | | | 91 | 65% | | |
| Spring | 77 | 69% | 89 | 64% | | |
| Full term | 77 | 69% | 89 | 64% | | |
| Hybrid | 265 | 69% | 126 | 79% | 115 | 65% |
| Summer | 60 | 77% | 62 | 79% | | |
| Fall | 144 | 63% | 22 | 68% | 35 | 51% |
| Full term | 83 | 60% | | | 35 | 51% |
| A term | 46 | 70% | 22 | 68% | | |
| B term | 15 | 60% | | | | |
| Spring | 61 | 75% | 42 | 86% | 80 | 71% |
| Full term | | | | | 48 | 60% |
| A term | 61 | 75% | 17 | 82% | 32 | 88% |
| B term | | | 25 | 88% | | |

| Course, IM and Session/Sub-session | 2018-2019 | | 2019-2020 | | 2020-2021 | |
|------------------------------------|-------------|------------|-------------|------------|-------------|------------|
| | Attempt | Success | Attempt | Success | Attempt | Success |
| SPN1121 | 297 | 79% | 301 | 79% | 390 | 77% |
| Online | 93 | 88% | 162 | 73% | 341 | 76% |
| Summer | 25 | 96% | 44 | 86% | 134 | 85% |
| Fall | 22 | 68% | 54 | 56% | 94 | 77% |
| Full term | 22 | 68% | 32 | 50% | 51 | 71% |
| B term | | | 22 | 64% | 43 | 84% |
| Spring | 46 | 93% | 64 | 80% | 113 | 64% |
| Full term | 46 | 93% | 64 | 80% | 92 | 60% |
| B term | | | | | 21 | 81% |
| WA | 49 | 76% | 74 | 80% | | |
| Fall | | | 26 | 69% | | |
| Full term | | | 26 | 69% | | |
| Spring | 49 | 76% | 48 | 85% | | |
| Full term | 49 | 76% | 48 | 85% | | |
| Hybrid | 155 | 74% | 69 | 90% | 49 | 86% |
| Summer | 24 | 79% | 35 | 91% | | |
| Fall | 76 | 72% | 15 | 87% | 14 | 93% |
| Full term | 39 | 85% | | | 14 | 93% |
| B term | 37 | 59% | 15 | 87% | | |
| Spring | 55 | 75% | 19 | 89% | 35 | 83% |
| Full term | | | | | 16 | 75% |
| B term | 55 | 75% | 19 | 89% | 19 | 89% |
| SPN2220 | | | | | 15 | 93% |
| Online | | | | | 15 | 93% |
| Fall | | | | | 1 | 100% |
| A term | | | | | 1 | 100% |
| Spring | | | | | 3 | 67% |
| A term | | | | | 3 | 67% |
| Summer | | | | | 11 | 100% |
| SPN2221 | | | | | 7 | 86% |
| Online | | | | | 7 | 86% |
| Fall | | | | | 3 | 67% |
| B term | | | | | 3 | 67% |
| Spring | | | | | 4 | 100% |
| B term | | | | | 4 | 100% |
| Grand Total | 4274 | 80% | 4311 | 79% | 4722 | 69% |

■ Indicates a success rate of 90% or higher
■ Indicates a success rate between 70% and 89%
■ Indicates a success rate below 70%

Course Success Rates by Race/Ethnicity (1 of 2)

| Course and Race/Ethnicity | 2018-2019 | | 2019-2020 | | 2020-2021 | |
|---------------------------|-----------|---------|-----------|---------|-----------|---------|
| | Attempt | Success | Attempt | Success | Attempt | Success |
| ASL2140 | 319 | 72% | 326 | 65% | 379 | 47% |
| American Indian/Alas | 2 | 50% | 3 | 100% | 2 | 50% |
| Asian | 1 | 100% | 4 | 100% | 5 | 80% |
| Black | 44 | 57% | 44 | 48% | 46 | 39% |
| Hispanic/Latino | 23 | 78% | 40 | 73% | 57 | 53% |
| Native Hawaiian/Paci | | | | | 2 | 0% |
| Two or More Races | 13 | 62% | 15 | 80% | 19 | 63% |
| Unknown | 6 | 83% | 8 | 38% | 7 | 57% |
| White | 228 | 75% | 212 | 66% | 241 | 46% |
| ASL2150 | 174 | 87% | 179 | 79% | 152 | 68% |
| American Indian/Alas | 1 | 100% | 2 | 100% | | |
| Asian | 2 | 100% | 1 | 0% | 5 | 60% |
| Black | 24 | 79% | 20 | 70% | 19 | 68% |
| Hispanic/Latino | 8 | 100% | 19 | 68% | 11 | 64% |
| Two or More Races | 7 | 86% | 6 | 100% | 11 | 64% |
| Unknown | | | | | 3 | 67% |
| White | 126 | 87% | 131 | 82% | 103 | 70% |
| ASL2160 | 15 | 87% | 11 | 100% | | |
| Black | | | 1 | 100% | | |
| White | 11 | 91% | 10 | 100% | | |
| ASL2200 | 9 | 100% | 7 | 86% | | |
| Black | | | 1 | 100% | | |
| Hispanic/Latino | 2 | 100% | 1 | 100% | | |
| White | 7 | 100% | 5 | 80% | | |
| ASL2510 | | | 9 | 100% | | |
| Hispanic/Latino | | | 2 | 100% | | |
| White | | | 7 | 100% | | |
| ASL9905 | | | | | 1 | 100% |
| White | | | | | 1 | 100% |
| EAP1500 | | | 6 | 100% | 1 | 100% |
| Asian | | | 1 | 100% | | |
| Black | | | 1 | 100% | | |
| Hispanic/Latino | | | 3 | 100% | | |
| Unknown | | | | | 1 | 100% |
| White | | | 1 | 100% | | |

| Course and Race/Ethnicity | 2018-2019 | | 2019-2020 | | 2020-2021 | |
|---------------------------|-----------|---------|-----------|---------|-----------|---------|
| | Attempt | Success | Attempt | Success | Attempt | Success |
| EAP1520 | | | 7 | 100% | | |
| Asian | | | 1 | 100% | | |
| Black | | | 1 | 100% | | |
| Hispanic/Latino | | | 4 | 100% | | |
| White | | | 1 | 100% | | |
| EAP1585 | | | 8 | 88% | 1 | 100% |
| Asian | | | 1 | 100% | | |
| Black | | | 1 | 100% | | |
| Hispanic/Latino | | | 5 | 80% | 1 | 100% |
| White | | | 1 | 100% | | |
| EAP1600 | | | 5 | 100% | 2 | 100% |
| Asian | | | 2 | 100% | | |
| Black | | | | | 1 | 100% |
| Hispanic/Latino | | | 2 | 100% | 1 | 100% |
| White | | | 1 | 100% | | |
| EAP1620 | 13 | 100% | 3 | 100% | 3 | 100% |
| Asian | 1 | 100% | 1 | 100% | | |
| Black | | | | | 1 | 100% |
| Hispanic/Latino | 8 | 100% | 2 | 100% | 1 | 100% |
| Unknown | | | | | 1 | 100% |
| EAP1685 | | | 5 | 80% | 4 | 100% |
| Asian | | | 2 | 50% | 1 | 100% |
| Black | | | | | 1 | 100% |
| Hispanic/Latino | | | 3 | 100% | 1 | 100% |
| Unknow | | | | | 1 | 100% |
| FRE1120 | 21 | 81% | 22 | 82% | 21 | 71% |
| Asian | | | 2 | 50% | | |
| Black | 2 | 100% | 1 | 100% | 2 | 50% |
| Hispanic/Latino | 2 | 100% | 4 | 100% | 2 | 100% |
| Unknown | | | | | 1 | 100% |
| White | 14 | 79% | 15 | 80% | 16 | 69% |
| FRE1121 | 13 | 92% | 16 | 94% | 18 | 94% |
| Asian | | | 1 | 100% | | |
| Black | 1 | 100% | 1 | 100% | 1 | 100% |
| Hispanic/Latino | 1 | 100% | 3 | 100% | 2 | 100% |
| Two or More Races | | | | | 1 | 0% |
| Unknown | | | | | 1 | 100% |
| White | 10 | 100% | 11 | 91% | 13 | 100% |

Course Success Rates by Race/Ethnicity (2 of 2)

| Course and Race/Ethnicity | 2018-2019 | | 2019-2020 | | 2020-2021 | |
|---------------------------|-----------|---------|-----------|---------|-----------|---------|
| | Attempt | Success | Attempt | Success | Attempt | Success |
| GER1120 | 13 | 85% | 19 | 79% | 24 | 79% |
| Asian | 1 | 100% | 1 | 0% | 1 | 100% |
| Black | | | | | 1 | 100% |
| Hispanic/Latino | 2 | 50% | 2 | 100% | 4 | 75% |
| Two or More Races | | | 2 | 0% | 2 | 50% |
| Unknown | | | 2 | 100% | 1 | 100% |
| White | 10 | 90% | 12 | 92% | 15 | 80% |
| GER1121 | 8 | 100% | 11 | 91% | 12 | 83% |
| Black | | | | | 1 | 100% |
| Hispanic/Latino | 1 | 100% | 2 | 50% | 3 | 67% |
| Two or More Races | | | | | 2 | 100% |
| Unknown | | | 1 | 100% | | |
| White | 6 | 100% | 8 | 100% | 6 | 83% |
| SPC2608 | 2833 | 82% | 2891 | 82% | 3091 | 72% |
| American Indian/Alas | 5 | 80% | 5 | 100% | 5 | 0% |
| Asian | 72 | 96% | 79 | 81% | 90 | 78% |
| Black | 323 | 76% | 337 | 80% | 327 | 57% |
| Hispanic/Latino | 467 | 81% | 564 | 79% | 596 | 69% |
| Native Hawaiian/Paci | 1 | 100% | 6 | 83% | 4 | 50% |
| Two or More Races | 132 | 77% | 115 | 82% | 134 | 67% |
| Unknown | 60 | 83% | 64 | 84% | 60 | 75% |
| White | 1773 | 83% | 1721 | 83% | 1875 | 76% |
| SPN1120 | 501 | 66% | 483 | 70% | 601 | 59% |
| American Indian/Alas | 3 | 67% | 4 | 25% | 1 | 100% |
| Asian | 16 | 69% | 12 | 83% | 15 | 60% |
| Black | 84 | 50% | 75 | 53% | 105 | 44% |
| Hispanic/Latino | 52 | 71% | 59 | 83% | 84 | 64% |
| Two or More Races | 17 | 71% | 21 | 71% | 27 | 56% |
| Unknown | 15 | 87% | 9 | 78% | 15 | 60% |
| White | 314 | 68% | 303 | 71% | 354 | 63% |

| Course and Race/Ethnicity | 2018-2019 | | 2019-2020 | | 2020-2021 | |
|---------------------------|-------------|------------|-------------|------------|-------------|------------|
| | Attempt | Success | Attempt | Success | Attempt | Success |
| SPN1121 | 297 | 79% | 306 | 79% | 390 | 77% |
| American Indian/Alas | | | 2 | 50% | 1 | 0% |
| Asian | 9 | 100% | 10 | 90% | 9 | 67% |
| Black | 47 | 66% | 37 | 62% | 56 | 64% |
| Hispanic/Latino | 27 | 78% | 39 | 69% | 59 | 75% |
| Two or More Races | 11 | 91% | 12 | 75% | 21 | 67% |
| Unknown | 10 | 80% | 10 | 70% | 8 | 88% |
| White | 193 | 80% | 196 | 84% | 236 | 82% |
| SPN2220 | 3 | 100% | 2 | 100% | 15 | 93% |
| Black | | | | | 4 | 75% |
| Hispanic/Latino | | | | | 1 | 100% |
| White | 2 | 100% | 2 | 100% | 10 | 100% |
| SPN2221 | | | 1 | 100% | 7 | 86% |
| Hispanic/Latino | | | | | 1 | 0% |
| Unknown | | | | | 1 | 100% |
| White | | | 1 | 100% | 5 | 100% |
| SPN2905 | | | 1 | 100% | | |
| White | | | 1 | 100% | | |
| Grand Total | 4274 | 80% | 4318 | 79% | 4722 | 69% |

■ Indicates a success rate of 90% or higher
■ Indicates a success rate between 70% and 89%
■ Indicates a success rate below 70%

Source: IR Program Assessment Data

Overall Course Success Rates by Race/Ethnicity

| Course and Race/Ethnicity | 2017-2018 | | 2018-2019 | | 2019-2020 | | 2020-2021 | |
|---------------------------|-------------|--------------|-------------|--------------|-------------|--------------|-------------|--------------|
| | Attempted | % Successful | Attempted | % Successful | Attempted | % Successful | Attempted | % Successful |
| American Indian/Alas | 4 | 57% | 11 | 73% | 16 | 75% | 9 | 22% |
| Asian | 103 | 87% | 112 | 92% | 118 | 81% | 126 | 75% |
| Black | 362 | 70% | 525 | 69% | 520 | 72% | 565 | 55% |
| Hispanic/Latino | 484 | 82% | 623 | 81% | 754 | 79% | 824 | 68% |
| Native Hawaiian/Paci | 4 | 67% | 3 | 67% | 6 | 83% | 6 | 33% |
| Two or More Races | 115 | 80% | 183 | 76% | 171 | 80% | 217 | 65% |
| Unknown | 69 | 72% | 100 | 84% | 94 | 79% | 100 | 74% |
| White | 2263 | 81% | 2717 | 81% | 2639 | 81% | 2875 | 72% |
| Grand Total | 3404 | 80% | 4274 | 80% | 4318 | 79% | 4722 | 69% |

■ Indicates a success rate of 90% or higher
■ Indicates a success rate between 70% and 89%
■ Indicates a success rate below 70%

Course Success Rates by Campus and Race/Ethnicity (1 of 4)

| Course vs. Campus and Race/Ethnicity | 2019-2020 | | 2020-2021 | |
|--------------------------------------|-----------|---------|-----------|---------|
| | Attempt | Success | Attempt | Success |
| ASL2140 | 326 | 65% | 379 | 47% |
| Daytona | 233 | 62% | 69 | 57% |
| American Indian/Alas | 1 | 100% | | |
| Asian | 4 | 100% | | |
| Black | 35 | 43% | 11 | 45% |
| Hispanic/Latino | 31 | 74% | 11 | 55% |
| Native Hawaiian/Paci | | | 1 | 0% |
| Two or More Races | 10 | 80% | 4 | 75% |
| Unknown | 5 | 40% | 1 | 100% |
| White | 147 | 62% | 41 | 59% |
| DeLand | 23 | 87% | 18 | 50% |
| Black | 2 | 100% | 2 | 0% |
| Hispanic/Latino | 6 | 67% | 3 | 33% |
| Two or More Races | 1 | 100% | 2 | 50% |
| White | 14 | 93% | 11 | 64% |
| Flagler | 59 | 66% | 28 | 57% |
| American Indian/Alas | 2 | 100% | | |
| Asian | | | 2 | 100% |
| Black | 7 | 57% | 4 | 50% |
| Hispanic/Latino | 3 | 67% | 3 | 100% |
| Two or More Races | 3 | 67% | 2 | 100% |
| Unknown | 3 | 33% | | |
| White | 41 | 68% | 17 | 41% |
| New Smyrna Beach | 11 | 82% | 14 | 71% |
| Two or More Races | 1 | 100% | 1 | 100% |
| Unknown | | | 1 | 100% |
| White | 10 | 80% | 12 | 67% |
| Online | | | 250 | 42% |
| American Indian/Alas | | | 2 | 50% |
| Asian | | | 3 | 67% |
| Black | | | 29 | 38% |
| Hispanic/Latino | | | 40 | 50% |
| Native Hawaiian/Paci | | | 1 | 0% |
| Two or More Races | | | 10 | 50% |
| Unknown | | | 5 | 40% |
| White | | | 160 | 40% |
| ASL2150 | 179 | 79% | 152 | 68% |
| Daytona | 122 | 77% | 30 | 83% |
| American Indian/Alas | 1 | 100% | | |
| Asian | 1 | 0% | 2 | 50% |
| Black | 13 | 62% | 6 | 83% |
| Hispanic/Latino | 14 | 57% | 1 | 100% |
| Two or More Races | 4 | 100% | 2 | 50% |
| Unknown | | | 1 | 100% |
| White | 89 | 82% | 18 | 89% |

| Course vs. Campus and Race/Ethnicity | 2019-2020 | | 2020-2021 | |
|--------------------------------------|-----------|---------|-----------|---------|
| | Attempt | Success | Attempt | Success |
| ASL2150 | 179 | 79% | 152 | 68% |
| DeLand | 13 | 77% | | |
| Black | 1 | 0% | | |
| Hispanic/Latino | 2 | 100% | | |
| Two or More Races | 2 | 100% | | |
| White | 8 | 75% | | |
| Flagler | 36 | 86% | 4 | 100% |
| American Indian/Alas | 1 | 100% | | |
| Asian | | | 1 | 100% |
| Black | 6 | 100% | | |
| Hispanic/Latino | 2 | 100% | | |
| White | 27 | 81% | 3 | 100% |
| New Smyrna Beach | 8 | 88% | | |
| Hispanic/Latino | 1 | 100% | | |
| White | 7 | 86% | | |
| Online | | | 118 | 64% |
| Asian | | | 2 | 50% |
| Black | | | 13 | 62% |
| Hispanic/Latino | | | 10 | 60% |
| Two or More Races | | | 9 | 67% |
| Unknown | | | 2 | 50% |
| White | | | 82 | 65% |
| ASL2160 | 11 | 100% | | |
| Daytona | 11 | 100% | | |
| Black | 1 | 100% | | |
| White | 10 | 100% | | |
| ASL2200 | 7 | 86% | | |
| Daytona | 7 | 86% | | |
| Black | 1 | 100% | | |
| Hispanic/Latino | 1 | 100% | | |
| White | 5 | 80% | | |
| ASL2510 | 9 | 100% | | |
| Daytona | 9 | 100% | | |
| Hispanic/Latino | 2 | 100% | | |
| White | 7 | 100% | | |
| ASL2905 | | | 1 | 100% |
| Online | | | 1 | 100% |
| White | | | 1 | 100% |
| EAP1500 | 6 | 100% | 1 | 100% |
| Online | | | 1 | 100% |
| Unknown | | | 1 | 100% |
| Daytona | 6 | 100% | | |
| Asian | 1 | 100% | | |
| Black | 1 | 100% | | |
| Hispanic/Latino | 3 | 100% | | |
| White | 1 | 100% | | |

Course Success Rates by Campus and Race/Ethnicity (2 of 4)

| Course vs. Campus and Race/Ethnicity | 2019-2020 | | 2020-2021 | |
|--------------------------------------|-----------|---------|-----------|---------|
| | Attempt | Success | Attempt | Success |
| EAP1585 | 8 | 88% | 1 | 100% |
| Online | | | 1 | 100% |
| Hispanic/Latino | | | 1 | 100% |
| Daytona | 8 | 88% | | |
| Asian | 1 | 100% | | |
| Black | 1 | 100% | | |
| Hispanic/Latino | 5 | 80% | | |
| White | 1 | 100% | | |
| EAP1600 | 5 | 100% | 2 | 100% |
| Online | | | 2 | 100% |
| Black | | | 1 | 100% |
| Hispanic/Latino | | | 1 | 100% |
| Daytona | 5 | 100% | | |
| Asian | 2 | 100% | | |
| Hispanic/Latino | 2 | 100% | | |
| White | 1 | 100% | | |
| EAP1620 | 3 | 100% | 3 | 100% |
| Online | | | 3 | 100% |
| Black | | | 1 | 100% |
| Hispanic/Latino | | | 1 | 100% |
| Unknown | | | 1 | 100% |
| Daytona | 3 | 100% | | |
| Asian | 1 | 100% | | |
| Hispanic/Latino | 2 | 100% | | |
| EAP1685 | 5 | 80% | 4 | 100% |
| Online | | | 4 | 100% |
| Asian | | | 1 | 100% |
| Black | | | 1 | 100% |
| Hispanic/Latino | | | 1 | 100% |
| Unknown | | | 1 | 100% |
| Daytona | 5 | 80% | | |
| Asian | 2 | 50% | | |
| Hispanic/Latino | 3 | 100% | | |
| FRE1120 | 22 | 82% | 21 | 71% |
| Online | | | 21 | 71% |
| Black | | | 2 | 50% |
| Hispanic/Latino | | | 2 | 100% |
| Unknown | | | 1 | 100% |
| White | | | 16 | 69% |
| Daytona | 22 | 82% | | |
| Asian | 2 | 50% | | |
| Black | 1 | 100% | | |
| Hispanic/Latino | 4 | 100% | | |
| White | 15 | 80% | | |

| Course vs. Campus and Race/Ethnicity | 2019-2020 | | 2020-2021 | |
|--------------------------------------|-----------|---------|-----------|---------|
| | Attempt | Success | Attempt | Success |
| FRE1121 | 16 | 94% | 18 | 94% |
| Daytona | 16 | 94% | 18 | 94% |
| Asian | 1 | 100% | | |
| Black | 1 | 100% | 1 | 100% |
| Hispanic/Latino | 3 | 100% | 2 | 100% |
| Two or More Races | | | 1 | 0% |
| Unknown | | | 1 | 100% |
| White | 11 | 91% | 13 | 100% |
| GER1120 | 19 | 79% | 24 | 79% |
| Online | | | 24 | 79% |
| Asian | | | 1 | 100% |
| Black | | | 1 | 100% |
| Hispanic/Latino | | | 4 | 75% |
| Two or More Races | | | 2 | 50% |
| Unknown | | | 1 | 100% |
| White | | | 15 | 80% |
| Daytona | 19 | 79% | | |
| Asian | 1 | 0% | | |
| Hispanic/Latino | 2 | 100% | | |
| Two or More Races | 2 | 0% | | |
| Unknown | 2 | 100% | | |
| White | 12 | 92% | | |
| GER1121 | 11 | 91% | 12 | 83% |
| Daytona | 11 | 91% | 12 | 83% |
| Black | | | 1 | 100% |
| Hispanic/Latino | 2 | 50% | 3 | 67% |
| Two or More Races | | | 2 | 100% |
| Unknown | 1 | 100% | | |
| White | 8 | 100% | 6 | 83% |
| SPC2608 | 2891 | 82% | 3091 | 72% |
| Daytona | 1094 | 85% | 350 | 80% |
| American Indian/Alas | 4 | 100% | | |
| Asian | 40 | 90% | 14 | 93% |
| Black | 167 | 80% | 40 | 75% |
| Hispanic/Latino | 171 | 83% | 60 | 83% |
| Native Hawaiian/Paci | 4 | 75% | | |
| Two or More Races | 55 | 84% | 15 | 67% |
| Unknown | 20 | 90% | 6 | 100% |
| White | 633 | 86% | 215 | 80% |

| Course vs. Campus and Race/Ethnicity | 2019-2020 | | 2020-2021 | |
|--------------------------------------|-----------|---------|-----------|---------|
| | Attempt | Success | Attempt | Success |
| SPC2608 | 2891 | 82% | 3091 | 72% |
| Deltona | 190 | 83% | 49 | 67% |
| American Indian/Alas | | | 1 | 0% |
| Asian | 5 | 80% | 2 | 100% |
| Black | 31 | 87% | 2 | 100% |
| Hispanic/Latino | 70 | 74% | 18 | 56% |
| Native Hawaiian/Paci | 2 | 100% | | |
| Two or More Races | 6 | 67% | 4 | 100% |
| Unknown | 8 | 88% | 2 | 50% |
| White | 68 | 90% | 20 | 70% |
| DeLand | 498 | 83% | 122 | 79% |
| American Indian/Alas | | | 1 | 0% |
| Asian | 4 | 50% | 1 | 100% |
| Black | 41 | 85% | 12 | 75% |
| Hispanic/Latino | 152 | 80% | 25 | 76% |
| Two or More Races | 18 | 83% | 6 | 50% |
| Unknown | 12 | 83% | | |
| White | 271 | 85% | | |
| Flagler | 398 | 89% | 77 | 83% |
| American Indian/Alas | 1 | 100% | 127 | 84% |
| Asian | 12 | 75% | 5 | 100% |
| Black | 43 | 93% | 8 | 75% |
| Hispanic/Latino | 67 | 87% | 24 | 75% |
| Two or More Races | 15 | 80% | 6 | 100% |
| Unknown | 11 | 91% | 1 | 100% |
| White | 249 | 90% | 83 | 86% |
| New Smyrna Beach | 245 | 78% | 68 | 82% |
| Asian | 8 | 88% | 2 | 100% |
| Black | 9 | 78% | 4 | 50% |
| Hispanic/Latino | 19 | 74% | 6 | 67% |
| Two or More Races | 6 | 83% | 4 | 100% |
| Unknown | 4 | 100% | 1 | 100% |
| White | 199 | 77% | 51 | 84% |

| Course vs. Campus and Race/Ethnicity | 2019-2020 | | 2020-2021 | |
|--------------------------------------|-----------|---------|-----------|---------|
| | Attempt | Success | Attempt | Success |
| SPC2608 | 2891 | 82% | 3091 | 72% |
| NJC | | | 25 | 84% |
| Asian | | | 3 | 100% |
| Black | | | 4 | 75% |
| Hispanic/Latino | | | 3 | 100% |
| Two or More Races | | | 2 | 50% |
| Unknown | | | 1 | 100% |
| White | | | 12 | 83% |
| Online | 466 | 70% | 2350 | 70% |
| American Indian/Alas | | | 3 | 0% |
| Asian | 10 | 60% | 63 | 70% |
| Black | 46 | 61% | 257 | 52% |
| Hispanic/Latino | 85 | 69% | 460 | 67% |
| Native Hawaiian | | | 4 | 50% |
| Two or More Races | 15 | 80% | 97 | 64% |
| Unknown | 9 | 56% | 49 | 71% |
| White | 301 | 72% | 1417 | 74% |
| SPN1120 | 483 | 70% | 601 | 59% |
| Daytona | 207 | 68% | 48 | 60% |
| American Indian/Alas | 1 | 0% | | |
| Asian | 6 | 83% | 4 | 50% |
| Black | 42 | 50% | 7 | 57% |
| Hispanic/Latino | 22 | 77% | 4 | 75% |
| Two or More Races | 11 | 73% | 2 | 100% |
| Unknown | 4 | 75% | | |
| White | 121 | 71% | 31 | 58% |
| DeLand | 86 | 77% | 53 | 62% |
| Asian | 2 | 50% | 1 | 100% |
| Black | 12 | 50% | 7 | 43% |
| Hispanic/Latino | 13 | 100% | 7 | 100% |
| Two or More Races | 5 | 80% | 2 | 0% |
| Unknown | 1 | 100% | | |
| White | 53 | 77% | 36 | 61% |
| Flagler | | | 14 | 93% |
| Black | | | 3 | 100% |
| Hispanic/Latino | | | 2 | 100% |
| Two or More Races | | | 2 | 100% |
| White | | | 7 | 86% |
| New Smyrna Beach | 13 | 77% | | |
| Black | 2 | 50% | | |
| Hispanic/Latino | 2 | 50% | | |
| White | 9 | 89% | | |

Course Success Rates by Campus and Race/Ethnicity (4 of 4)

| Course vs. Campus and Race/Ethnicity | 2019-2020 | | 2020-2021 | |
|--------------------------------------|-----------|---------|-----------|---------|
| | Attempt | Success | Attempt | Success |
| SPN1120 | 483 | 70% | 601 | 59% |
| Online | 177 | 69% | 486 | 58% |
| American Indian/Alas | 3 | 33% | 1 | 100% |
| Asian | 4 | 100% | 10 | 60% |
| Black | 19 | 63% | 88 | 41% |
| Hispanic/Latino | 22 | 82% | 71 | 59% |
| Two or More Races | 5 | 60% | 21 | 52% |
| Unknown | 4 | 75% | 15 | 60% |
| White | 120 | 68% | 280 | 63% |
| SPN1121 | 306 | 79% | 390 | 77% |
| Daytona | 77 | 84% | 27 | 85% |
| Asian | 2 | 100% | 2 | 50% |
| Black | 10 | 80% | 1 | 100% |
| Hispanic/Latino | 4 | 75% | 7 | 86% |
| Two or More Races | 3 | 100% | 4 | 75% |
| Unknown | 1 | 100% | | |
| White | 57 | 84% | 13 | 92% |
| DeLand | 66 | 85% | 16 | 88% |
| Asian | 3 | 100% | | |
| Black | 7 | 71% | 2 | 50% |
| Hispanic/Latino | 12 | 100% | 3 | 100% |
| Two or More Races | 3 | 100% | | |
| Unknown | 1 | 100% | | |
| White | 40 | 80% | 11 | 91% |
| Online | 163 | 74% | 341 | 76% |
| American Indian/Alas | 2 | 50% | 1 | 0% |
| Asian | 5 | 80% | 7 | 71% |
| Black | 20 | 50% | 50 | 62% |
| Hispanic/Latino | 23 | 52% | 49 | 71% |
| Two or More Races | 6 | 50% | 16 | 69% |
| Unknown | 8 | 63% | 8 | 88% |
| White | 99 | 86% | 210 | 80% |

| Course vs. Campus and Race/Ethnicity | 2019-2020 | | 2020-2021 | |
|--------------------------------------|-------------|------------|-------------|------------|
| | Attempt | Success | Attempt | Success |
| SPN1121 | 306 | 79% | 390 | 77% |
| Flagler | | | 6 | 83% |
| Black | | | 3 | 100% |
| Two or More Races | | | 1 | 0% |
| White | | | 2 | 100% |
| SPN2220 | 2 | 100% | 15 | 93% |
| Online | 2 | 100% | 15 | 93% |
| Black | | | 4 | 75% |
| Hispanic/Latino | | | 1 | 100% |
| White | 2 | 100% | 10 | 100% |
| SPN2221 | 1 | 100% | 7 | 86% |
| Online | 1 | 100% | 7 | 86% |
| Black | | | 1 | 0% |
| Hispanic/Latino | | | 1 | 100% |
| White | 1 | 100% | 5 | 100% |
| SPN2905 | 1 | 100% | | |
| Online | 1 | 100% | | |
| White | 1 | 100% | | |
| Grand Total | 4318 | 79% | 4722 | 69% |

Course Success Rates for Guaranteed Sections

| Course | 2017-2018 | | 2017-2018 Overall | 2018-2019 | | 2018-2019 Overall | 2019-2020 | | 2019-2020 Overall | 2020-2021 | | 2020-2021 Overall |
|---------|-----------|------------|----------------------|-----------|------------|----------------------|-----------|------------|----------------------|-----------|------------|----------------------|
| | Attempted | Successful | | Attempted | Successful | | Attempted | Successful | | Attempted | Successful | |
| SPC2608 | 230 | 83% | 83% | 236 | 81% | 82% | 170 | 79% | 82% | 125 | 72% | 72% |
| SPN1120 | | | | 63 | 67% | 66% | | | | | | |
| SPN1121 | | | | 22 | 55% | 79% | | | | | | |
| Total | 230 | 83% | 83% | 321 | 76% | | 170 | 79% | | 125 | 72% | |

■ Indicates a success rate of 90% or higher
■ Indicates a success rate between 70% and 89%
■ Indicates a success rate below 70%

Course Success Rates for Dual Enrolled Students

| Course | 2017-2018 | | 2017-2018 Overall | 2018-2019 | | 2018-2019 Overall | 2019-2020 | | 2019-2020 Overall | 2020-2021 | | 2020-2021 Overall |
|--------------------|------------|------------|-------------------|------------|------------|-------------------|------------|------------|-------------------|------------|------------|-------------------|
| | Attempt | Successful | | Attempt | Successful | | Attempt | Successful | | Attempt | Successful | |
| ASL2140 | 13 | 92% | 72% | 29 | 90% | 72% | 43 | 88% | 65% | 69 | 70% | 47% |
| ASL2150 | 9 | 100% | 85% | 24 | 100% | 87% | 27 | 85% | 79% | 34 | 76% | 68% |
| ASL2160 | 1 | 100% | 85% | | | 87% | 4 | 100% | 100% | | | |
| ASL2200 | 1 | 100% | 94% | 2 | 100% | 100% | 3 | 100% | 86% | | | |
| FRE1120 | | | | 1 | 100% | 81% | 6 | 83% | 82% | 4 | 100% | 71% |
| FRE1121 | | | | | | | 4 | 100% | 94% | 4 | 100% | 94% |
| FRE2220 | 3 | 100% | 100% | 5 | 100% | 92% | | | | | | |
| FRE2221 | 3 | 100% | 100% | 5 | 100% | 100% | | | | | | |
| GER1120 | 3 | 100% | 78% | 2 | 100% | 85% | 2 | 100% | 79% | 2 | 100% | 79% |
| GER1121 | 1 | 100% | 100% | 2 | 100% | 100% | 1 | 100% | 91% | | | |
| SPC2608 | 280 | 90% | 83% | 396 | 93% | 82% | 649 | 91% | 82% | 579 | 88% | 72% |
| SPN1120 | 26 | 81% | 67% | 20 | 100% | 66% | 39 | 92% | 70% | 45 | 87% | 59% |
| SPN1121 | 16 | 94% | 78% | 11 | 100% | 79% | 31 | 97% | 79% | 31 | 97% | 77% |
| SPN2220 | 6 | 100% | 100% | 1 | 100% | 100% | | | | | | |
| SPN2221 | 6 | 100% | 100% | | | | | | | | | |
| Grand Total | 368 | 91% | 88% | 498 | 94% | | 809 | 91% | | 768 | 86% | |

Source: IR Program Assessment Data

