

ASSESSMENT DAY

College of Arts and Sciences

Associate in Arts Degree

April 27, 2018

Academic Assessment

	LEVEL	FOCUS	CONDUCTED BY	FREQUENCY
Academic Success Committee	Program	<ul style="list-style-type: none"> Quality of assessment practices 	Committee of peers	Years 1 & 2
Instructional Program Review	Program / Cluster	<ul style="list-style-type: none"> Enrollment, retention, completion Industry certifications and job placement Program budget and staffing Advisory committees Curriculum changes 	Committee of peers	Year 3
Assessment Day	Course/ Program	<ul style="list-style-type: none"> Enrollment by demographics Graduation and retention Average class size Course success rate Placement rate SLOs, PLOs and ILOs 	Program Chair and Faculty	Years 1, 2, 3

Program

[700000 - Associate of Arts Degree](#)

Action Items from Last Assessment Day

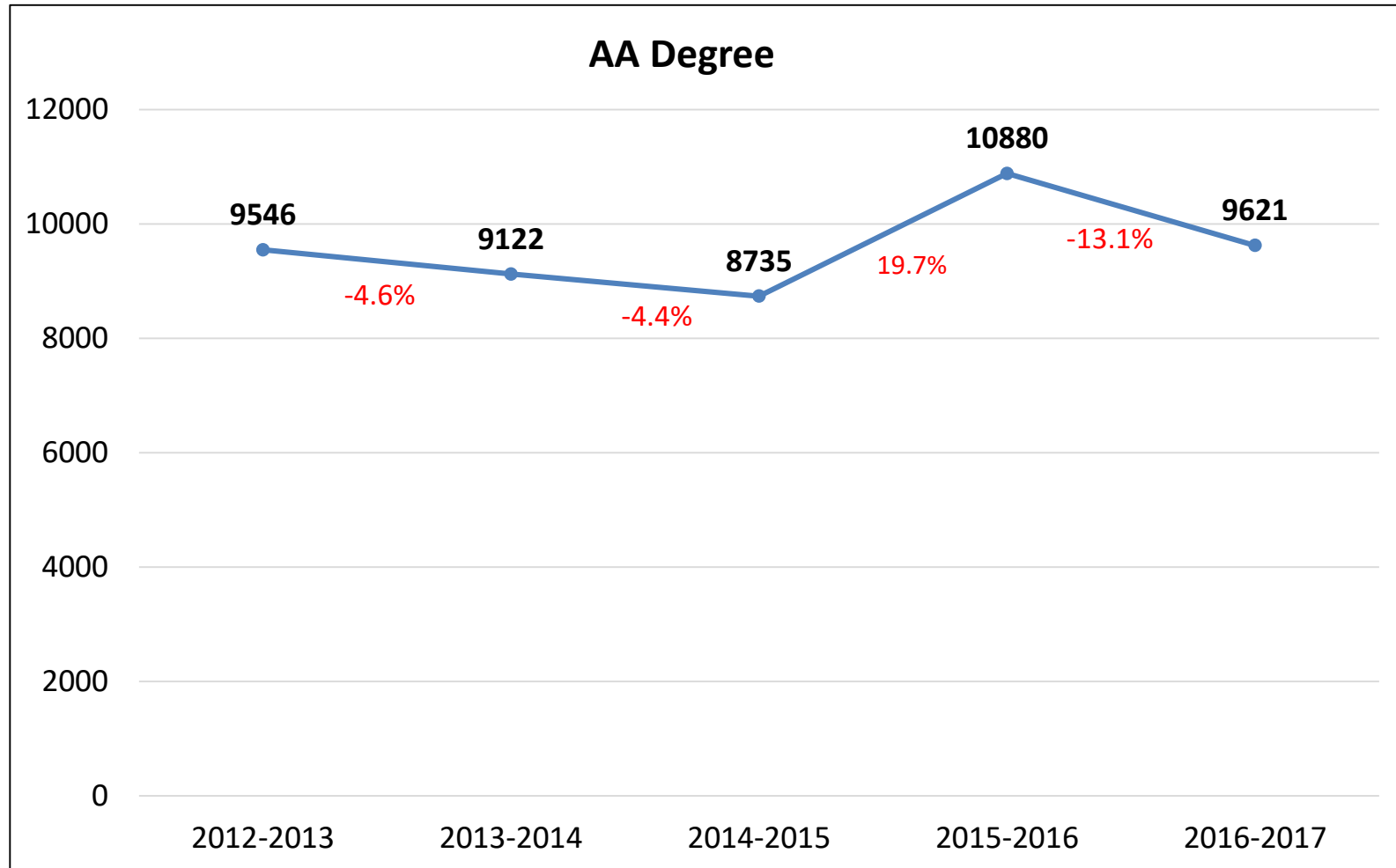
Assessment Day (04/29/2016)

- Research new ways to assess the AA program;
- Review courses missing from the program requirements;
- Website review

For Institutional Effectiveness:

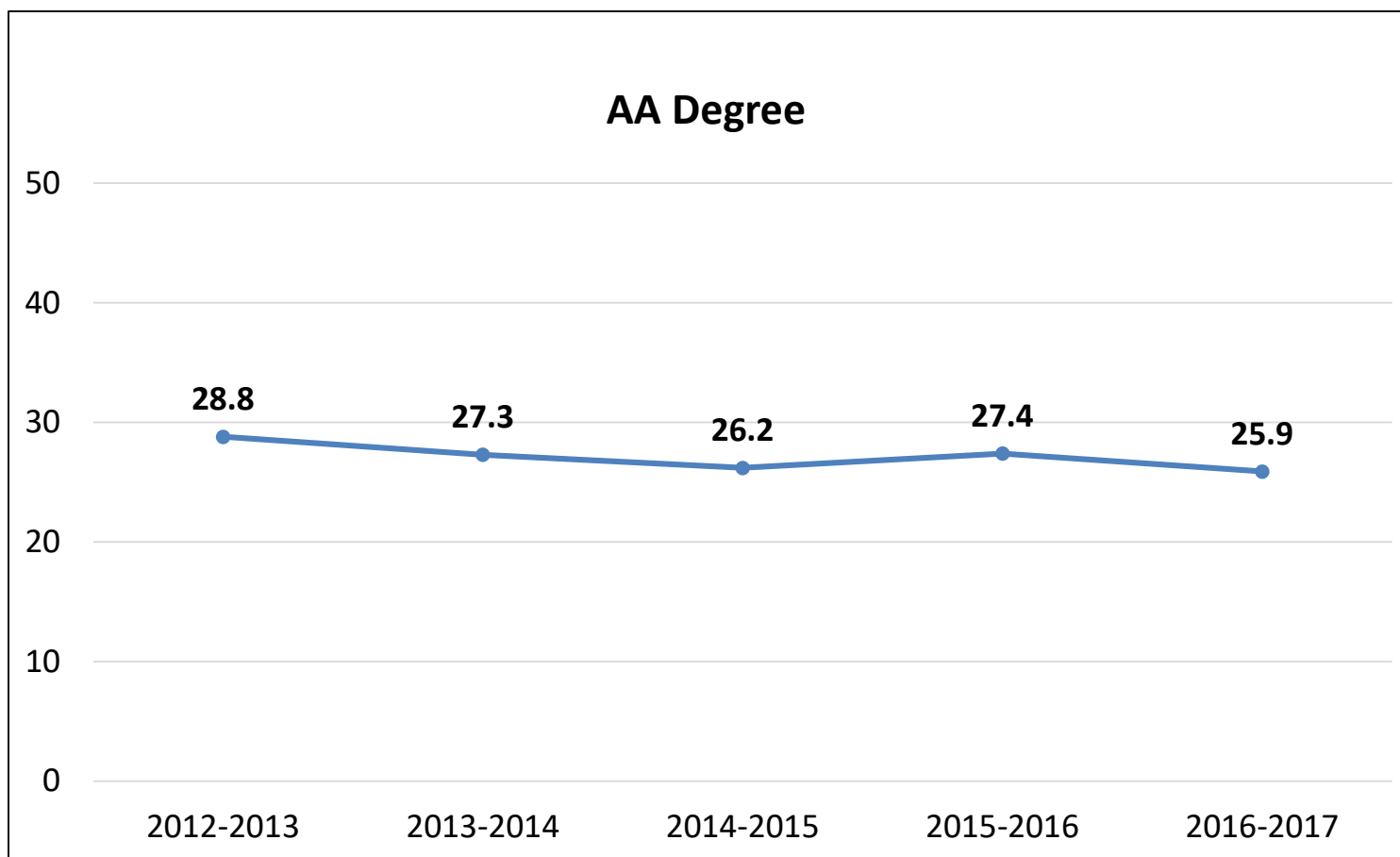
- Provide more data elements such as adding dual enrolled students to the demographics, State data vs institutional data (completion rates), Retention data based on demographics
- Headcount for 2012-13 adjust for auto grad

Headcount



College Enrollment Decreased: 3%(13/14); 0.73%(14/15); 1.14% (15/16); 5.5%(16/17)

Average Age



Calculation excludes individuals whose birthdates are not reported.

Major	2012-2013	2013-2014	2014-2015	2015-2016	2016-2017
Daytona State College	26.7	26.6	26.4	26	27

Gender

Program	2012-2013		2013-2014		2014-2015		2015-2016		2016-2017	
	Female	Male	Female	Male	Female	Male	Female	Male	Female	Male
700000 – AA Degree	59.2%	40.7%	58.6%	41.4%	58.9%	41.1%	60.2%	39.8%	61.4%	38.6%
Daytona State College	60%	40%	59%	41%	60%	40%	60%	40%	60%	40%

Blank cells or missing years indicate no enrollment. Excludes individuals whose gender is not reported.

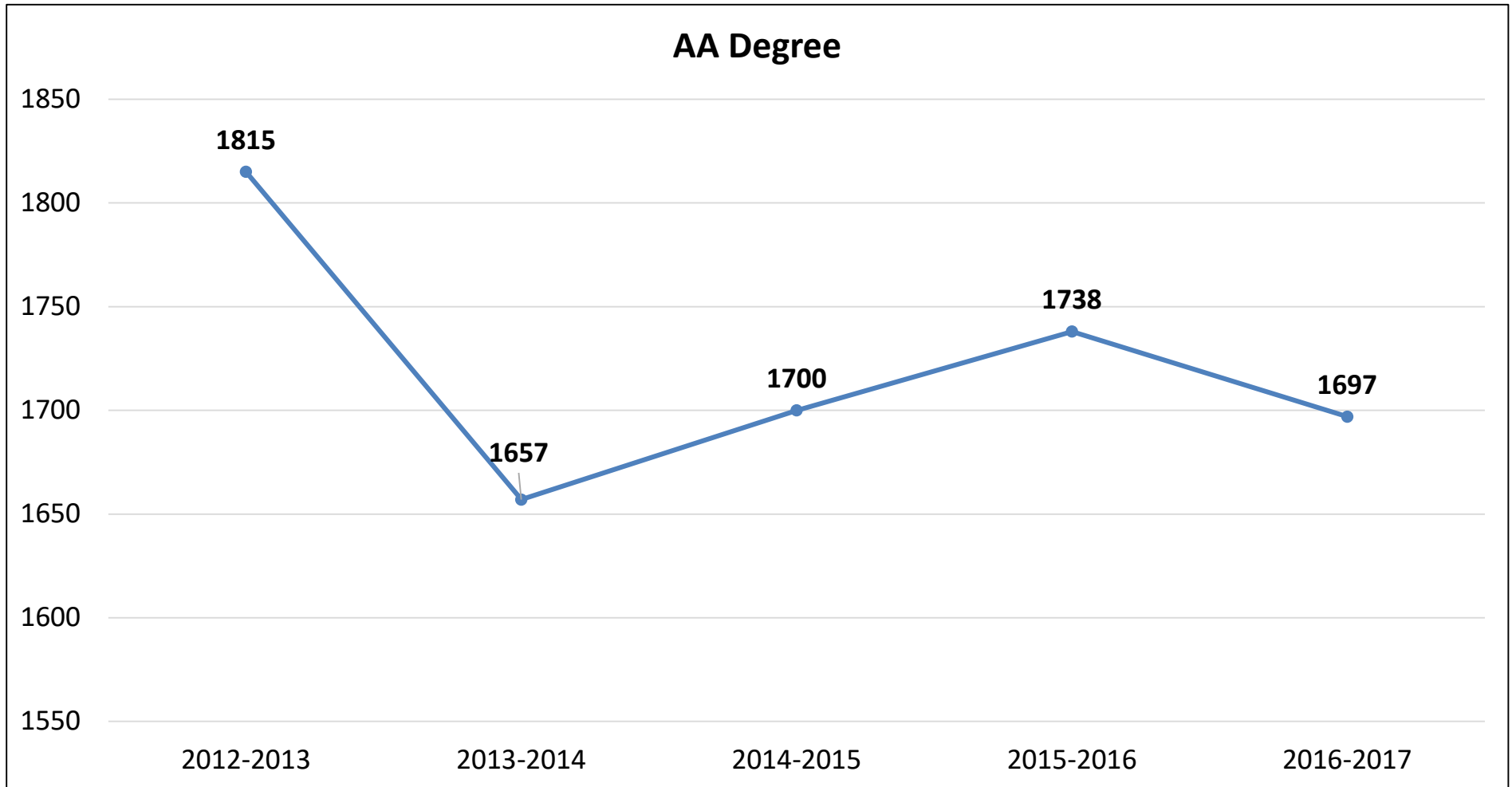
Race / Ethnicity by Program

		2012-2013	2013-2014	2014-2015	2015-2016	2016-2017	DSC (2016-17)
700000 – AA Degree	American Indian / Alaska Native	0.5%	0.5%	0.5%	0.3%	0.2%	0.4%
	Asian	2.2%	2.4%	2.4%	2.4%	2.2%	2%
	Black or African American	13.6%	14.1%	14.1%	14.3%	15.2%	14%
	Hispanic	12.6%	13.5%	14.2%	15.4%	17%	15%
	Native Hawaiian / Pacific Islander	0.1%	0.2%	0.2%	0.2%	0.2%	0.2%
	Two or More Races	1.5%	2%	2.3%	2.7%	3.4%	2%
	White	68.5%	66.3%	65%	64.6%	61.8%	66%

Excludes individuals whose race / ethnicity is not reported.
Blank cells or missing years indicate no enrollment.

Source: IR Program Assessment Data

Number of Graduates



Graduation Rates

Major	Fall Cohort Year	# in Cohort	150% Graduates	150% Graduation Rate	200% Graduates	200% Graduation Rate
700000 – AA Degree	2010	8343	2852	34.2%	3100	37.2%
	2011	7657	2870	37.5%	3137	41%
	2012	7112	2634	37%	2752	38.7%
	2013	3000	930	31%	1045	34.8%

College average (150%- 57.3%, 200%- 63.3%)

Fall terms include prior Summer term enrollment in major.

0819 started in FA14.

1203 started in FA12 and has had no enrollment since.

2226 was 3504- AAS degree prior to FA11.

Retention Rates

Program and Fall Cohort Year	Registered	Exclusions	Adjusted Cohort	Retained by DSC		Retained by Program		DSC Total Retained
				N	%	N	%	
2011	3,870	688	3,182	266	8.3%	1,490	46.8%	55.1%
2012	3,831	635	3,196	273	8.5%	1,453	45.5%	54%
700000 – AA Degree 2013	3,742	632	3,110	168	5.4%	1,489	47.9%	53.3%
2014	8,003	1,482	6,521	675	10.4%	3,707	56.8%	67.2%
2015	8,081	1,490	6,591	722	11%	3,132	47.5%	58.5%

College average 64.4%

Registered - Includes all students enrolled in the fall term of the specified year, with the specified program as their primary major.

Exclusions - Includes students who are deceased or graduated fall of the specified year or the following spring or summer.

Not retained - Students who were not registered the following fall term.

Retained by DSC - Students who were still registered at DSC the following fall but with a different primary major.

Retained by Program - Students who were registered the following fall with the same primary major.

Fall 15 to Fall 16 Retention Rates By Race/Ethnicity

Race/ Ethnicity	Registered	Exclusions	Adjusted Cohort	Retained by DSC		Retained by Program		DSC Total Retained
				N	%	N	%	
Am. Ind	14	3	11	0	0%	5	45.5%	45.5%
Asian	151	32	119	2	1.7%	76	63.9%	65.6%
Black	1,024	140	884	26	2.9%	391	44.2%	47.1%
Hawaii/Pac	16	4	12	0	0%	8	66.7%	66.7%
Hispanic	1,219	226	993	36	3.6%	502	50.6%	54.2%
Two or More Races	252	41	211	8	3.8%	102	48.3%	52.1%
White	4,346	873	3,473	157	4.5%	1,859	53.5%	58%

College average (African American: 48.1%, Hispanic: 62.1%)

Registered - Includes all students enrolled in the fall term of the specified year, with the specified program as their primary major.

Exclusions - Includes students who are deceased or graduated fall of the specified year or the following spring or summer.

Not retained - Students who were not registered the following fall term.

Retained by DSC - Students who were still registered at DSC the following fall but with a different primary major.

Retained by Program - Students who were registered the following fall with the same primary major.

Source: IR Program Assessment Data

Course Success Rates (1 of 5)

Courses	2013-2014		2014-2015		2015-2016		2016-2017	
	Attempted	% Successful	Attempted	% Successful	Attempted	% Successful	Attempted	% Successful
ENC1101	4,476	68%	4,611	68%	4,424	71%	4,305	74%
ENC1102	3,251	75%	3,231	77%	3,414	77%	3,493	77%
SPC2608	2,098	82%	2,499	86%	2,775	84%	2,798	84%
MAC1105	3,566	59%	2,957	60%	2,782	68%	2,461	69%
MAC2311	258	52%	252	63%	257	69%	316	67%
MGF2106	473	60%	2,086	65%	2,401	77%	2,164	76%
MGF2107	406	69%	497	72%	496	76%	602	65%
STA2023	1,839	71%	1,786	75%	2,104	77%	2,113	75%
AST1002	632	71%	551	87%	717	81%	685	86%
BSC1005	764	81%	747	82%	904	82%	1,241	77%
BSC1010	577	72%	523	70%	612	73%	673	68%
BSC1020					763	73%	630	71%
BSC1085C	1,316	62%	1,366	62%	1,534	63%	1,514	63%
CHM1045	329	67%	353	78%	373	77%	450	73%
CHM2210					49	96%		

- Indicates a success rate of 90% or higher
- Indicates a success rate between 70% and 89%
- Indicates a success rate below 70%




Course Success Rates (2 of 5)

Courses	2013-2014		2014-2015		2015-2016		2016-2017	
	Attempted	% Successful	Attempted	% Successful	Attempted	% Successful	Attempted	% Successful
EVR2001	6	67%	7	100%	35	69%	165	69%
PHY1020	25	68%	25	72%	48	73%	93	75%
PHY1053	49	90%	83	84%			79	84%
PHY2048	38	82%	65	94%			107	93%
BOT1010	58	84%	38	92%	37	81%	40	90%
BSC1020	619	77%	664	76%			630	71%
CHM1025	766	89%	772	85%	811	86%	644	84%
GLY2010	14	93%	16	100%	14	93%	5	100%
HUN1201	2,039	80%	2,138	79%	2,075	81%	2,035	84%
MET2010	324	79%	390	73%	293	73%	251	79%
OCB2000	72	74%	59	78%	48	77%	35	83%
OCE1001	116	85%	143	78%	120	87%	172	82%
PSC1121	744	84%	792	90%	655	91%	422	92%
ARH1000	1,292	86%	1,329	86%	1,410	84%	1,455	82%

- Indicates a success rate of 90% or higher
- Indicates a success rate between 70% and 89%
- Indicates a success rate below 70%




Course Success Rates (3 of 5)

Courses	2013-2014		2014-2015		2015-2016		2016-2016	
	Attempted	% Successful	Attempted	% Successful	Attempted	% Successful	Attempted	% Successful
HUM2020					265	72%	292	75%
LIT2000					444	76%	1676	80%
MUL1010	481	70%	452	61%	476	63%	492	62%
PHI2010	340	81%	292	78%	225	84%	327	76%
THE1000	272	79%	285	77%	307	75%	411	67%
AML2050	135	68%	115	80%	81	79%	28	89%
AML2060	141	73%	266	83%	183	74%	170	85%
AML2600	137	77%	126	70%	159	76%	160	81%
ARH2050	192	65%	189	66%	226	75%	225	70%
ARH2051			1	100%	30	97%	32	78%
DAN1100	91	58%	168	56%	129	82%	137	72%
HUM2210	429	69%	316	73%	30	77%	30	57%
HUM2230	108	64%	54	65%			29	38%

 Indicates a success rate of 90% or higher
 Indicates a success rate between 70% and 89%
 Indicates a success rate below 70%




Course Success Rates (4 of 5)

Courses	2013-2014		2014-2015		2015-2016		2016-2017	
	Attempted	% Successful	Attempted	% Successful	Attempted	% Successful	Attempted	% Successful
LIT2040	11	100%	7	100%	22	77%	34	85%
LIT2110	90	84%	73	82%	125	87%	286	78%
LIT2120	49	71%	21	67%				
MUH2110	13	92%	14	71%	14	79%		
MUL2380	314	74%	320	82%	338	82%	223	78%
REL2300	165	77%	154	81%	166	75%	146	71%
AMH2020	759	71%	760	75%	928	75%	881	74%
ANT2000	<i>No students enrolled</i>							
ECO2013	940	79%	901	77%	903	77%	922	76%
POS2041	758	78%	797	76%	906	78%	830	82%
PSY1012	3,184	73%	3,359	74%	3,393	75%	3,509	75%
SYG2000	632	66%	603	72%	744	69%	741	71%
AMH2010	519	69%	496	68%	588	71%	610	69%

 Indicates a success rate of 90% or higher
 Indicates a success rate between 70% and 89%
 Indicates a success rate below 70%

Course Success Rates (5 of 5)

Courses	2013-2014		2014-2015		2015-2016		2016-2017	
	Attempted	% Successful	Attempted	% Successful	Attempted	% Successful	Attempted	% Successful
DEP2001					35	80%		
DEP2004	1,285	83%	1,286	81%	1,364	81%	1,477	82%
ECO2023	722	80%	703	83%	683	84%	712	77%
GEB2430	663	79%	784	80%	715	82%	540	73%
GEO2000	913	85%	918	80%	874	77%	987	79%
INR2002	326	85%	242	85%	203	86%	249	83%
CPO2001	172	65%	272	72%	170	71%	248	76%
EDF2085	213	76%	251	85%	277	83%	269	80%
EUH2000	46	63%	40	65%	47	60%	71	63%
GEB2351	12	100%			127	69%	297	77%
GEO2420	240	82%	254	77%	294	69%	315	71%
SLS1101					32	59%		
SLS2281	16	94%			42	83%	69	81%
SYG2010	29	52%	38	71%	75	69%	194	80%

 Indicates a success rate of 90% or higher
 Indicates a success rate between 70% and 89%
 Indicates a success rate below 70%

Grade Distribution (1 of 8)

Term	Course	2016-2017					
		Pass (A, B, C)	Fail (D, F)	FNs	Ws	W1s	Incs
Summer 2016	AMH2010	66	10	6	10	0	0
	AMH2020	105	13	2	7	0	0
	AML2060	22	0	1	2	0	0
	ARH1000	182	8	5	5	0	0
	ARH2050	30	2	1	6	0	0
	AST1002	78	5	8	2	0	0
	BSC1005	110	9	12	10	0	0
	BSC1010	30	1	0	1	0	0
	BSC1020	107	11	5	3	0	0
	BSC1085	134	20	4	8	0	0
	CHM1025	91	3	0	6	0	0
	CHM1045	44	2	1	6	0	0
	DAN1100	18	1	4	1	0	0
	DEP2004	216	17	10	14	0	0
	ECO2013	126	18	2	3	0	0
	ECO2023	116	17	3	3	0	0
	EDF2085	29	1	4	3	0	0
	ENC1101	374	48	48	35	0	0
	ENC1102	331	38	26	30	0	0
	GEB2351	19	5	1	1	0	0
GEB2430	97	11	4	4	0	0	

Grade Distribution (2 of 8)

Term	Course	2016-2017					
		Pass (A, B, C)	Fail (D, F)	FNs	Ws	W1s	Incs
Summer 2016	GEO2000	125	4	9	8	0	0
	GEO2420	72	7	9	7	0	0
	HUM2020	35	8	5	7	0	0
	HUN1201	349	27	10	16	0	0
	INR2002	27	1	2	4	0	0
	LIT2000	147	17	15	24	0	0
	LIT2110	65	4	0	15	0	0
	MAC1105	209	51	17	26	0	0
	MAC2311	50	14	2	7	0	0
	MET2010	56	4	0	2	0	0
	MGF2106	224	16	11	5	0	0
	MGF2107	52	11	1	5	0	0
	MUL1010	23	12	3	7	0	0
	MUL2380	21	4	2	0	0	0
	PHI2010	33	4	0	4	0	0
	POS2041	117	16	5	6	0	0
	PSC1121	77	4	0	0	0	0
	PSY1012	405	56	28	16	0	0
	REL2300	11	4	3	7	0	0
	SPC2608	464	11	8	21	0	0
STA2023	320	45	17	27	0	0	
SYG2000	102	17	7	4	0	0	
SYG2010	29	5	1	5	0	0	
THE1000	69	11	6	9	0	0	
Total Summer 2016		5,407 (80.7%)	593 (8.9%)	308 (4.6%)	392 (5.9%)	0 (0%)	0 (0%)

Grade Distribution (3 of 8)

Term	Course	2016-2017					
		Pass (A, B, C)	Fail (D, F)	FNs	Ws	W1s	Incs
Fall 2016	AMH2010	202	33	28	24	0	0
	AMH2020	260	62	24	28	0	0
	AML2060	43	5	7	4	0	0
	AML2600	62	12	3	7	0	0
	ARH1000	576	78	29	20	0	0
	ARH2050	72	11	10	15	0	0
	AST1002	263	38	2	5	0	0
	BOT1010C	15	3	1	0	0	0
	BSC1005	439	72	25	33	0	0
	BSC1010C	243	51	14	44	0	0
	BSC1020	169	23	39	24	0	0
	BSC1085C	424	117	35	158	0	0
	CHM1025C	247	30	5	17	0	0
	CHM1045C	153	26	3	35	0	0
	CPO2001	73	8	2	11	0	0
	DAN1100	34	5	4	6	0	0
	DEP2004	464	72	32	25	0	0
	ECO2013	284	65	17	22	0	0
	ECO2023	209	30	21	13	0	0
	EDF2085	92	8	4	7	0	0
	ENC1101	2,056	317	147	128	0	0
	ENC1102	810	120	76	99	0	0
EUH2000	20	4	1	10	0	0	
EVR2001	46	18	3	4	0	0	

Grade Distribution (4 of 8)

Term	Course	2016-2017					
		Pass (A, B, C)	Fail (D, F)	FNs	Ws	W1s	Incs
Fall 2016	GEB2351	98	11	16	7	0	0
	GEB2430	146	24	20	14	0	0
	GEO2000	285	33	29	10	0	0
	GEO2420	56	12	14	9	0	0
	GLY2010C	5	0	0	0	0	0
	HUM2020	97	4	4	17	0	0
	HUM2230	11	4	4	10	0	0
	HUN1201	638	53	43	22	0	0
	INR2002	96	4	10	7	0	0
	LIT2000	536	57	38	51	0	0
	LIT2040	9	0	0	0	0	0
	LIT2110	98	8	5	9	0	0
	MAC1105	828	165	73	103	0	0
	MAC2311C	78	17	8	28	0	0
	MET2010	83	17	6	3	0	0
	MGF2106	843	153	75	45	0	0
MGF2107	163	46	24	27	0	0	

Grade Distribution (5 of 8)

Term	Course	2016-2017					
		Pass (A, B, C)	Fail (D, F)	FNs	Ws	W1s	Incs
Fall 2016	MUL1010	155	28	26	28	0	0
	MUL2380	90	18	5	6	0	0
	OCB2000C	19	1	0	1	0	0
	OCE1001	58	4	6	6	0	0
	PHI2010	96	14	8	5	0	0
	PHY1020	42	9	0	4	0	0
	PHY1053C	43	2	1	7	0	0
	PHY2048C	63	2	0	3	0	0
	POS2041	292	41	13	13	0	0
	PSC1121	146	7	3	4	0	0
	PSY1012	1,255	223	100	89	0	0
	REL2300	22	2	0	3	0	0
	SLS2281	22	1	1	1	0	0
	SPC2608	976	85	41	76	0	0
	STA2023	563	114	34	73	0	0
	SYG2000	211	42	27	23	0	0
	SYG2010	59	6	9	1	0	0
THE1000	86	9	8	21	0	0	
Total Fall 2016		15,524 (75.4%)	2,424 (11.8%)	1,183 (5.7%)	1,465 (7.1%)	0 (0%)	0 (0%)

Grade Distribution (6 of 8)

Term	Course	2016-2017					
		Pass (A, B, C)	Fail (D, F)	FNs	Ws	W1s	Incs
Spring 2017	AMH2010	153	30	10	27	11	0
	AMH2020	286	35	11	32	16	0
	AML2050	25	1	1	1	0	0
	AML2060	79	1	2	4	0	0
	AML2600	68	1	0	3	4	0
	ARH1000	434	57	15	27	19	0
	ARH2050	55	8	5	5	5	0
	ARH2051	25	3	0	3	1	0
	AST1002	247	15	5	8	9	0
	BOT1010C	21	0	0	0	0	0
	BSC1005	407	66	16	23	19	0
	BSC1010C	187	45	4	34	19	0
	BSC1020	169	33	12	19	16	0
	BSC1085C	394	113	9	65	33	0
	CHM1025C	201	21	7	9	6	1
	CHM1045C	132	25	0	20	3	0
	CPO2001	115	17	3	13	6	0
	DAN1100	47	5	0	12	0	0
	DEP2004	532	42	18	19	16	0
	ECO2013	289	51	18	14	13	0
	ECO2023	222	53	9	10	6	0
	EDF2085	94	11	8	6	2	0
ENC1101	750	161	40	92	109	0	
ENC1102	1,562	192	34	114	61	0	

Grade Distribution (7 of 8)

Term	Course	2016-2017					
		Pass (A, B, C)	Fail (D, F)	FNs	Ws	W1s	Incs
Spring 2017	EUH2000	25	4	2	5	0	0
	EVR2001	68	14	0	4	8	0
	GEB2351	111	9	5	6	8	0
	GEB2430	152	30	15	10	13	0
	GEO2000	366	43	25	29	21	0
	GEO2420	97	20	5	6	1	0
	HUM2020	86	15	3	11	0	0
	HUM2210	17	5	3	5	0	0
	HUN1201	716	73	14	33	41	0
	INR2002	83	5	1	4	5	0
	LIT2000	661	33	32	46	18	0
	LIT2040	20	3	1	1	0	0
	LIT2110	61	9	2	10	0	0
	MAC1105	664	162	31	96	36	0
	MAC2311C	85	11	2	11	3	0
	MET2010	60	11	6	3	0	0
	MGF2106	579	111	28	33	41	0
	MGF2107	174	49	16	21	13	0
	MUL1010	125	35	9	30	11	0
MUL2380	63	3	7	4	0	0	

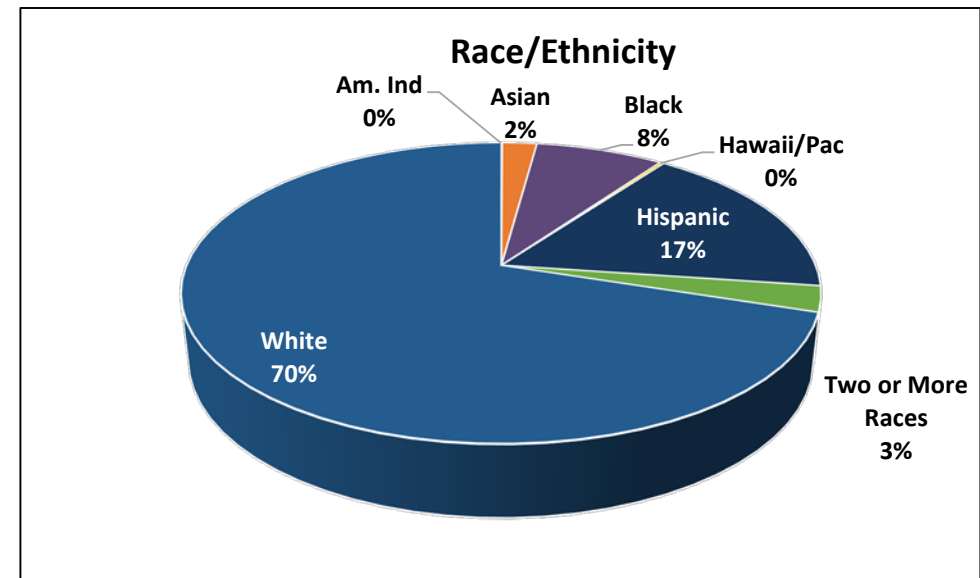
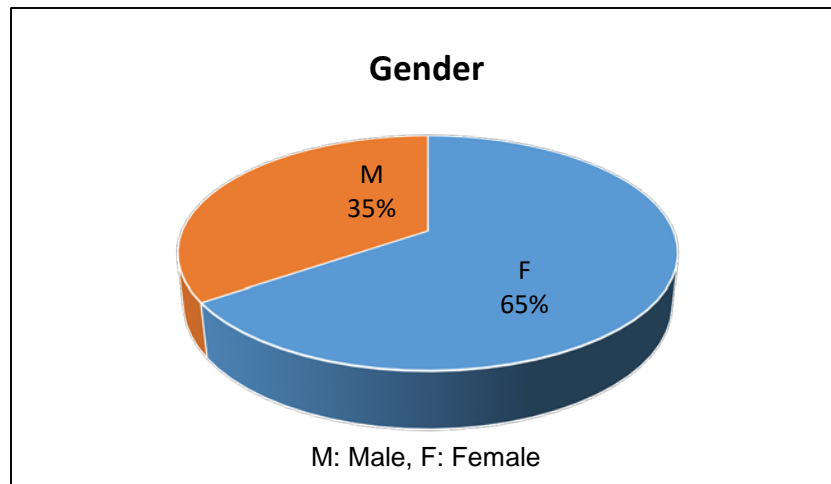
Grade Distribution (8 of 8)

Term	Course	2016-2017					
		Pass (A, B, C)	Fail (D, F)	FNs	Ws	W1s	Incs
Spring 2017	OCB2000C	10	2	0	2	0	0
	OCE1001	83	8	0	4	3	0
	PHI2010	120	26	6	8	3	0
	PHY1020	28	6	2	2	0	0
	PHY1053C	23	1	0	2	0	0
	PHY2048C	37	1	0	1	0	0
	POS2041	272	15	4	13	23	0
	PSC1121	165	7	3	3	3	0
	PSY1012	985	172	78	54	48	0
	REL2300	71	12	3	8	0	0
	SLS2281	34	7	0	2	1	0
	SPC2608	923	76	9	79	29	0
	STA2023	708	102	15	73	22	0
	SYG2000	210	39	10	20	29	0
	SYG2010	68	5	2	2	2	0
THE1000	122	26	15	14	15	0	
Total Spring 2017		14,595 (75.6%)	2,137 (11.1%)	581 (3%)	1,217 (6.3%)	771 (4%)	1 (0.005%)
Total for AA		35,891 (76.3%)	5,196 (11%)	2,079 (4.4%)	3,106 (6.6%)	771 (1.6%)	1 (0.002%)

2016-2017 Dual Enrollment

Dual Enrollment headcount: 1,669

Average Age: 18.1



Only UGD students excluding CTE students.

Some students will probably overlap as many were coded with both the Dual Enrolled and AA academic plans.

Some were probably Dual Enrolled and then transferred into AA so they would have in the same year.

Intended Major 2015-2016 (1 of 6)

Program and Institution	Number of students
Accounting	21
University of Central Florida	15
University of Florida	1
University of North Florida	3
University of South Florida	2
Actuarial Science	1
University of Florida	1
Advertising	3
University of Central Florida	3
Aerospace Engineering	7
University of Central Florida	5
University of Florida	2
African-American/Black Studies	4
University of Central Florida	4
Agricultural Engineering	2
University of Florida	2
Agricultural Teacher Education	2
University of Florida	2
Animal Sciences, General	4
University of Florida	4
Anthropology	1
University of Central Florida	1
Architecture	2
University of Central Florida	1
University of South Florida	1
Art/Art Studies, General	4
University of Central Florida	3
University of South Florida	1
Astronomy	1
University of Florida	1
Athletic Training/Trainer	14
University of Central Florida	9
University of Florida	1
University of Florida	1
University of North Florida	3

Program and Institution	Number of students
Atmospheric Sciences, General	1
University of Florida	1
Audiology & Speech-Language Pathology	3
University of Central Florida	2
University of Florida	1
Biochemistry	1
University of Florida	1
Biomedical Engineering	1
University of Florida	1
Biological and Biomedical Sciences	19
University of Central Florida	16
University of Florida	2
University of North Florida	1
Biological and Physical Sciences	7
University of South Florida	7
Biology/Biological Sciences, General	38
University of Central Florida	11
FL Atlantic	2
FL Gulf Coast U	1
FL International	2
University of Florida	19
University of North Florida	1
University of South Florida	2
Biomedical Sciences, General	6
University of Central Florida	6
Biotechnology	1
University of Central Florida	1
BUSINESS ADMINISTRATION	27
University of Central Florida	8
FL Atlantic	2
University of Florida	12
University of North Florida	2
University of South Florida	2
West Florida	1

Intended Major 2015-2016 (2 of 6)

Program and Institution	Number of students
Business	3
Daytona State College	1
University of North Florida	2
Business/Commerce, General	48
University of Central Florida	48
Business/Managerial Economics	8
University of Central Florida	7
University of North Florida	1
Chemical Engineering	2
University of Florida	1
University of South Florida	1
Chemistry, General	8
University of Central Florida	2
University of Florida	4
University of North Florida	2
Cinematography and Film/Video Product.	8
University of Central Florida	8
Civil Engineering, General	11
University of Central Florida	8
University of Florida	2
University of North Florida	1
Clinical Laboratory Science	2
University of Central Florida	1
University of South Florida	1
Communication and Media Studies, Other	1
University of Florida	1
Communication, Journalism, and Related	5
FL International	1
University of North Florida	4
Community Health and Preventive Medicine	1
University of Florida	1
Computer and Information Sciences	1
University of Florida	1

Program and Institution	Number of students
Computer and Information Sciences	41
University of Central Florida	32
Daytona State College	2
FL International	1
University of Florida	6
Computer Engineering, General	9
University of Central Florida	6
University of Florida	3
Construction Engineering Technology	1
University of North Florida	1
Criminal Justice/Safety Studies	41
University of Central Florida	34
FL A&M	1
FL Gulf Coast U	1
FL International	1
University of Florida	4
Criminology	2
University of Florida	2
Dance, General	1
University of South Florida	1
Dietetics/Dietitian	2
FL International	1
University of Florida	1
Digital Arts	11
University of Central Florida	10
Florida	1
Drama and Dramatics/Theatre Arts	7
University of Central Florida	6
University of Florida	1
Early Childhood Education and Teaching	3
University of Central Florida	1
University of Florida	1
University of North Florida	1

Intended Major 2015-2016 (3 of 6)

Program and Institution	Number of students
Economics, General	4
University of Central Florida	3
University of Florida	1
Electrical and Electronics Engineering	7
University of Central Florida	7
ELECTRONICS ENGINEERING TECHNO	15
Daytona State College	15
Elementary Education and Teaching	88
University of Central Florida	5
Daytona State College	79
University of Florida	1
University of North Florida	2
University of South Florida	1
Engineering Technologies	6
Daytona State College	6
ENGINEERING TECHNOLOGY	14
Daytona State College	14
English Language and Literature, General	12
University of Central Florida	8
University of Florida	2
University of North Florida	2
English/Language Arts Teacher Education	6
University of Central Florida	4
University of Florida	2
Environmental Science	2
University of Florida	1
University of South Florida	1
Environmental Health Engineering	3
University of Central Florida	2
University of Florida	1
Exercise Physiology	2
University of Florida	2
Family/Human Sciences	1
University of Florida	1

Program and Institution	Number of students
Finance, General	22
University of Central Florida	11
FL Atlantic	1
University of Florida	8
University of North Florida	1
University of South Florida	1
Fine/Studio Arts, General	4
University of Central Florida	2
University of North Florida	2
Foreign Language Teacher Education	1
University of Central Florida	1
Forensic Science and Technology	2
University of Central Florida	2
Forestry, General	4
University of Florida	4
Geography	2
University of Florida	1
University of Florida	1
Health Information/Medical Records	1
University of Central Florida	1
Health Professions and Related Programs	61
University of Central Florida	39
FL International	1
University of Florida	15
University of North Florida	6
HEALTH SERVICES ADMINISTRATION	1
St. Petersburg	1
Health/Health Care Administration/Mmgt	4
University of Central Florida	3
University of North Florida	1
History, General	7
University of Central Florida	6
University of Florida	1

Intended Major 2015-2016 (4 of 6)

Program and Institution	Number of students
Hospitality Administration/Management	13
University of Central Florida	12
University of Florida	1
Information Technology	3
University of Central Florida	3
International Relations and Affairs	1
University of South Florida	1
International/Global Studies	2
University of Central Florida	2
Journalism	11
University of Central Florida	9
FL Gulf Coast U	1
University of Florida	1
Kinesiology and Exercise Science	1
University of Florida	1
Legal Professions and Studies	1
University of Central Florida	1
Liberal Arts and Sciences	2
New College FL	2
Liberal Arts and Sciences/Liberal Studies	17
University of Central Florida	17
Management Science	2
University of Florida	2
Marine Biology and Biological Oceanography	2
West Florida	2
Marketing, Other	1
University of South Florida	1
Marketing/Marketing Management, General	15
University of Central Florida	11
University of North Florida	3
University of South Florida	1
Mass Communication/Media Studies	4
University of North Florida	3
University of South Florida	1

Program and Institution	Number of students
Mathematics, General	8
University of Central Florida	4
University of Florida	3
University of North Florida	1
Mechanical Engineering	16
University of Central Florida	14
University of Florida	2
Meeting and Event Planning	1
University of Central Florida	1
MIDDLE GRADES MATHEMATICS EDU.	8
University of Central Florida	1
Daytona State College	7
MIDDLE GRADES SCIENCEEDU	2
University of Central Florida	2
Multi/Interdisciplinary Studies	1
University of North Florida	1
Multi-/Interdisciplinary Studies, Other	1
University of Florida	1
Music Performance, General	5
University of Central Florida	3
University of North Florida	2
Music Teacher Education	2
University of Florida	2
Music Therapy/Therapist	2
University of Florida	2
Music, General	1
University of Florida	1
NURSING	201
University of Central Florida	45
Central Florida	5
Daytona State College	142
Edison	1
University of Florida	2
University of North Florida	5
Santa Fe	1

Intended Major 2015-2016 (5 of 6)

Program and Institution	Number of students
PARALEGAL STUDIES	3
University of Central Florida	3
Philosophy	1
University of Central Florida	1
Philosophy and Religious Studies	1
University of Central Florida	1
Photography	3
University of Central Florida	3
Physical Education Teaching and Coaching	12
University of Central Florida	11
University of North Florida	1
Physics, General	3
University of Central Florida	2
University of South Florida	1
Political Science and Government, General	9
University of Central Florida	2
FL Atlantic	1
FL International	1
University of Florida	5
Psychology	7
University of Florida	4
University of North Florida	3
Psychology, General	76
University of Central Florida	64
FL A&M	1
FL Atlantic	1
FL International	1
University of Florida	6
University of South Florida	3
PUBLIC POLICY & ADMINISTRATION	3
University of Central Florida	3
Public Relations/Image Management	1
University of Florida	1
PUBLIC SAFETY MANAGEMENT	1
Miami Dade	1

Program and Institution	Number of students
Radio and Television	11
University of Central Florida	9
University of Florida	2
RADIOLOGY & IMAGING SCIENCE	2
Valencia College	2
Real Estate	1
University of Central Florida	1
Religion/Religious Studies	1
University of Central Florida	1
Rhetoric and Composition	3
University of Central Florida	1
University of South Florida	2
SECONDARY BIOLOGY EDUCATION	3
Daytona State College	3
Sign Language Interpretation & Translation	4
University of North Florida	4
Social Science Teacher Education	2
University of Central Florida	1
University of Florida	1
Social Work	18
University of Central Florida	17
University of North Florida	1
Sociology	11
University of Central Florida	8
University of Florida	1
University of North Florida	2
Special Education and Teaching, General	17
Daytona State College	15
University of Florida	1
University of North Florida	1
Sport and Fitness	
Administration/Management	3
University of Florida	1
University of North Florida	2

Intended Major 2015-2016 (6 of 6)

Program and Institution	Number of students
SUPERVISION AND MANAGEMENT	116
Central Florida College	3
Daytona State College	112
Santa Fe College	1
Sustainability Studies	1
University of Florida	1
VETERINARY TECHNOLOGY	10
St. Petersburg College	10
Visual and Performing Arts	4
University of Central Florida	2
University of Florida	2
Wildlife, Fish and Wildlands Science and Management	1
University of Florida	1
Zoology/Animal Biology	3
University of Central Florida	1
University of Florida	2
Student started before 2012-13	6793
Unknown	745
Grand Total	8848

Intended Major 2016-2017 (1 of 11)

Program and Institution	Number of students
Accounting	102
University of Central Florida	88
University of Florida	4
University of North Florida	5
University of South Florida	5
Actuarial Science	3
University of Florida	2
University of Central Florida	1
Advertising	4
University of Florida	2
University of South Florida	2
Advertising & Public Relations	18
University of Central Florida	18
Aerospace Engineering	41
University of Central Florida	32
University of Florida	9
Agricultural Education & Communication	3
University of Florida	3
Agricultural Operations Mgmt	3
University of Florida	3
Agricultural Science	2
Florida Agricultural and Mechanical University	2
Animal Sciences	22
University of Florida	22
Anthropology	23
Florida State University	1
University of Central Florida	17
University of Florida	2
University of North Florida	1
University of South Florida	1
University of West Florida	1
Applied Phys & Kinesiology	3
University of Florida	3

Program and Institution	Number of students
Architecture	18
Florida Agricultural and Mechanical University	1
Florida Atlantic University	1
University of Central Florida	10
University of South Florida	6
Art	4
Florida Atlantic University	1
University of Florida	2
University of North Florida	1
Art – BA	16
University of Central Florida	16
Art – BFA	31
University of Central Florida	31
Art Education	9
University of Central Florida	8
University of North Florida	1
Art History	1
University of South Florida	1
ASL/English Interpreting	18
University of North Florida	18
Astronomy	2
University of Florida	2
Athletic Training/Trainer	53
Florida Gulf Coast University	1
Florida State University	2
University of Central Florida	36
University of Florida	2
University of North Florida	12
Bac. Not a Florida Public Inst	748
Bac. Not a Florida Public Inst	748
BAS in Supervision & Mgmt	665
Chipola College	3
Daytona State College	662

Intended Major 2016-2017 (2 of 11)

Program and Institution	Number of students
Behavioral Healthcare (BAS)	1
University of South Florida	1
Biochemistry	1
Florida State University	1
Biochemistry & Molecular Biol	4
University of Florida	4
Biological Sci- Pre-Profession	18
Florida State University	18
Biological Science - BA	5
Florida Atlantic University	5
Biological/Biosystems Eng	1
University of Florida	1
Biology	226
Florida Agricultural and Mechanical University	1
Florida International University	3
Florida State University	6
University of Central Florida	150
University of Florida	55
University of North Florida	11
Biomedical Engineering	5
University of Florida	5
Biomedical Science	2
Florida State College at Jacksonville	2
Biomedical Sciences	130
University of Central Florida	114
University of North Florida	4
University of South Florida	12
Biotechnology	5
University of Central Florida	5
Botany	7
University of Florida	7

Program and Institution	Number of students
BS - Info Systems Technology	101
Daytona State College	101
BS Nursing - RN-BSN	1271
Daytona State College	1271
BSED Elementary Education	367
Daytona State College	367
BSED Exceptional Education	52
Daytona State College	52
BSED Secondary Biology Educati	12
Daytona State College	12
BSED Secondary Earth/Space Sci	10
Daytona State College	10
BSED Secondary Math Education	28
Daytona State College	28
BSET Engineering Technology	55
Daytona State College	55
Building Construction	6
University of North Florida	6
Business Admin BABA	39
University of Florida	39
Business Administration	31
Florida Agricultural and Mechanical University	1
Florida International University	7
Florida State University	23
Business Econ	85
University of Central Florida	85
Business Mgmt	23
University of North Florida	23
Business, General	2
University of West Florida	2

Intended Major 2016-2017 (3 of 11)

Program and Institution	Number of students
Cell & Molecular Biology	1
University of South Florida	1
Chemical Engineering	8
Florida State University	1
University of Florida	6
University of South Florida	1
Chemistry	31
Florida Agricultural and Mechanical University	1
Florida Gulf Coast University	1
Florida State University	1
University of Central Florida	20
University of Florida	7
University of South Florida	1
Chemistry/BioChemistry	5
University of North Florida	5
Civil Engineering	62
Florida Atlantic University	1
Florida State University	2
University of Central Florida	45
University of Florida	6
University of North Florida	6
University of South Florida	2
Clinical Laboratory Science	1
Santa Fe College	1
Comm	4
University of South Florida	4
Comm - Culture & Media	4
University of South Florida	4
Comm & Media Studies(includes)	10
Florida State University	10

Program and Institution	Number of students
Comm Sci & Disorders	26
University of Central Florida	26
Communication	1
Florida International University	1
Communication Arts	1
University of West Florida	1
Communications	9
Florida Atlantic University	1
University of Florida	1
University of North Florida	7
Communications: Advertising	1
University of North Florida	1
Comp Info Science	1
Florida Agricultural and Mechanical University	1
Computer & Info Science	5
University of North Florida	5
Computer Criminology	1
Florida State University	1
Computer Engineering	46
Florida State University	1
University of Central Florida	42
University of Florida	3
Computer Science	136
Florida International University	1
Florida State University	9
University of Central Florida	114
University of Florida	9
University of South Florida	3
Computer Science - BS	1
Florida Atlantic University	1

Intended Major 2016-2017 (4 of 11)

Program and Institution	Number of students
Construction (BS)	1
Seminole State College of Florida	1
Construction Engineering	6
University of Central Florida	6
Construction Mgmt	5
University of Florida	5
Criminal Justice	212
Florida Agricultural and Mechanical University	4
Florida Atlantic University	2
Florida Gulf Coast University	1
Florida International University	1
University of Central Florida	198
University of North Florida	6
Criminal Justice (BAS)	1
University of South Florida	1
Criminology	15
Florida State University	13
University of South Florida	2
Criminology & Law	2
University of Florida	2
Dance	5
University of Florida	3
University of South Florida	2
Deaf Studies (BAS)	1
University of South Florida	1
Dental Hygiene - BAS	2
St. Petersburg College	2
Dietetics	6
University of Florida	6
Dietetics & Nutrition	2
Florida International University	2

Program and Institution	Number of students
Digital Media	57
University of Central Florida	57
DSC BSET EET Prereqs	9
Daytona State College	9
DSC Secondary Physics Educ.	3
Daytona State College	3
Early Child Care Education	1
Florida Atlantic University	1
Early Childhood Education	18
Chipola College	2
Florida State College at Jacksonville	2
University of Central Florida	12
University of Florida	2
East Asian Lang, Lit, & Ling	1
University of Florida	1
East Asian Languages & Culture	1
Florida State University	1
Economics	3
Florida Atlantic University	1
Florida State University	1
University of South Florida	1
Economics - BS	15
University of Central Florida	15
Economics, BA	1
University of North Florida	1
Economics, Business	1
University of North Florida	1
Electrical Engineering	27
University of Central Florida	23
University of North Florida	3
University of South Florida	1

Intended Major 2016-2017 (5 of 11)

Program and Institution	Number of students
Electrical Engineering (EE)	1
University of Florida	1
Elementary Education	51
Florida Agricultural and Mechanical University	1
Florida State University	1
University of Central Florida	39
University of Florida	2
University of North Florida	4
University of South Florida	4
Elementary Education - (B.S.)	2
Chipola College	2
Engineering Technology (BS)	2
Seminole State College of Florida	2
English	53
University of Central Florida	43
University of Florida	6
University of North Florida	2
University of South Florida	2
English Education	2
Florida State University	2
English Lang & Lit & Creative	3
Florida State University	3
English Language Arts Educ	21
University of Central Florida	21
Entomology & Nematology	2
University of Florida	2
Environ Mgmt in Ag & Nat Resou	2
University of Florida	2
Environmental Biology	1
University of South Florida	1
Environmental Engineering	15
University of Central Florida	15

Program and Institution	Number of students
Environmental Sci & Policy	3
University of South Florida	3
Environmental Science	10
Florida State University	2
University of Florida	8
Environmental Studies	7
University of Central Florida	6
University of West Florida	1
Event Mgmt	13
University of Central Florida	13
Exceptional Education	1
University of Central Florida	1
Exercise Sci & Health Promotio	1
Florida Atlantic University	1
Exercise Science	4
Florida State University	4
Family, Youth & Community Sci	1
University of Florida	1
Film	25
University of Central Florida	25
Finance	65
Florida Gulf Coast University	1
Florida International University	2
Florida State University	5
University of Central Florida	42
University of Florida	7
University of North Florida	4
University of South Florida	4
Financial Services	1
University of North Florida	1
Fire Sci & Emergency Serv	2
University of Florida	2

Intended Major 2016-2017 (6 of 11)

Program and Institution	Number of students
FLPOLY Comp Soft & Media apps	1
Florida Polytechnic University	1
Foreign Language Educ	1
University of South Florida	1
Forensic Science	26
University of Central Florida	26
Forensic Studies	1
Florida Gulf Coast University	1
Forest Resource Conservation	4
University of Florida	4
French	1
University of Central Florida	1
General Studies	33
University of South Florida	33
Geography	1
Florida State University	1
Geology	4
Florida Atlantic University	1
University of South Florida	3
Geomatics	1
University of Florida	1
Graphic Design	2
University of Florida	2
Health Administration	1
University of North Florida	1
Health Education & Behavior	1
University of Florida	1
Health Info Mgmt	9
University of Central Florida	9
Health Science	4
Florida Agricultural and Mechanical University	2
Florida Gulf Coast University	2

Program and Institution	Number of students
Health Science - Exercise Sci	2
University of North Florida	2
Health Science - Public Health	8
University of North Florida	8
Health Science/Pharmacy	35
University of Florida	35
Health Sciences	10
University of South Florida	10
Health Sciences - Pre-Clinical	246
University of Central Florida	246
Health Services Admin	42
University of Central Florida	42
History	35
Florida Atlantic University	1
Florida State University	1
University of Central Florida	28
University of Florida	2
University of North Florida	2
University of South Florida	1
History Education	1
Florida Agricultural and Mechanical University	1
Horticultural Studies	1
University of Florida	1
Hospitality Mgmt	39
Florida State University	3
University of Central Florida	36
Human Communication	7
University of Central Florida	7
Human Resource Mgmt	1
Florida International University	1
Humanities & Cultural Studies	4
University of Central Florida	4

Intended Major 2016-2017 (7 of 11)

Program and Institution	Number of students
Humanities, Interdisciplinary	1
University of West Florida	1
Industrial Engineering	4
University of Central Florida	3
University of South Florida	1
Info Systems	1
University of Florida	1
Info Systems Technology (BS)	1
Seminole State College of Florida	1
Info Technology	24
Florida State University	1
University of Central Florida	21
University of South Florida	1
University of West Florida	1
Integrated Business	202
University of Central Florida	202
Integrative Animal Biology	1
University of South Florida	1
Interdisciplinary Social Sci	1
University of South Florida	1
Interdisciplinary Studies	75
University of Central Florida	73
University of North Florida	2
Interior Design	4
Florida State University	4
Interior Design (BAS)	1
Seminole State College of Florida	1
International & Global Studies	10
University of Central Florida	10
International Affairs	2
Florida State University	2

Program and Institution	Number of students
International Business	4
Florida Atlantic University	2
University of North Florida	2
International Studies	3
University of Florida	1
University of North Florida	2
Journalism	31
Florida Agricultural and Mechanical University	2
University of Central Florida	24
University of Florida	5
Legal Studies	33
University of Central Florida	32
University of West Florida	1
Linguistics	3
University of Florida	3
Marine Biology	29
Florida International University	3
University of South Florida	19
University of West Florida	7
Marine Science	12
Florida Gulf Coast University	5
University of Florida	7
Marketing	90
Florida Atlantic University	2
Florida Gulf Coast University	1
Florida International University	1
Florida State University	5
University of Central Florida	68
University of Florida	2
University of North Florida	6
University of South Florida	4
University of West Florida	1

Intended Major 2016-2017 (8 of 11)

Program and Institution	Number of students
Mass Comm - News, Jour, Public	2
University of South Florida	2
Materials Science & Eng	2
University of Florida	2
Mathematics	9
Florida State University	1
University of Central Florida	7
University of Florida	1
Mathematics Education	6
University of Central Florida	6
Mechanical Engineering	78
Florida Atlantic University	2
Florida State University	2
University of Central Florida	64
University of Florida	9
University of North Florida	1
Medical Laboratory Sciences	6
University of Central Florida	6
Medical Technology	2
University of South Florida	2
Meteorology	4
Florida State University	4
Mgmt	89
Florida Atlantic University	4
Florida State University	1
University of Central Florida	72
University of Florida	8
University of South Florida	4
Microbiology	2
University of South Florida	2
Microbiology & Cell Science	1
University of Florida	1

Program and Institution	Number of students
Music	26
University of Central Florida	22
University of North Florida	4
Music (all tracks)	6
Florida State University	6
Music (general)	1
University of Florida	1
Music Education	6
University of Central Florida	4
University of North Florida	2
Music Performance	1
University of South Florida	1
Music Teacher Education	1
University of Florida	1
Music Therapy	2
Florida State University	2
Neurobiological Science	2
University of Florida	2
Neuroscience & Behavior	1
Florida Atlantic University	1
Nuclear & Radiological Sci	1
University of Florida	1
Nursing	256
Broward College	1
Florida Agricultural and Mechanical University	4
Florida International University	1
Florida State University	6
University of Central Florida	212
University of Florida	14
University of North Florida	9
University of South Florida	6
University of West Florida	3

Intended Major 2016-2017 (9 of 11)

Program and Institution	Number of students
Nursing: Pre-Nursing-BSN-trans	1
Florida Atlantic University	1
Nursing: RN to B.S.N Program	1
Florida Atlantic University	1
Nurtritional Sciences	2
University of Florida	2
Nutrition & Dietetics	25
University of North Florida	25
Ocean Engineering	1
Florida Atlantic University	1
Palmer Chiropractic Pre-reqs	1
Palmer College of Chiropractic	1
Paralegal Studies (BAS)	1
St. Petersburg College	1
Philosophy	4
Florida State University	2
University of Central Florida	2
Photography	11
University of Central Florida	11
Physical Education	1
University of South Florida	1
Physics	17
Florida State University	1
University of Central Florida	13
University of Florida	1
University of South Florida	2
Plant Science	1
University of Florida	1
Political Science	53
Florida Atlantic University	1
Florida State University	5
University of Central Florida	39
University of Florida	8

Program and Institution	Number of students
PreKdg/Primary Education	2
University of North Florida	2
Psychology	427
Florida Agricultural and Mechanical University	5
Florida Atlantic University	1
Florida International University	1
Florida State University	16
University of Central Florida	363
University of Florida	13
University of North Florida	15
University of South Florida	12
University of West Florida	1
Public Administration	13
University of Central Florida	13
Public Administration/Mgmt	1
Florida Atlantic University	1
Public Health	1
University of South Florida	1
Public Relations	2
University of Florida	2
Radiological & Imaging Sci	4
Valencia College	4
Radio-Television	28
University of Central Florida	28
Real Estate	8
University of Central Florida	8
Religion & Cultural Studies	6
University of Central Florida	6
Restaurant & Foodservice Mgmt	2
University of Central Florida	2
Retail Merch & Product Dev	3
Florida State University	3

Intended Major 2016-2017 (10 of 11)

Program and Institution	Number of students
Risk Mgmt-Insurance	1
Florida State University	1
RN-BSN	16
Chipola College	16
Science Education - Biology	2
University of Central Florida	2
Science Education - Chemistry	1
University of Central Florida	1
Science Education: Biol	1
University of North Florida	1
Science, Interdisciplinary	2
University of West Florida	2
Social Science Education	14
Florida State University	1
University of Central Florida	13
Social Sciences	8
University of Central Florida	8
Social Studies Education	1
University of North Florida	1
Social Work	104
Florida Agricultural and Mechanical University	2
Florida Atlantic University	1
Florida State University	2
University of Central Florida	89
University of North Florida	6
University of South Florida	4
Sociology	24
Florida Atlantic University	1
Florida State University	1
University of Central Florida	20
University of Florida	2

Program and Institution	Number of students
Soil & Water Science	1
University of Florida	1
Spanish	4
University of Central Florida	4
Sport Mgmt	14
Florida State University	3
University of Florida	6
University of North Florida	5
Sports & Exercise Science	61
University of Central Florida	61
Statistics	4
University of Central Florida	3
University of South Florida	1
Studio Art	1
Florida State University	1
Supervision & Mgmt (BAS)	1
Florida State College at Jacksonville	1
Theatre	31
University of Central Florida	26
University of Florida	1
University of South Florida	3
University of West Florida	1
Theatre/Motion Picture Art	1
Florida State University	1
UCF Communication and Conflict	4
University of Central Florida	4
Undecided Major - Sub Plan	2,299
Undecided	2,299
Veterinary Technology	1
Florida Agricultural and Mechanical University	1
Veterinary Technology (BAS)	33
St. Petersburg College	33

Intended Major 2016-2017 (11 of 11)

Program and Institution	Number of students
Wildlife Ecology & Conservation	4
University of Florida	4
World Language Education	2
University of Central Florida	2
Writing & Rhetoric	6
University of Central Florida	6
Zoology	13
University of Florida	13
Grand Total	10,144

Daytona State College	2,570
BAS in Supervision & Mgmt	662
BS - Info Systems Technology	101
BS Nursing - RN-BSN	1,271
BSED Elementary Education	367
BSED Exceptional Education	52
BSED Secondary Biology Education	12
BSED Secondary Earth/Space Sci	10
BSED Secondary Math Education	28
BSET Engineering Technology	55
DSC BSET EET Prereqs	9
DSC Secondary Physics Educ.	3

AA FL State Accountability Measure – Success Rates

Tracking Period	AA		AS/AAS		PSVC/ATD		LOWER TOTAL			BACH		
	DSC	State	DSC	State	DSC	State	DSC	State	State Rank	DSC	State	State Rank
05/06 - 08/09	84.3%	84.7%	77.2%	82.5%	93.9%	89.7%	83.0%	84.5%	19			
06/07 - 09/10	82.8%	85.0%	72.0%	81.9%	83.8%	88.7%	80.0%	84.7%	24	92.2%	98.8%	3/6
07/08 - 10/11	80.3%	84.4%	76.8%	82.0%	82.1%	89.0%	79.5%	84.2%	24	94.5%	98.7%	3/7
08/09 - 11/12	79.4%	84.2%	73.4%	79.8%	81.8%	88.9%	78.2%	83.7%	23	97.4%	98.8%	4/8
09/10 - 12/13	78.8%	83.4%	71.5%	78.0%	87.0%	89.1%	77.8%	82.8%	24	96.9%	97.8%	8/11
10/11 - 13/14	81.2%	84.2%	76.8%	78.6%	83.3%	89.3%	80.3%	83.5%	23	96.5%	98.6%	11 /14
11/12 - 14/15	81.1%	84.8%	82.6%	79.4%	86.8%	91.1%	81.6%	84.3%	21	97.6%	98.3%	16/19
12/13 - 15/16	83.5%	85.7%	80.9%	79.6%	83.0%	91.4%	83.0%	85.1%	17	98.6%	98.4%	12/21

Status of FTIC students, after four years for AA/AS/AAS, who have completed at least 18 college-level credits and after two years for PSVC/ATD, who have completed at least nine college level credits, and after four years for first time BAS/BS students.

Success- Students who graduated, were still enrolled in good standing (gpa >= 2.0), or left in good standing (gpa >= 2.0).

State Range: 75.9% (FL SouthWestern) - 100% (Pasco-Hernando). State Range Bach.: 90.9% (Chipola) - 100% (South Florida, Florida Gulf Coast, Florida Gateway, State College FL)

Source: FL Accountability Measure 1 Part 2, 10/06/2016

AA Graduate Transfer Rates

Graduate Year	Total Graduates	Transfers to a Florida Institution								% Transfers to a Florida Institution		
		State University System (SUS)		Private University		Florida College System (FCS)		DSC BACH		DSC		State
		#	%	#	%	#	%	#	%	#	%	%
2007/08	1005	514	51.1%	34	3.4%	108	10.7%	110	10.9%	766	76%	74%
2008/09	1277	578	45.3%	50	3.9%	156	12.2%	161	12.6%	949	74%	76%
2009/10	1458	617	42.3%	55	3.8%	178	12.2%	248	17.0%	1100	75%	74%
2010/11	1928	747	38.7%	78	4.0%	263	13.6%	309	16.0%	1401	73%	74%
2011/12	1958	668	34.1%	61	3.1%	290	14.8%	338	17.3%	1362	70%	68%
2012/13	1786	569	31.9%	72	4.0%	236	13.2%	350	19.6%	1230	69%	71%
2013/14	1626	501	30.8%	52	3.2%	196	12.1%	298	18.3%	1048	64%	71%
2014/15	1668	544	32.6%	41	2.5%	183	11.0%	347	20.8%	1115	67%	71%

Graduates are tracked in the following year and reported one year later. Continuing education outcomes are based on enrollment data for the fall and preliminary winter/spring semester. Individuals are only counted in one educational sector. Priority for continuing education is SUS, private university and FCS.

Students found continuing their education in DSC baccalaureate programs are not included in those found in the Florida College System.

Graduates in programs sharing CIPS are reported only once.

Graduates continuing their postsecondary education in a district school system are not shown but are included in the totals.

Source: Florida Education & Training Placement Information Program (FETPIP) 3/2/2015

AA Degree Performance in the State University System

Year of Enrollment in the SUS	Average SUS GPA		
	DSC AA Transfers	Florida AA Transfers	SUS Native Students
2009/10	3.06	2.95	3.12
2010/11	3.04	2.94	3.12
2011/12	3.01	2.93	3.12
2012/13	3.02	2.93	3.12
2013/14	3.04	2.94	3.12
2014/15	3.04	2.94	3.12
2015/16	3.05	2.96	3.14

Source: FL Articulation Reports (LEVISMRY, CCMRYRP) S:\IR\Articulation SUS 04/06/2017

High School Capture Rate

Year Enrolled at DSC	Number of Graduates	# Captured at DSC	DSC Capture Rate	State Capture Rate	State Rank
2007/08	4,010	1,585	39.5%	33.2%	8
2008/09	4,136	1,648	39.9%	34.6%	9
2009/10	4,165	1,781	42.8%	34.6%	7
2010/11	4,409	1,753	39.8%	33.0%	7
2011/12	4,140	1,549	37.4%	33.5%	8
2012/13	4,242	1,509	35.6%	32.5%	11
2013/14	4,273	1,592	37.3%	32.4%	7
2014/15	4,294	1,455	33.9%	32.5%	12

Prior year public high school graduates from Volusia and Flagler counties who enrolled at DSC.

Enrollment is limited to prior year public high school graduates from the DSC service area (Volusia and Flagler counties).

State Range: 16.4% (St. Johns River) - 45.8% (Miami Dade)

Source: FL Accountability Measure 1 Part 1, 08/31/2016

Dual Enrollment Headcount and FTE

Year	AP		PSV		PSAV		Total		% Change	
	HC	FTE	HC	FTE	HC	FTE	HC	FTE	HC	FTE
2009/10	1,563	742	313	76	164	42	1,722	860	11.8%	12.4%
2010/11	1,487	747	249	42	14	6	1,511	795	-12.3%	-7.6%
2011/12	1,705	843	212	33	12	7	1,724	884	14.1%	11.2%
2012/13	1,646	843	283	42	11	5	1,672	890	-3.0%	0.7%
2013/14	1,718	786	237	36	7	4	1,737	826	3.9%	-7.2%
2014/15	1,530	691	185	30	1	1	1,541	721	-11.3%	-12.7%
2015/16	2,039	1,070	180	28	7	2	2,045	1100	32.7%	52.6%
2016/17	2,261	1,014	175	25	15	1	2,279	1040	11.4%	-5.5%

*Headcounts are duplicated across disciplines, unduplicated in Total.

**Graduates include associate degrees and certificates.

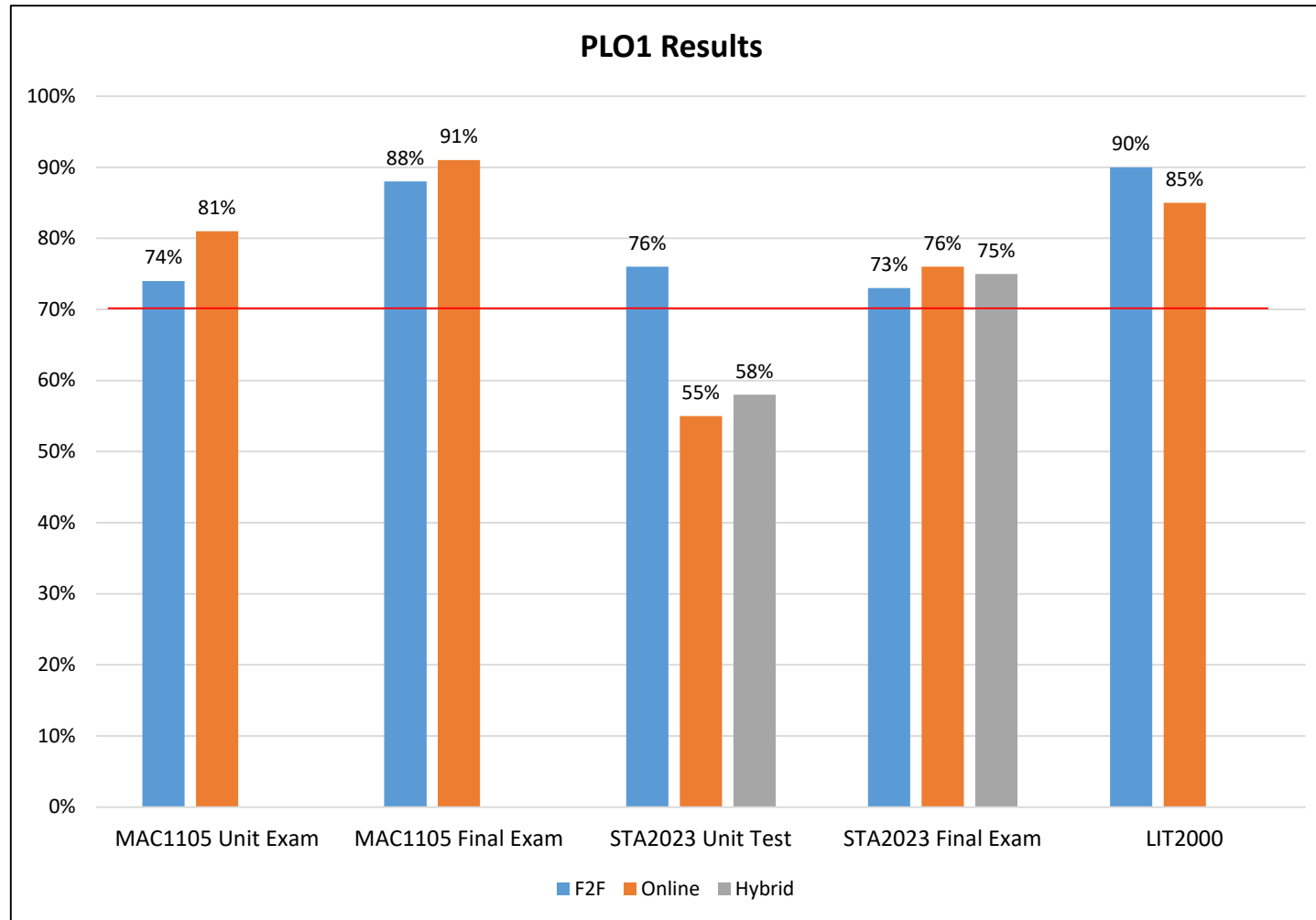
Source: S:\IR\Core Performance Indicators\CPI 2017\DUAL\DUAL to CC

Program Learning Outcomes

AA Degree #70000

1. Critical/Creative Thinking.
2. Communication.
3. Cultural Literacy.
4. Information and Technical Literacy.

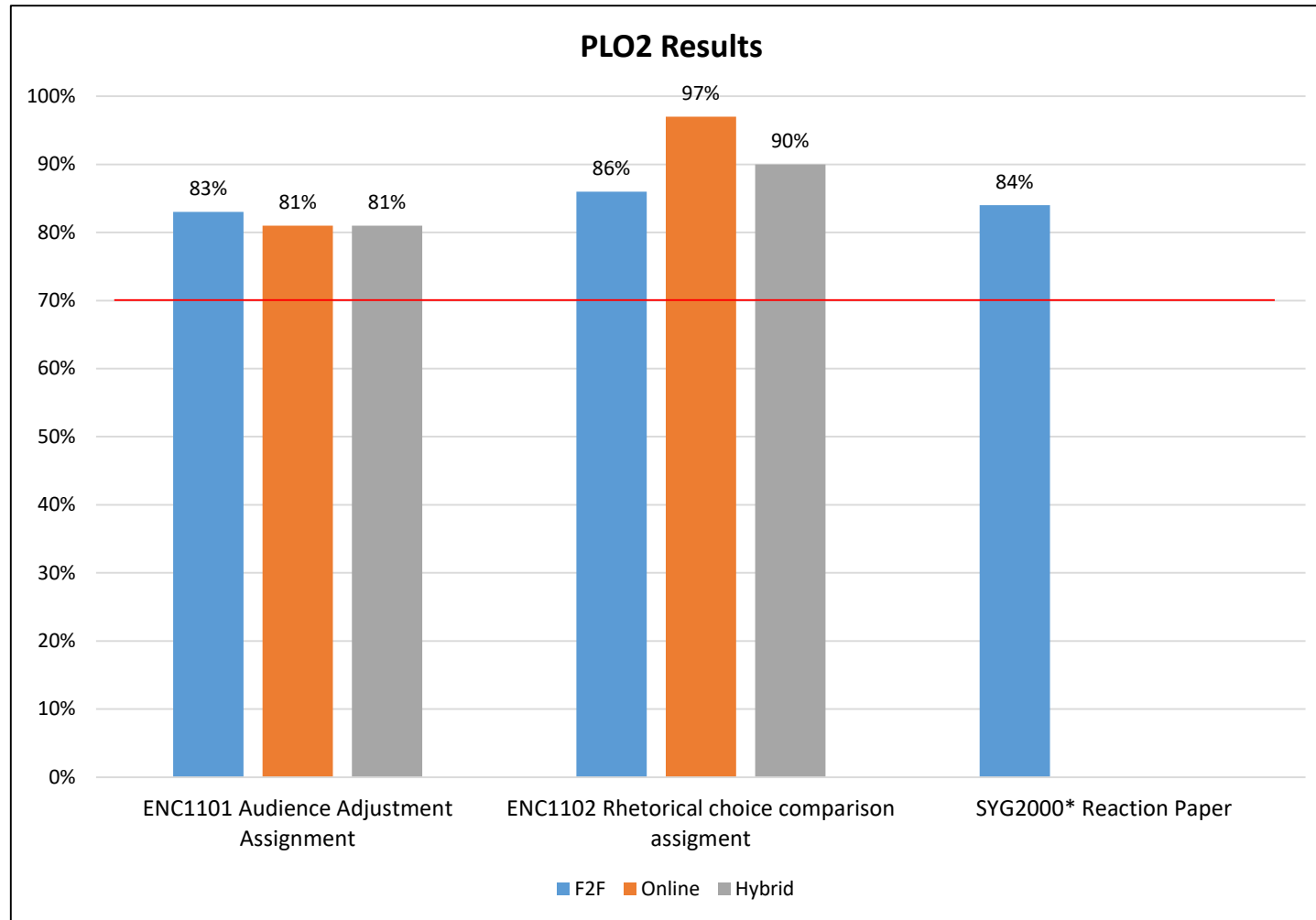
Assessment Results 2016-2017



Critical/Creative Thinking

BSC1010 Pre/Post test results are also part of the direct measures.

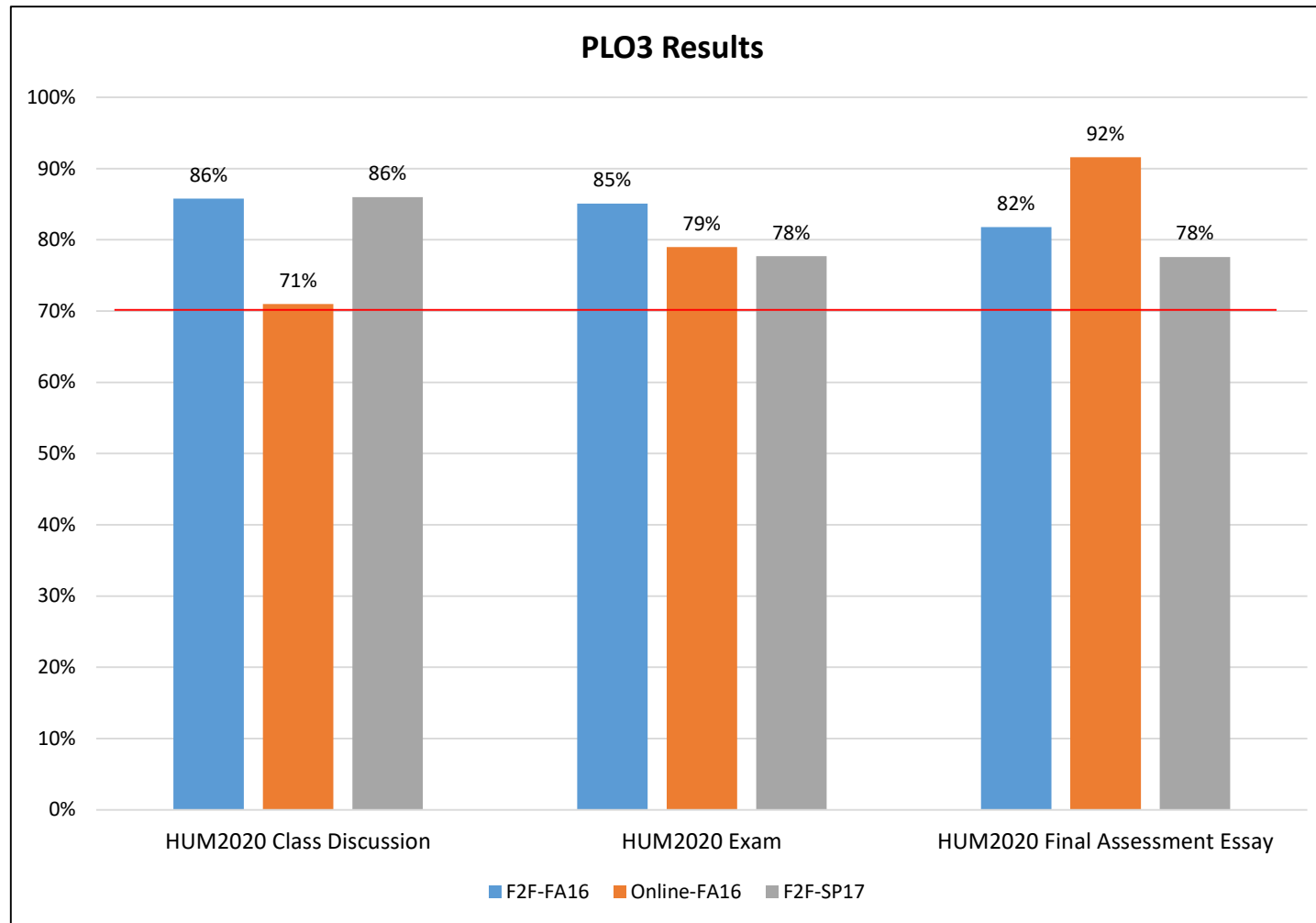
Assessment Results 2016-2017



Communication Skills

**Results for all sections and modalities*

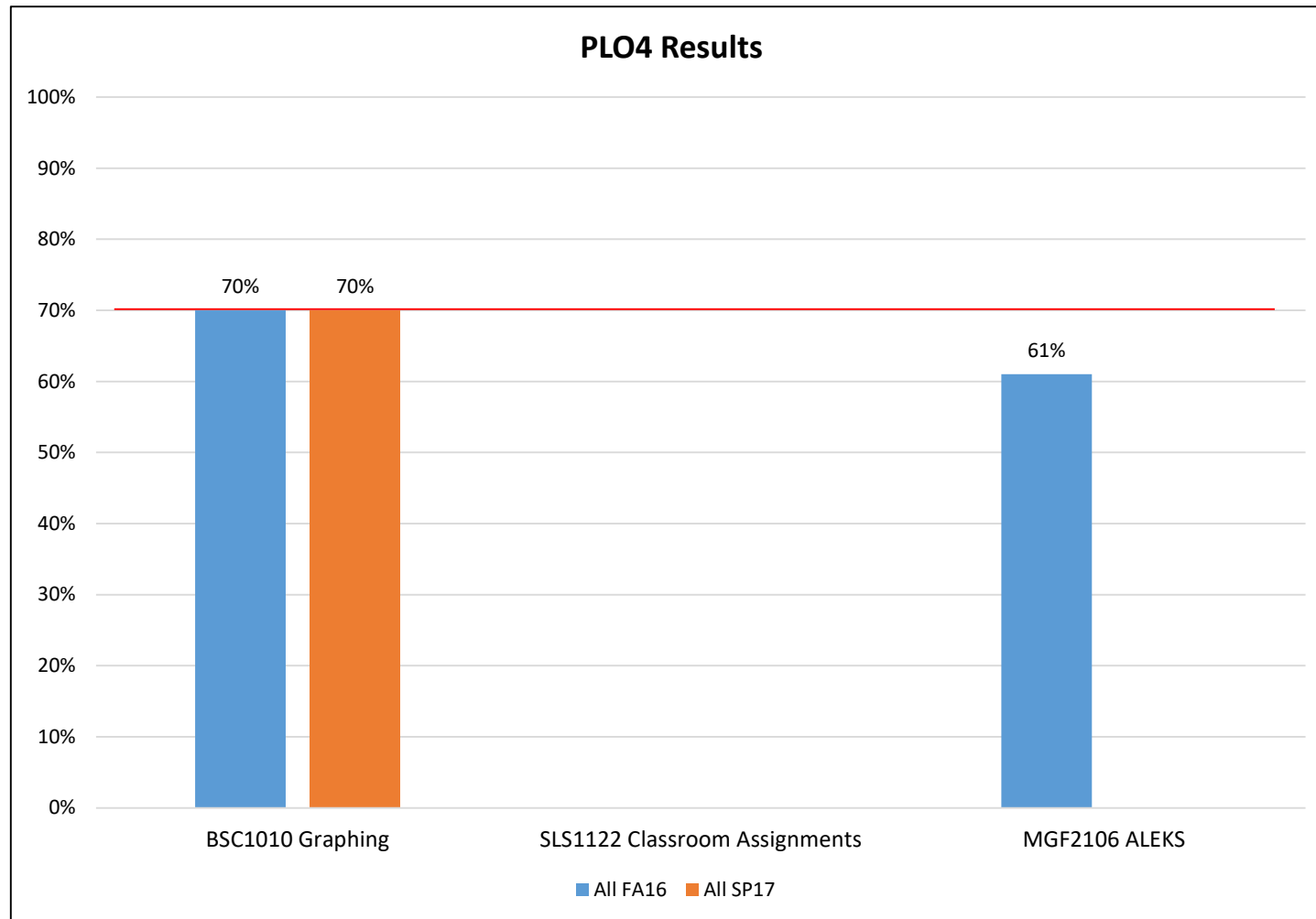
Assessment Results 2016-2017



Communication Skills

ARH1000 Art Appreciation and AMH2010 American History courses included pre/post tests as assessment measures

Assessment Results 2016-2017



Technical and Informational Literacy

SLS1122 Managing Your Success: Averages across methodologies and campuses were met for classroom activities and assignments. Some assignments are being retired because of faculty feedback that indicate some assignments are better used as activities in the classroom rather than graded assignments.

Assessment Data 2015-2016 and 2016-2017: Programs and Institutional Learning Outcomes

Program	Critical/ Creative Thinking		Communication		Cultural Literacy		Information and Technical Literacy	
	15/16	16/17	15/16	16/17	15/16	16/17	15/16	16/17
70000 - AA	79%-99%	55% -91%	84.7%-98.5%	81%-97%	75%-90%	71%-92%	56% -92%	61% -70%