

# ASSESSMENT DAY

---

College of Workforce, Continuing and Adult Education  
School of Occupational Apprenticeships  
Electrical Apprentice – Non-Union  
Feb 19, 2016

# Academic Assessment

	LEVEL	FOCUS	CONDUCTED BY	FREQUENCY
<b>Academic Success Committee</b>	Program	<ul style="list-style-type: none"> <li>Quality of assessment practices</li> </ul>	Committee of peers	Years 1 & 2
<b>Instructional Program Review</b>	Program / Cluster	<ul style="list-style-type: none"> <li>Enrollment, retention, completion</li> <li>Industry certifications and job placement</li> <li>Program budget and staffing</li> <li>Advisory committees</li> <li>Curriculum changes</li> </ul>	Committee of peers	Year 3
<b>Assessment Day</b>	Course/ Program	<ul style="list-style-type: none"> <li>Enrollment by demographics</li> <li>Graduation and retention</li> <li>Average class size</li> <li>Course success rate</li> <li>Placement rate</li> <li>SLOs, PLOs and ILOs</li> </ul>	Program Chair and Faculty	Years 1, 2, 3

# Programs

[1071 - Electrical Apprentice - Non-Union](#)

# Courses

[BCA0340](#)

[BCA0341L](#) Electrical Apprentice 10 Lab-OJT (Non-Union)

[BCA0343L](#) Electrical Apprentice 12 Lab-OJT (Non-Union)

[BCA0351](#) Electrical Apprentice 2 (Non-Union)

[BCA0353](#) Electrical Apprentice 4 (Non-Union)

[BCA0354L](#) Electrical Apprentice 5 Lab-OJT (Non-Union)

[BCA0356L](#) Electrical Apprentice 7 Lab-OJT (Non-Union)

[BCA0340L](#) Electrical Apprentice 9 Lab-OJT (Non-Union)

[BCA0342](#) Electrical Apprentice 11 (Non-Union)

[BCA0350](#) Electrical Apprentice I (Non-Union)

[BCA0351L](#) Electrical Apprentice 2 Lab-OJT (Non-Union)

[BCA0353L](#) Electrical Apprentice 4 Lab-OJT (Non-Union)

[BCA0355L](#) Electrical Apprentice 6 Lab-OJT (Non-Union)

[BCA0357](#) Electrical Apprentice 8 (Non-Union)

[BCA0341](#) Electrical Apprentice 10 (Non-Union)

[BCA0342L](#) Electrical Apprentice II Lab-OJT (Non-Union)

[BCA0350L](#) Electrical Apprentice I Lab-OJT (Non-Union)

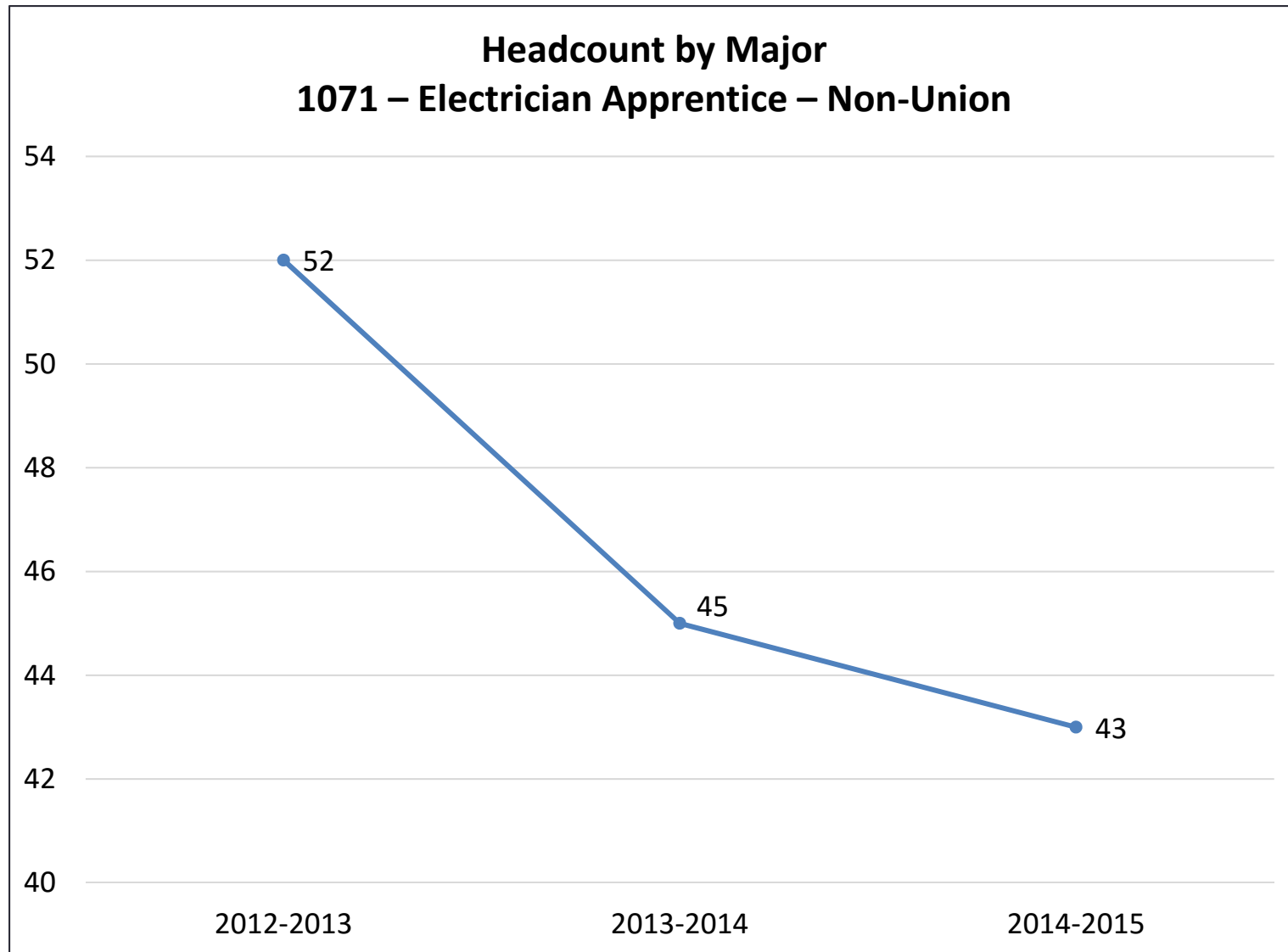
[BCA0352L](#) Electrical Apprentice 3 Lab-OJT (Non-Union)

[BCA0354](#) Electrical Apprentice 5 (Non-Union)

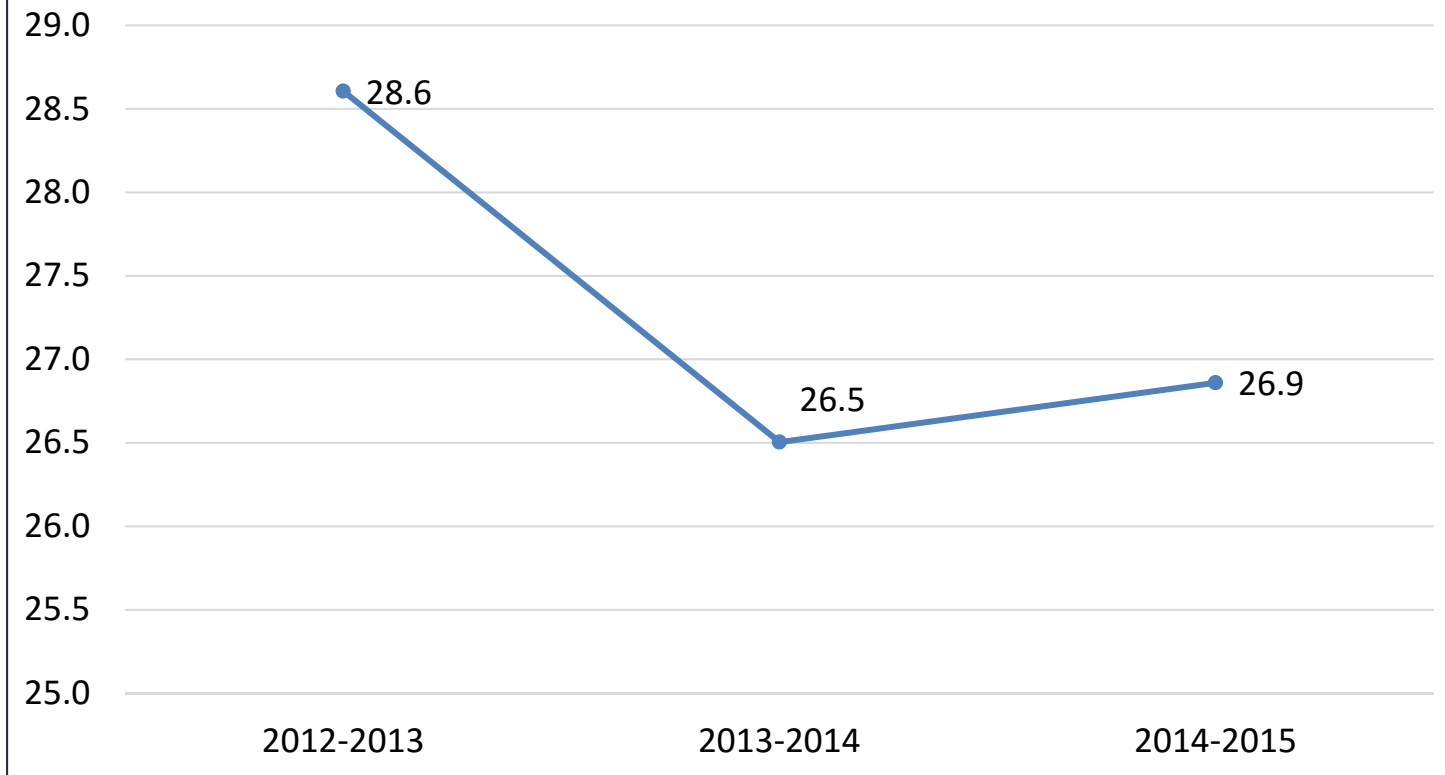
[BCA0356](#) Electrical Apprentice 7 (Non-Union)

[BCA0357L](#) Electrical Apprentice 8 Lab-OJT (Non-Union)

### Headcount by Major 1071 – Electrician Apprentice – Non-Union



### Average Age 1071 – Electrician Apprentice – Non-Union

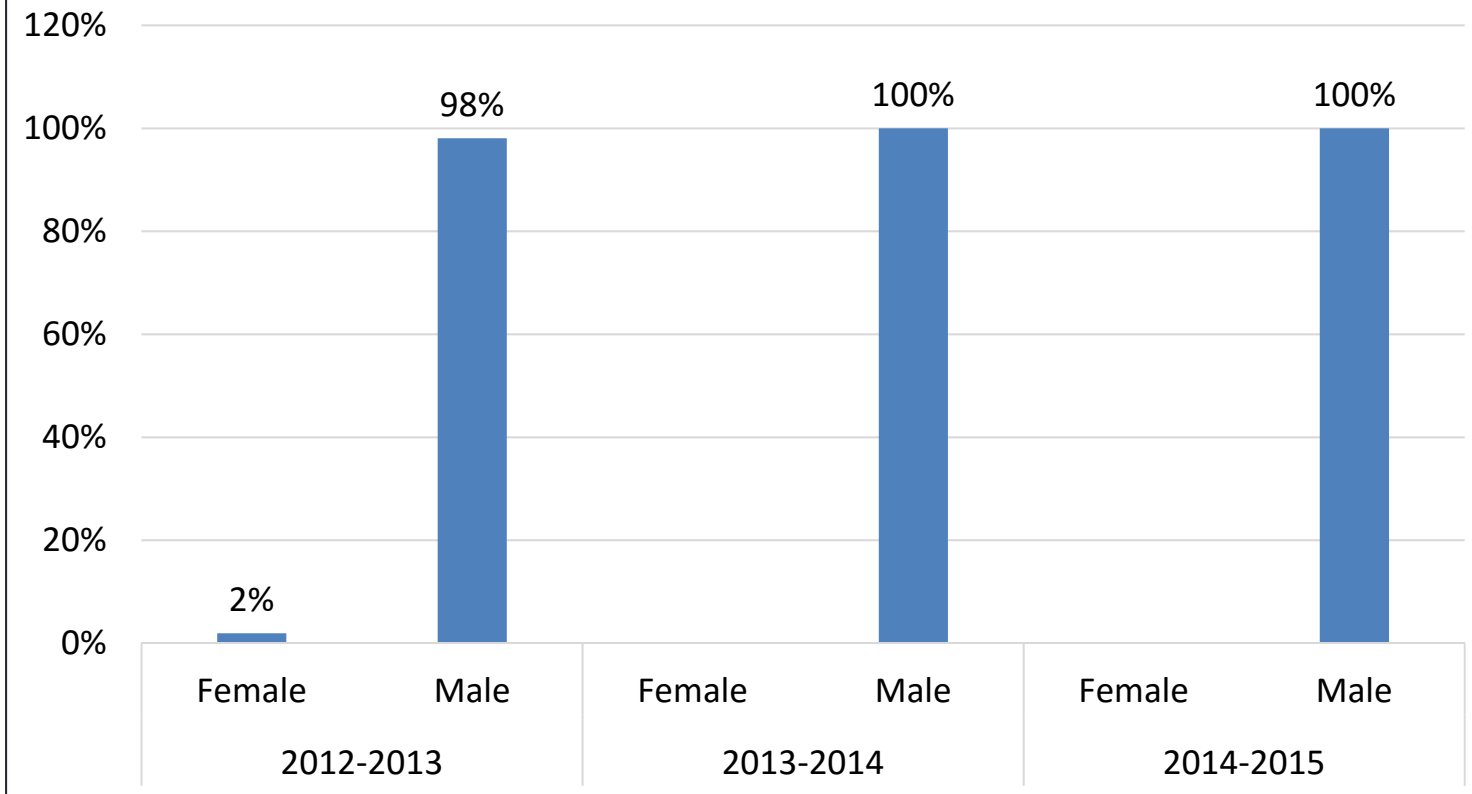


Major	2012-2013	2013-2014	2014-2015
All Programs	31.2	30.4	30.0
Daytona State College	26.7	26.6	26.4

Calculation excludes individuals whose birthdates are not reported.

Source: IR Program Assessment Data

## Gender 1071 – Electrician Apprentice – Non-Union



Major	2012-2013		2013-2014		2014-2015	
	Female	Male	Female	Male	Female	Male
Daytona State College	60%	40%	59%	41%	60%	40%

Excludes individuals whose gender is not reported.

Source: IR Program Assessment Data

## Race / Ethnicity by Program

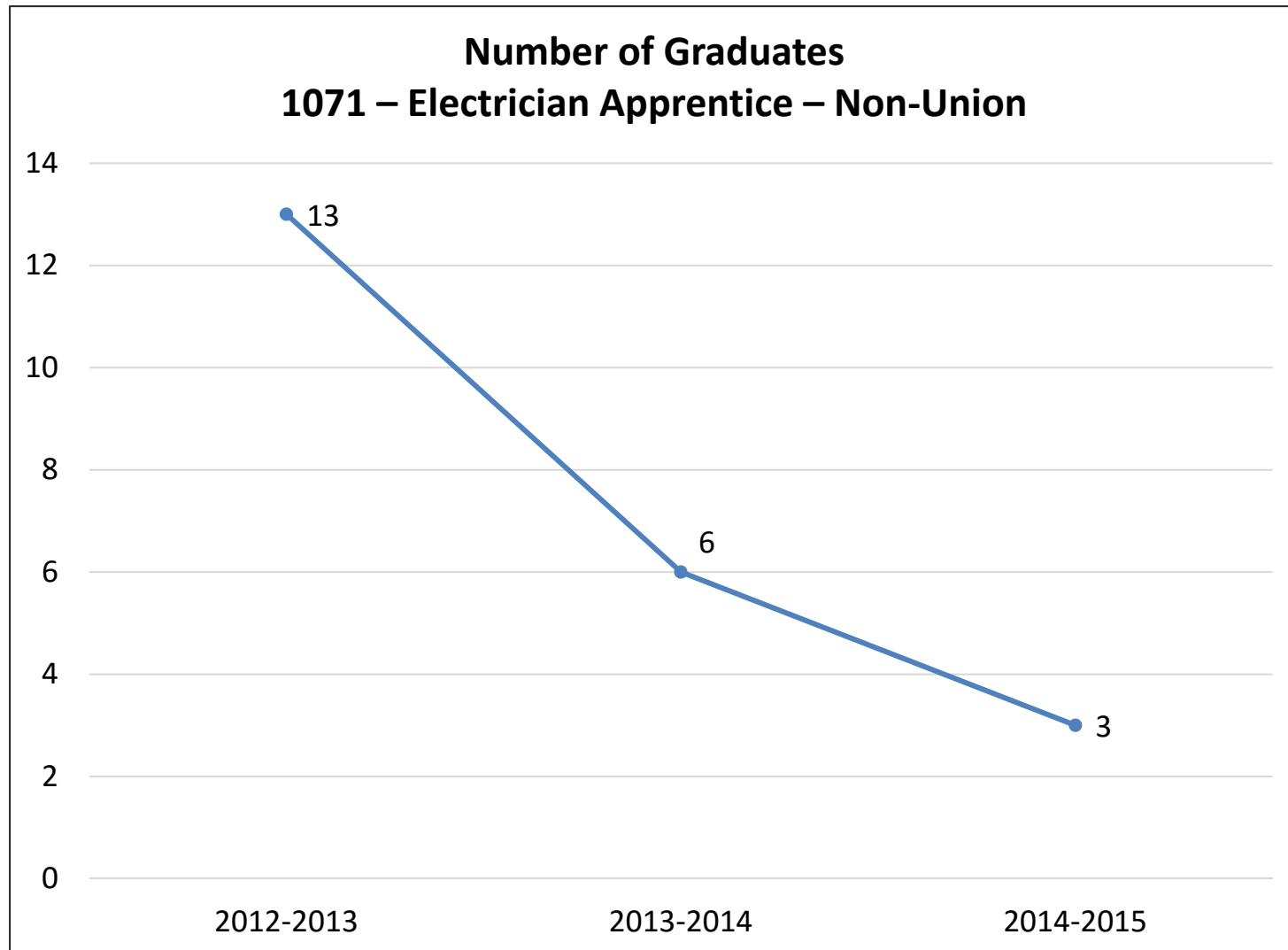
Program		2012-2013		2013-2014		2014-2015		DSC
		#	%	#	%	#	%	
<b>1071 - ELECTRICIAN APPR - NON-U</b>	American Indian / Alaska Native			1	2%	1	2%	0.5%
	Black or African American	10	19%	7	16%	5	12%	14%
	Hispanic	1	2%	6	13%	6	14%	13%
	White	41	79%	30	67%	30	70%	67%
<b>All Programs</b>	American Indian / Alaska Native	2	1%	2	1%	1	0.5%	0.5%
	Asian	2	1%	4	2%	3	1%	2%
	Black or African American	26	12%	17	9%	18	9%	14%
	Hispanic	22	10%	23	13%	27	13%	13%
	Native Hawaiian / Pacific Islander	2	1%	2	1%	3	1%	0.2%
	Two or More Races					2	1%	2%
	White	156	74%	128	72%	144	72%	67%

Blank cells or missing years indicate no enrollment.  
Excludes individuals whose race / ethnicity is not reported.

Source: IR Program Assessment Data



### Number of Graduates 1071 – Electrician Apprentice – Non-Union



Source: IR Program Assessment Data

## Retention Rates

Program and Year		Registered	Exclusions	Adjusted Cohort	Retained by DSC		Retained by Program		Total Retained
					N	%	N	%	%
1071 ELECTRICIAN APPR - NON-U	2011	44	13	31	0	0%	16	51.61%	51.61%
	2012	35	6	29	0	0%	16	55.17%	55.17%
	2013	36	3	33	0	0%	21	63.64%	63.64%

**Less than College average (FT- 60.48%, PT- 52.08%)**

Registered - Includes all students enrolled in the fall term of the specified year, with the specified program as their primary major.

Exclusions - Includes students who are deceased or graduated fall of the specified year or the following spring or summer.

Not retained - Students who were not registered the following fall term.

Retained by DSC - Students who were still registered at DSC the following fall but with a different primary major.

Retained by Program - Students who were registered the following fall with the same primary major.

Source: IR Program Assessment Data

## Average Class Size by Course

Major and Associated Courses		2012-2013		2013-2014		2014-2015	
		Sections	Avg. Size	Sections	Avg. Size	Sections	Avg. Size
1071 - ELECTRICIAN APPR - NON-UNION	BCA0341	1	7	1	3	1	3
	BCA0342	1	7	1	3	1	3
	BCA0350	1	19	1	19	1	17
	BCA0351	1	19	1	16	1	16
	BCA0353	1	5	1	9	1	12
	BCA0354	1	4	1	8	1	11
	BCA0356	1	3	1	4	1	6
	BCA0357	1	3	1	3	1	5

Blank cells or missing years indicate no enrollment.  
To prevent data from skewing, excludes, labs, clinicals, private/performance, open lab, co-op, DIS, and internships.

Source: IR Program Assessment Data

## Course Success Rates

Major and Associated Courses		2012-2013		2013-2014		2014-2015	
		Attempted	% Successful	Attempted	% Successful	Attempted	% Successful
<b>1071 - ELECTRICIAN APPR - NON- UNION</b>	BCA0340L	7	100%	3	100%	3	100%
	BCA0341	7	100%	3	100%	3	100%
	BCA0341L	7	100%	3	100%	3	67%
	BCA0342	7	86%	3	100%	3	100%
	BCA0342L	7	100%	3	100%	3	100%
	BCA0343L	13	100%	7	86%	3	100%
	BCA0350L	19	84%	19	95%	17	100%
	BCA0351	19	47%	16	75%	16	94%
	BCA0351L	19	63%	16	81%	16	94%
	BCA0352L	6	100%	11	73%	13	85%
	BCA0353	5	80%	9	89%	12	75%
	BCA0353L	5	100%	9	89%	12	83%
	BCA0354	4	100%	8	88%	11	91%
	BCA0354L	4	100%	8	88%	11	91%
	BCA0355L	7	100%	4	100%	7	100%
	BCA0356	3	100%	4	75%	6	50%
	BCA0356L	3	100%	4	75%	6	83%
	BCA0357	3	100%	3	100%	5	80%
	BCA0357L	3	100%	3	100%	5	80%
	<b>Major Total</b>		<b>309</b>	<b>87%</b>	<b>302</b>	<b>88%</b>	<b>363</b>

■ Indicates more than 5% decrease from prior year or less than 70% success rate.  
Years are reporting years, SU through SP.

Source: IR Program Assessment Data

## Placement Rates

Placement Rates								
		2010/11		2011/12		2012/13		Average Annual Salary
Program Title	Major(s)	DSC%	FCS%	DSC%	FCS%	DSC%	FCS%	
ELECTRICIAN	1071, 1072	60%	88%	87%	90%	73%	91%	\$ 31,916

**Notes:**

Graduates in cohort year are tracked in the following year and reported 1 year later.

All continuing education outcomes are based on enrollment data for the fall semester and preliminary winter/spring semester.

All employment outcomes are based on the October - December quarterly data each year.

Individuals are only counted in one educational sector.

Full quarter earnings displayed only when 10 or more graduates are employed full time/full quarter.

Source: IR Program Assessment Data

# Electrical Apprentice - Non-Union #1071 Program Learning Outcomes

Graduates of the program will be able to:

**PLO 1**: Demonstrate knowledge and ability to follow rules, regulations, OSHA and the National Electrical Code.

**PLO 2**: Identify and use different tools, equipment, materials and electrical products used in the trade.

**PLO 3**: Demonstrate proficiency in all aspects of the industry including but not limited to theory, application, troubleshooting and safety.

**PLO 4**: Demonstrate knowledge and skill in the residential, commercial and industrial markets.

**PLO 5**: Demonstrate the ability to plan and initiate projects related to the field.

# Electrical Apprentice - Non-Union #1071 Program Learning Outcomes

## Curriculum Mapping

<b>PLOs vs. ILOs</b>	<b>Critical Thinking</b>	<b>Communication</b>	<b>Cultural Literacy</b>	<b>Information and Technical Literacy</b>
<b><u>PLO 1:</u> Demonstrate knowledge and ability to follow rules, regulations, OSHA and the National Electrical Code</b>				
<b><u>PLO 2:</u> Identify and use different tools, equipment, materials and electrical products used in the trade</b>				
<b><u>PLO 3:</u> Demonstrate proficiency in all aspects of the industry including but not limited to theory, application, troubleshooting and safety</b>				
<b><u>PLO 4:</u> Demonstrate knowledge and skill in the residential, commercial and industrial markets</b>				
<b><u>PLO 5:</u> Demonstrate the ability to plan and initiate projects related to the field</b>				

# Electrical Apprentice - Non-Union #1071 Program Learning Outcomes

## Curriculum Mapping

<b>PLOs vs. CLOs</b>	<a href="#"><u>BCA0350</u></a>	<a href="#"><u>BCA0350L</u></a>	<a href="#"><u>BCA0351</u></a>	<a href="#"><u>BCA0351L</u></a>	<a href="#"><u>BCA0352L</u></a>	<a href="#"><u>BCA0353</u></a>	<a href="#"><u>BCA0353L</u></a>	<a href="#"><u>BCA0354</u></a>	<a href="#"><u>BCA0354L</u></a>	<a href="#"><u>BCA0355L</u></a>	<a href="#"><u>BCA0356</u></a>	<a href="#"><u>BCA0356L</u></a>	<a href="#"><u>BCA0357</u></a>	<a href="#"><u>BCA0357L</u></a>	<a href="#"><u>BCA0340L</u></a>	<a href="#"><u>BCA0341</u></a>	<a href="#"><u>BCA0341L</u></a>	<a href="#"><u>BCA0342</u></a>	<a href="#"><u>BCA0342L</u></a>	<a href="#"><u>BCA0343L</u></a>
<b><u>PLO 1</u></b>																				
<b><u>PLO 2</u></b>																				
<b><u>PLO 3</u></b>																				
<b><u>PLO 4</u></b>																				
<b><u>PLO 5</u></b>																				

*IN: Introduce the PLO; RE: Reinforce the PLO; MA: Master the PLO*





## Assessment Data

### Program vs. Institutional Learning Outcomes

Program	Critical/ Creative Thinking		Communication		Cultural Literacy		Information and technical Literacy	
	13/14	14/15	13/14	14/15	13/14	14/15	13/14	14/15
1071 - ELECTRICIAN APPR - NON-UNION	86%	NR	100%	NR	NR	NR	90%	NR

*NR: No Report*