

ASSESSMENT DAY

College of Arts and Sciences

School of Humanities and Communications

October 24, 2019

Strengths

Challenges

Recommendations

Academic Assessment

	LEVEL	FOCUS	CONDUCTED BY	FREQUENCY
Academic Success Committee	Program	<ul style="list-style-type: none"> Quality of assessment practices 	Committee of peers	Years 1 & 2
Instructional Program Review	Program / Cluster	<ul style="list-style-type: none"> Enrollment, retention, completion Industry certifications and job placement Program budget and staffing Advisory committees Curriculum changes 	Committee of peers	Year 3
Assessment Day	Course/ Program	<ul style="list-style-type: none"> Enrollment by demographics Graduation and retention Average class size Course success rate Placement rate SLOs, PLOs and ILOs 	Program Chair and Faculty	Years 1, 2, 3

Last Assessment Day – Action Items

School of Humanities and Communications (11/29/2018)

For Department:

- Regular cross training: Establish a regular, recurring Cross Training session at the start of each advising cycle
- Research options to mandate Studio course to students who have failed ENC1101 at least once
- Increase adjunct support: mentoring, professional development, and collaboration to foster curricular consistency

For Institutional Effectiveness:

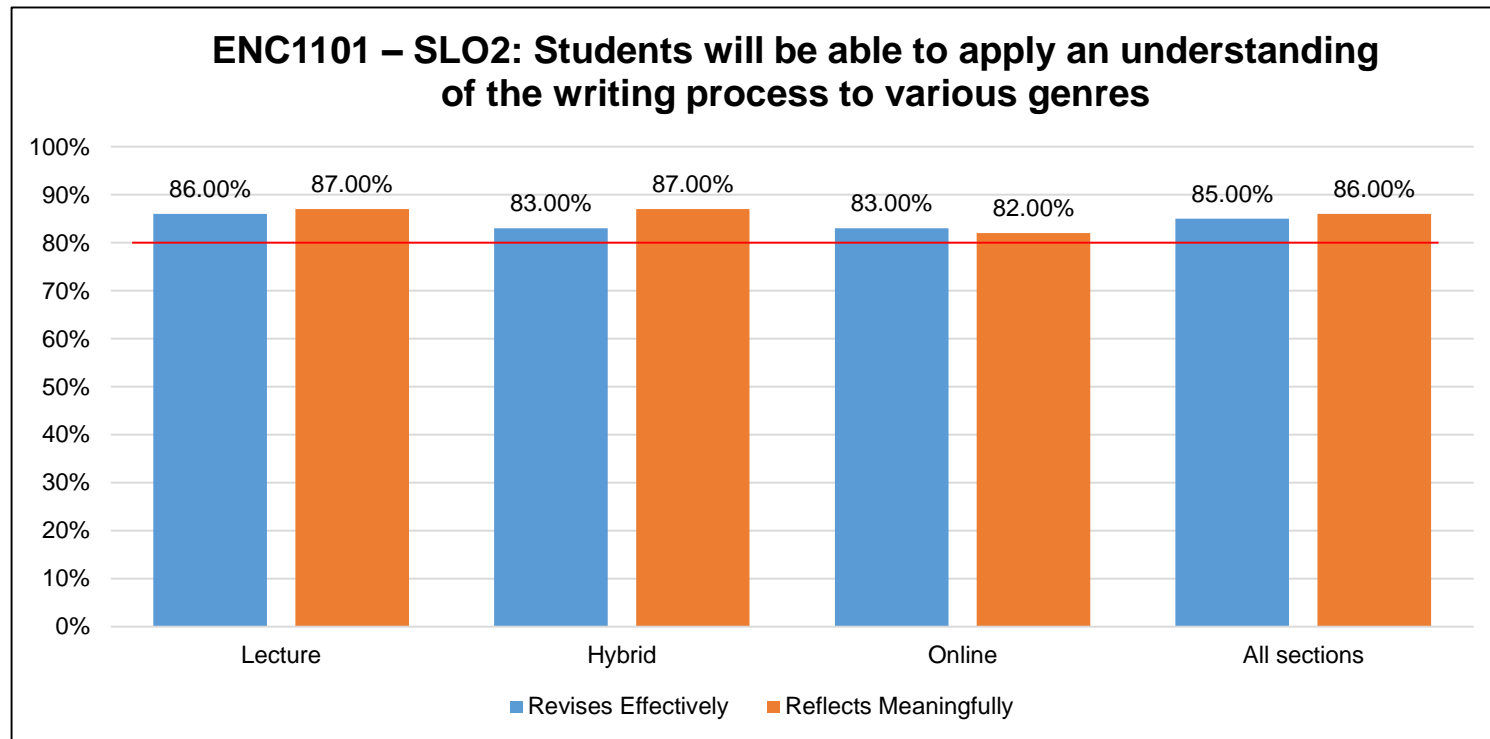
- Meet with Monica Buxo for cross training list

Course Learning Outcomes ENC1101

The student will be able to:

1. Demonstrate critical thinking and reading skills. (1, 2)
2. Apply an understanding of the elements of writing processes to various genres. (1, 2, 4)
3. Use strategies for composing in different rhetorical situations. (1, 2, 3)

Course Assessment Results - ENC1101



Assignments: Revision letter assignment

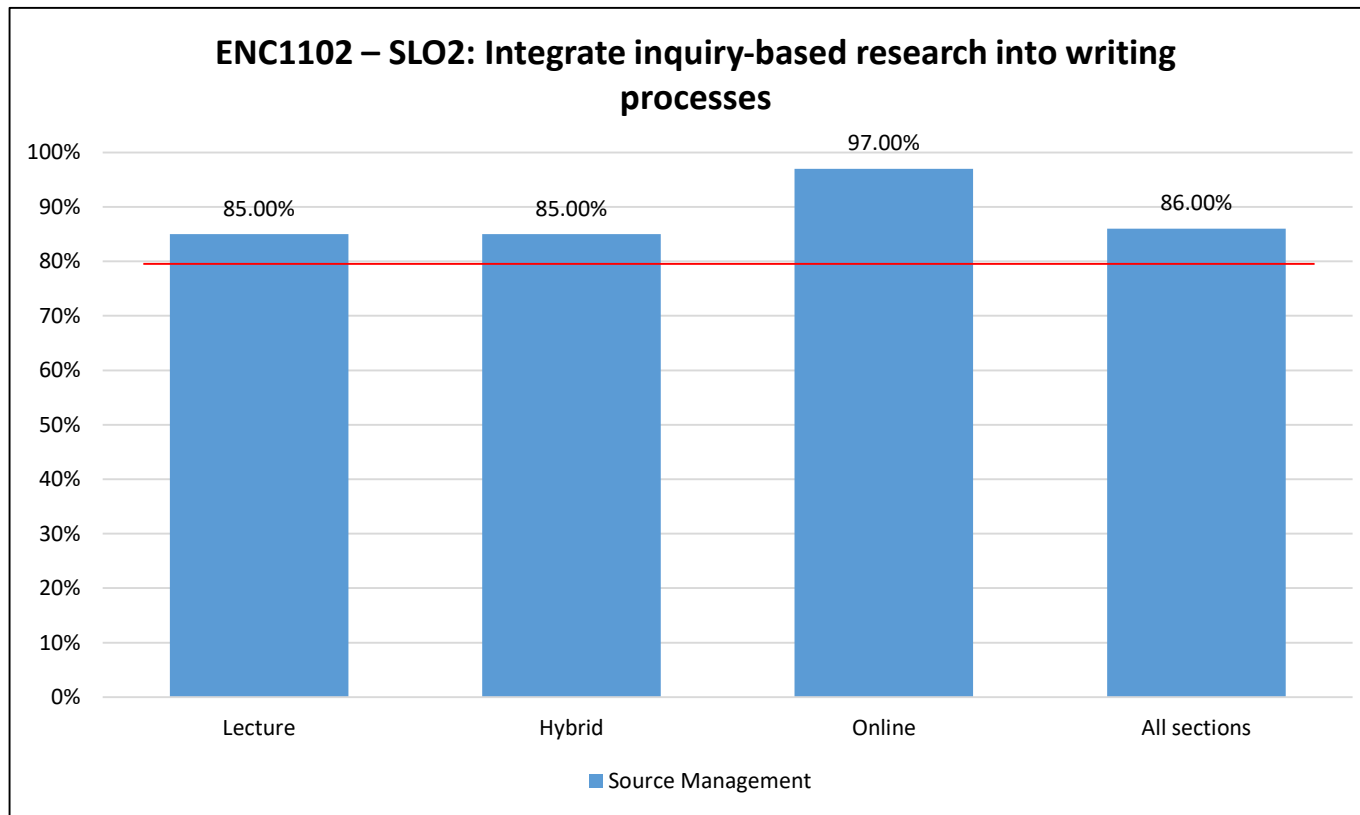
Target: 80% of students will score “Meets or Exceeds Expectations” for each of two rubric criteria: Revised Effectively, Reflects Meaningfully

Course Learning Outcomes ENC1102

The student will be able to:

1. Synthesize ideas from a variety of sources. *(1, 2)*
2. Integrate inquiry-based research into writing processes.
(1, 2, 4)
3. Produce analytic texts that effectively address different rhetorical situations. *(1, 2, 3)*

Course Assessment Results – ENC1102



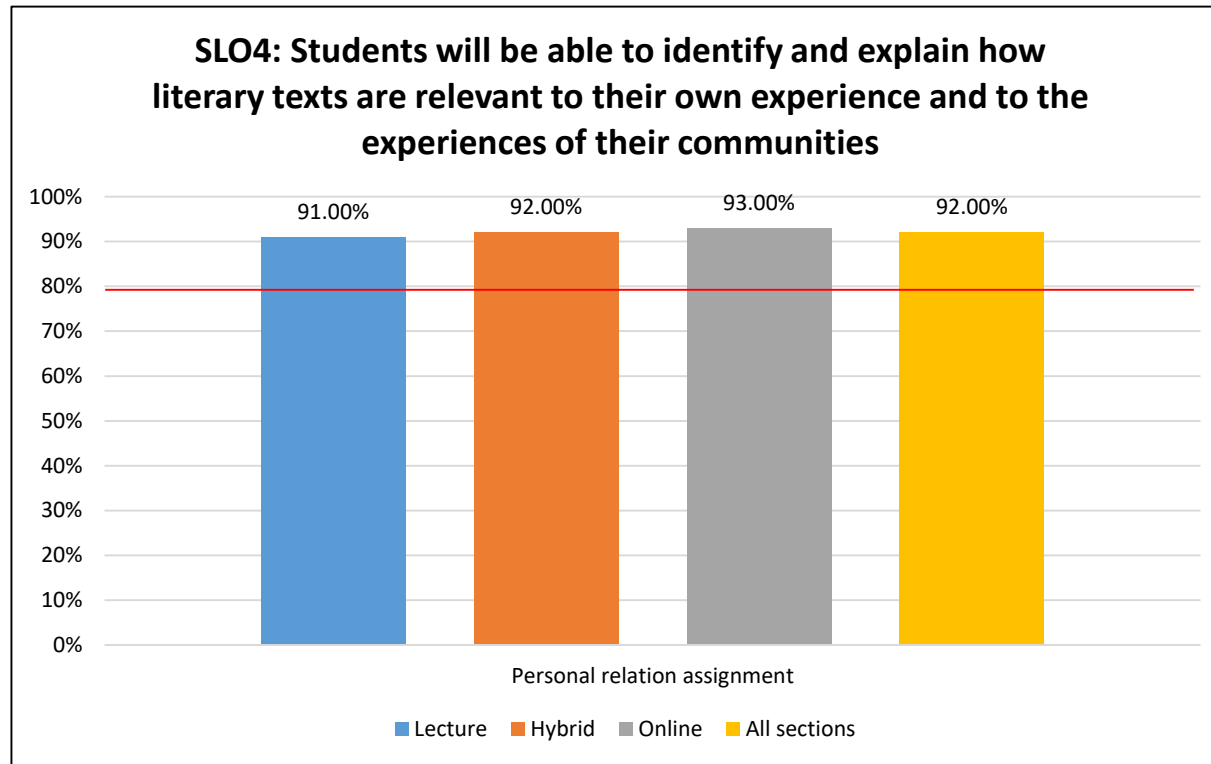
Assignment: Compare/evaluate sources assignment
Target: 80% of students will score "Meets or Exceeds Expectations" for each of two rubric criteria: Main Idea and Use of Evidence.

Course Learning Outcomes AML and LIT Courses

The student will be able to:

1. Read critically, interpret, and appreciate literary texts of multiple genres.
2. Identify and explain how literary texts are relevant to their own experience and to the experiences of their own communities.
3. Explain how literary texts reflect and sometimes challenge the historical, social, and cultural contexts in which they are embedded.
4. Write about literary texts at a college level (1 ,2, 4)

Course Assessment Results – AML and LIT Courses



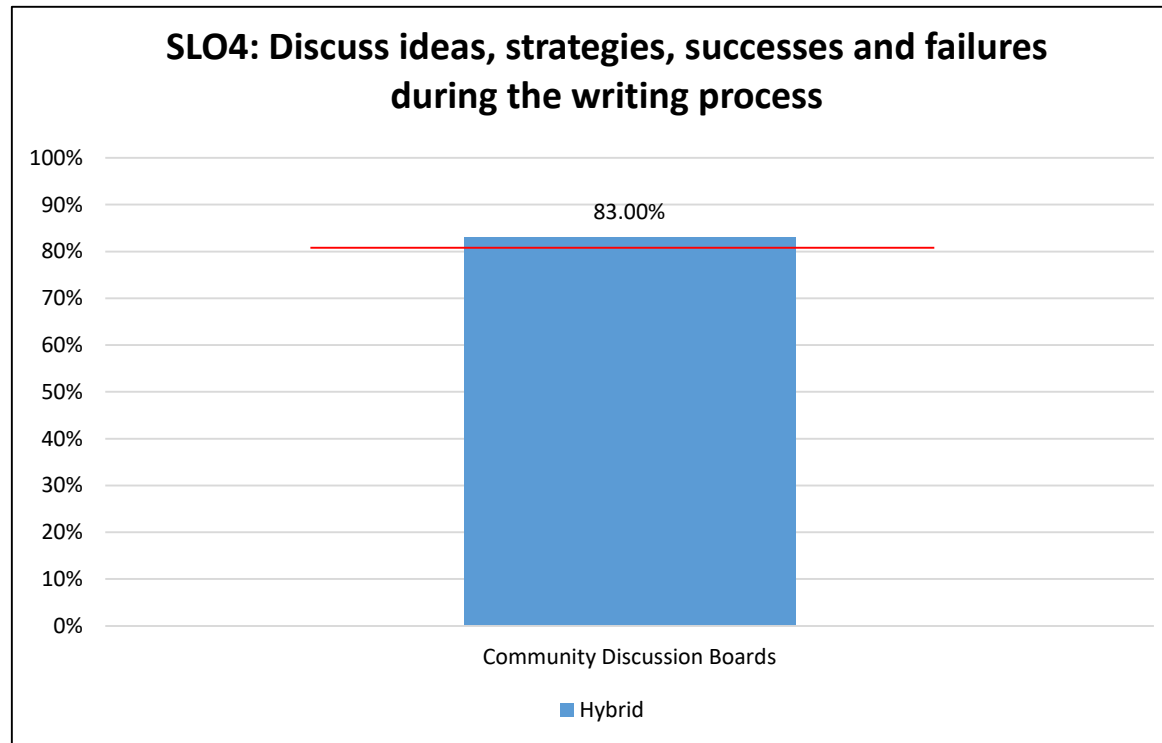
Target: 80% of students will receive a score of “Pass” by demonstrating all of the following in their writing: 1) provides specific examples from the text; 2) relates specific life experiences to the examples from the text; and 3) addresses the importance of comparison between text and life experiences

Course Learning Outcomes CRW2100 Fiction Writing

The student will be able to:

1. Create original short stories mindful of craft: story structure, character, setting, voice, and image
2. Examine and evaluate both professional and student-created short-stories according to the elements of the craft
3. Apply a writing/revision process for developing a story from an idea to a polished draft
4. Discuss ideas, strategies, successes and failures during the writing process

Course Learning Outcomes CRW2100 Fiction Writing



Target: 80% of students will score "Pass" by meeting the minimum discussion post and reply expectations

Course Learning Outcomes IDH2028 Honors College Capstone Seminar

Not reported

The student will be able to:

1. Develop an original research question in the student's field of interest, devise a methodology by which to investigate it and create a final research report. (1, 2, 3, 4)
2. Work collaboratively with others to execute the research plan. (1, 2, 3, 4)
3. Present research findings to peers, faculty and others. (1, 2, 3, 4)
4. Demonstrate an integrated understanding of the student's coursework and co-curricular activities. (1, 2, 3, 4)

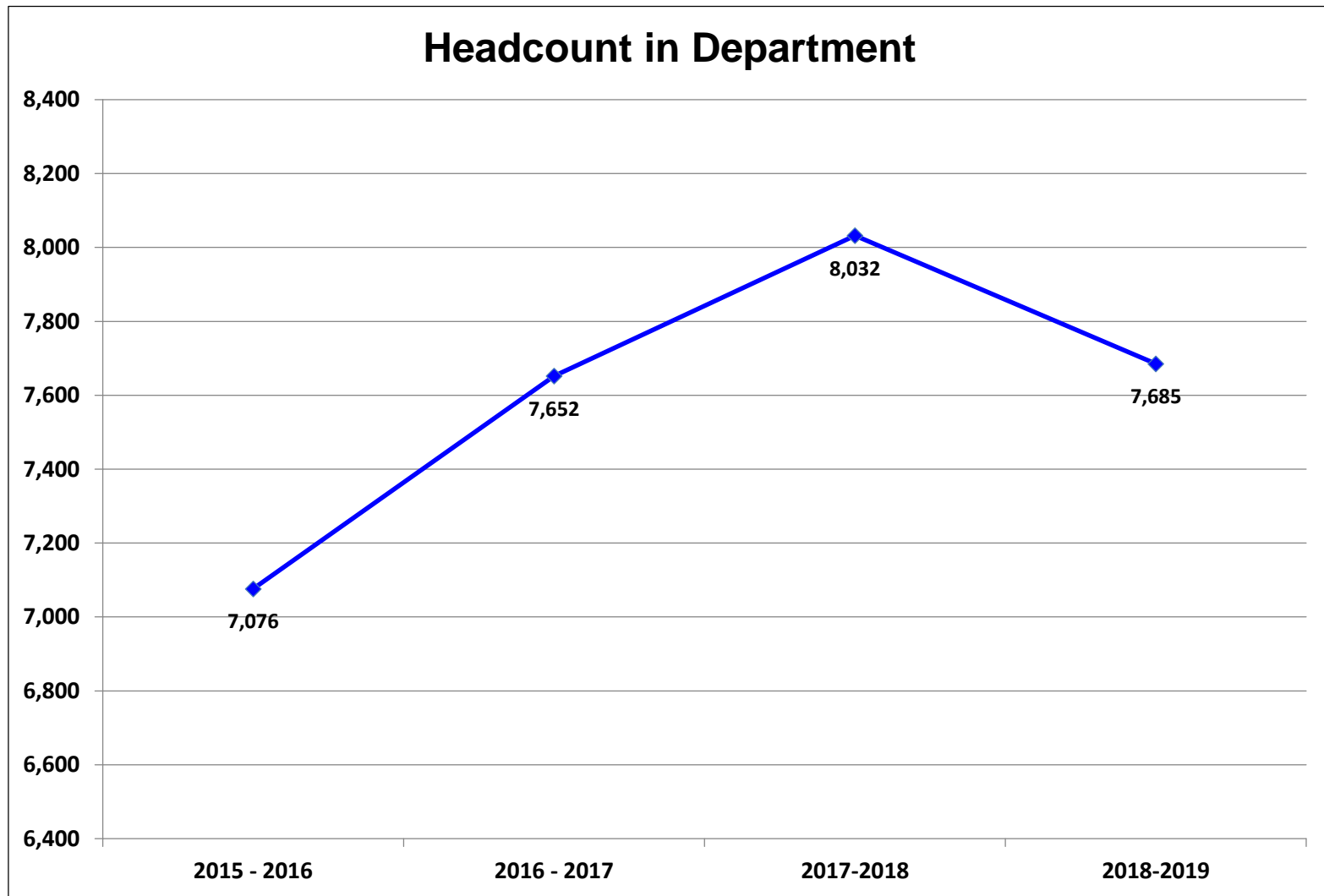
Other Course Learning Outcomes reports

HUM2020

HUM2210

HUM2230

- New template
- Annual summary



Dual Enrollment count for 2018-2019: 1,304

Course Success Rate (1 of 2)

Courses	2015-2016		2016-2017		2017-2018		2018-2019	
	Attempted	% Successful	Attempted	% Successful	Attempted	% Successful	Attempted	% Successful
AML2050	81	79%	28	86%	29	86%		
AML2060	183	74%	170	84%	56	75%	28	68%
AML2600	159	75%	160	81%	129	79%	108	82%
CRW2100	15	73%			24	96%	12	100%
CRW2300	12	92%						
ENC0025C	176	93%	104	70%	41	83%		
ENC0027					38	53%	114	58%
ENC0055L	666	79%	585	74%	416	76%	350	77%
ENC1101	4,424	71%	4,309	74%	4,222	73%	3,930	75%
ENC1102	3,408	77%	3,497	77%	3,306	79%	3,176	80%
ENC2210	72	75%	78	76%	79	81%	85	80%
ENG2100	22	91%	24	88%	15	100%	16	94%
ENG2905			1	100%				
ENL2330	9	89%						
HUM2020	265	72%	292	75%	359	77%	396	82%
HUM2210	30	77%	30	57%	30	67%	32	75%
HUM2230			29	38%	28	96%	24	92%
HUM2740	13	92%						
IDH2028	17	100%	20	100%	35	100%	33	97%
JOU1100	21	86%	23	78%				

■ Indicates a success rate of 90% or higher
■ Indicates a success rate between 70% and 89%
■ Indicates a success rate below 70%

Source: IR Program Assessment Data

Course Success Rate (2 of 2)

Courses	2015-2016		2016-2017		2017-2018		2018-2019	
	Attempted	% Successful	Attempted	% Successful	Attempted	% Successful	Attempted	% Successful
LIN1670	34	82%						
LIT2000	444	77%	1,676	80%	2,471	82%	2,464	81%
LIT2040	22	77%	34	85%	24	79%	20	80%
LIT2110	125	87%	288	78%	470	84%	435	74%
LIT2120	28	46%			12	92%	12	92%
LIT2602	28	82%	29	69%	24	71%	27	56%
MMC1000	16	75%	18	83%				
REA0007								
REA0017C	222	74%	121	74%	38	76%		
REA0055L								
REA1105	21	62%						
REL2300	166	75%	146	71%	125	74%	84	70%
RTV2104	48	77%	14	79%				
RTV2300	22	86%						
Total	11,148	75%	11,676	76%	11,971	78%	11,346	78%



■ Indicates a success rate of 90% or higher
■ Indicates a success rate between 70% and 89%
■ Indicates a success rate below 70%

Source: IR Program Assessment Data

Course Success Rate by Campus – Multiple Campuses Only (1 of 2)

Courses and Campus		2015-2016		2016-2017		2017-2018		2018-2019	
		Attempted	% Successful	Attempted	% Successful	Attempted	% Successful	Attempted	% Successful
ENC0025C	Daytona	116	94%	73	67%	31	81%		
	Deland	31	81%	31	77%	10	90%		
	Deltona								
	Flagler/Palm Cst	10	100%						
	New Smyrna Beach	19	100%						
ENC0027	Daytona					25	48%	63	54%
	Deland					5	40%	11	36%
	Deltona					4	50%	24	58%
	Flagler/Palm Cst					4	100%	6	100%
	New Smyrna Beach							10	80%
ENC0055L	Daytona	367	78%	302	71%	191	74%	164	81%
	Deland	86	78%	83	76%	47	70%	39	85%
	Deltona	99	81%	105	72%	78	74%	68	75%
	Flagler/Palm Cst	75	85%	66	86%	63	86%	55	73%
	New Smyrna Beach	39	74%	29	79%	37	84%	24	58%
ENC1101	Daytona	1895	68%	1748	72%	1629	72%	1445	76%
	Deltona	476	80%	362	82%	361	80%	378	79%
	Deland	409	78%	546	82%	448	80%	321	78%
	Flagler/Palm Cst	502	82%	427	82%	478	82%	501	79%
	New Smyrna Beach	248	72%	241	82%	256	78%	223	83%




■ Indicates a success rate of 90% or higher
■ Indicates a success rate between 70% and 89%
■ Indicates a success rate below 70%

Excludes fully online courses

Source: IR Program Assessment Data

Course Success Rate by Campus – Multiple Campuses Only (2 of 2)

Courses and Campus		2015-2016		2016-2017		2017-2018		2018-2019	
		Attempted	% Successful	Attempted	% Successful	Attempted	% Successful	Attempted	% Successful
ENC1102	Daytona	1300	74%	1253	79%	1175	78%	1072	80%
	Deland	390	86%	450	81%	338	77%	348	79%
	Deltona	287	83%	257	83%	298	80%	261	80%
	Flagler/Palm Cst	387	84%	339	85%	373	90%	378	85%
	New Smyrna Beach	184	83%	164	85%	162	87%	165	92%
HUM2020	Daytona	115	72%	116	74%	111	76%	174	83%
	Deland	99	80%	92	82%	86	87%	86	77%
	New Smyrna Beach					55	93%	55	93%
LIT2000	Daytona	181	72%	541	82%	699	86%	605	85%
	Deltona	56	80%	102	87%	133	86%	203	85%
	Deland			107	86%	234	84%	125	90%
	Flagler/Palm Cst	43	95%	186	88%	271	90%	255	89%
	New Smyrna Beach	43	77%	99	85%	108	88%	112	91%
LIT2110	Daytona	20	95%			54	76%	49	86%
	Deltona	26	85%			55	98%	34	85%
	Deland					30	87%	27	78%
REL2300	Daytona	98	67%	94	74%	95	75%	55	73%
	Deltona	49	82%						
	New Smyrna Beach	19	95%	27	81%	30	73%	29	66%

 Indicates a success rate of 90% or higher
 Indicates a success rate between 70% and 89%
 Indicates a success rate below 70%

Excludes fully online courses

Source: IR Program Assessment Data

School Course Success Rate by Campus – Overall

Campus	2016-2017		2017-2018		2018-2019	
	Attempted	% Successful	Attempted	% Successful	Attempted	% Successful
Daytona	4,570	76%	4,249	77%	3,792	80%
Deltona	826	82%	929	81%	833	80%
DeLand	1,395	82%	1,236	80%	1,128	80%
Flagler/Palm Cst	1,018	84%	1,189	87%	1,195	83%
New Smyrna Beach	560	83%	660	83%	630	86%
Online	Not Included		3,708	73%	3,768	73%
Total	8,369	79%	11,971	78%	11,346	78%

- Indicates a success rate of 90% or higher
- Indicates a success rate between 70% and 89%
- Indicates a success rate below 70%

Course Success Rate By Instructional Method – Multiple Methods Only (1 of 2)

Courses and Instructional Method		2015-2016		2016-2017		2017-2018		2018-2019	
		Attempted	% Successful	Attempted	% Successful	Attempted	% Successful	Attempted	% Successful
AML2060	Lecture	17	71%	27	100%				
	Online	166	74%	143	81%				
AML2600	Lecture	101	75%	102	85%			57	84%
	Online	58	76%	58	74%			51	80%
ENC0025C	Hybrid	55	85%	31	77%	10	90%		
	Lecture	121	96%	73	67%	31	81%		
ENC0055L	Hybrid	36	83%	18	61%	26	81%	59	73%
	Lecture	630	79%	567	75%	390	76%	291	78%
ENC1101	Hybrid	507	78%	517	77%	660	83%	620	80%
	Lecture	3,023	72%	2,807	76%	2,512	74%	2,248	77%
	Online	894	62%	985	65%	1,050	65%	1,062	69%
ENC1102	Hybrid	459	83%	431	83%	579	78%	615	85%
	Lecture	2,089	78%	2,032	81%	1,767	81%	1,609	80%
	Online	860	72%	1034	68%	960	74%	952	77%

■ Indicates a success rate of 90% or higher
■ Indicates a success rate between 70% and 89%
■ Indicates a success rate below 70%

Course Success Rate By Instructional Method – Multiple Methods Only (2 of 2)

Courses and Instructional Method		2015-2016		2016-2017		2017-2018		2018-2019	
		Attempted	% Successful	Attempted	% Successful	Attempted	% Successful	Attempted	% Successful
ENC2210	Hybrid	32	91%	31	74%	35	94%	39	87%
	Online	40	63%	47	77%	44	70%	46	74%
HUM2020	Hybrid							60	97%
	Lecture	214	76%	208	77%	252	83%	255	80%
	Online	51	57%	84	68%	107	61%	81	78%
LIT2000	Hybrid	73	71%	321	81%	648	87%	596	88%
	Lecture	250	79%	714	86%	797	86%	704	85%
	Online	121	75%	641	73%	1026	76%	1164	75%
LIT2110	Hybrid			26	62%	25	64%	21	81%
	Lecture	46	89%	60	78%	114	92%	89	84%
	Online	79	86%	202	80%	331	83%	325	70%
REA0017C	Hybrid	169	77%	105	77%				
	Lecture	8	88%	16	56%				
	Online	45	60%						
REL2300	Hybrid	55	67%			68	72%	27	78%
	Lecture	111	78%			57	77%	57	67%
RTV2104	Hybrid	8	88%						
	Lecture	10	80%						
	Online	30	73%						
RTV2300	Hybrid	22	86%	59	80%				
	Lecture			62	73%				
	Online			25	44%				
DSC	Hybrid		82%		81%		83%		82%
	Lecture		80%		81%		83%		83%
	Online		78%		76%		78%		80%

■ Indicates a success rate of 90% or higher
■ Indicates a success rate between 70% and 89%
■ Indicates a success rate below 70%

School Course Success Rate By Instructional Method – Overall

Campus	2016-2017		2017-2018		2018-2019	
	Attempted	% Successful	Attempted	% Successful	Attempted	% Successful
Online	3,307	69%	3,708	73%	3,768	73%
Lecture	6,830	79%	6,127	79%	5,484	79%
Hybrid	1,590	79%	2,136	82%	2,093	85%
Total	11,676	76%	11,971	78%	11,345	78%



■ Indicates a success rate of 90% or higher
■ Indicates a success rate between 70% and 89%
■ Indicates a success rate below 70%

Course Success Rates- Multiple Sessions or Sub-sessions Only (1 of 3)

Courses and Sub-session		2015-2016		2016-2017		2017-2018		2018-2019	
		Attempted	% Successful	Attempted	% Successful	Attempted	% Successful	Attempted	% Successful
AML2060	FA A term	63	76%	59	73%	26	73%		
	FA Full term								
	SP A term	29	79%	29	79%				
	SP B term								
	SP Full term	17	71%	57	96%				
	SU Full term	74	70%	25	88%	30	77%		
AML2600	FA Full term	71	85%	84	74%	73	81%	53	81%
	SP Full term	88	68%	76	89%	56	77%	55	84%
ENC0025C	FA A term	46	96%	27	67%	17	88%		
	FA B term	43	91%	42	69%	24	79%		
	FA Full term								
	SP A term	42	95%	16	81%				
	SP B term	26	88%	19	68%				
	SP Full term								
	SU Full term	19	89%						

■ Indicates a success rate of 90% or higher
■ Indicates a success rate between 70% and 89%
■ Indicates a success rate below 70%

Source: IR Program Assessment Data




Course Success Rates- Multiple Sessions or Sub-sessions Only (2 of 3)

Courses and Sub-session			2015-2016		2016-2017		2017-2018		2018-2019	
			Attempted	% Successful	Attempted	% Successful	Attempted	% Successful	Attempted	% Successful
ENC0027	FA	Full term							71	63%
	SP	Full term							43	49%
ENC0055L		A term	12	100%	8	100%	6	83%	14	71%
	FA	B term	17	65%	3	100%	6	50%	8	88%
		Full term	381	78%	381	74%	244	75%	192	84%
		A term	5	100%	3	67%	5	100%	9	67%
	SP	B term	2	100%	15	60%	9	89%	3	33%
		Full term	197	77%	124	69%	98	79%	97	67%
	SU	Full term	52	88%	51	88%	48	73%	27	74%
ENC1101		A term	113	79%	88	86%	141	92%	133	86%
	FA	B term	127	61%	60	72%	67	75%	48	67%
		Full term	2417	74%	2503	77%	2458	74%	2209	77%
		A term	66	73%	113	74%	90	80%	127	79%
	SP	B term	98	59%	124	56%	77	61%	45	60%
		Full term	1048	62%	916	65%	905	67%	852	68%
	SU	Full term	555	77%	505	74%	484	76%	516	81%
ENC1102		A term	66	82%	21	100%	23	78%		
	FA	B term	131	82%	116	75%	130	80%	136	81%
		Full term	947	76%	969	72%	880	75%	877	77%
		A term			40	68%	23	91%	21	90%
	SP	B term	169	77%	195	78%	139	77%	173	87%
		Full term	1661	78%	1728	80%	1671	80%	1510	81%
	SU	Full term	434	77%	428	77%	440	78%	459	82%

■ Indicates a success rate of 90% or higher
■ Indicates a success rate between 70% and 89%
■ Indicates a success rate below 70%

Course Success Rates- Multiple Sessions or Sub-sessions Only (3 of 3)

Courses and Sub-session			2015-2016		2016-2017		2017-2018		2018-2019	
			Attempted	% Successful	Attempted	% Successful	Attempted	% Successful	Attempted	% Successful
ENC2210	FA	Full term	49	82%	54	72%	56	86%	59	81%
	SP	Full term	23	61%	24	83%	23	70%	26	77%
HUM2220	FA	Full term	116	66%	122	80%	171	79%	205	87%
	SP	Full term	149	77%	115	75%	135	79%	113	73%
	SU	Full term			55	64%	53	62%	78	83%
LIT2000		A term					251	90%	190	91%
	FA	B term			81	59%	30	90%	64	59%
		Full term	141	76%	601	81%	833	81%	743	80%
		A term			246	85%	142	85%	111	92%
	SP	B term			81	75%	133	86%	196	82%
		Full term	303	77%	464	84%	627	81%	653	83%
LIT2040	FA	Full term	2	100%	9	100%	7	100%		
	SP	Full term	20	75%	25	80%	17	71%		
LIT2110	FA	B term							21	62%
		Full term	71	85%	120	82%	198	88%	159	78%
	SP	Full term	54	91%	56	80%	164	83%	155	70%
	SU	Full term			86	76%	108	79%	100	74%
REA0017C	FA	A term	70	76%	43	72%	27	78%		
		B term	49	67%	35	66%	11	73%		
	SP	A term	42	81%	29	79%				
		B term	42	62%	14	93%				
	SU	Full term	19	95%						
REL2300	FA	Full term	44	91%	27	81%	30	73%	29	66%
	SP	Full term	122	69%	94	74%	73	74%	28	68%
	SU	Full term			25	44%	22	77%	27	78%

 Indicates a success rate of 90% or higher
 Indicates a success rate between 70% and 89%
 Indicates a success rate below 70%

Overall School Course Success Rates by Sessions or Sub-sessions

Session and Sub-session		2016-2017		2017-2018		2018-2019	
		Attempted	% Successful	Attempted	% Successful	Attempted	% Successful
FA	A term	246	80%	491	89%	337	88%
	B term	337	69%	268	79%	277	72%
	Full term	4,939	77%	4,978	77%	4637	78%
SP	A term	476	80%	260	84%	308	83%
	B term	474	71%	370	78%	417	82%
	Full term	3,825	77%	3,964	77%	3656	76%
SU	Full term	1,379	75%	1,640	78%	1714	79%
Total		11,676	76%	11,971	78%	11346	78%

■ Indicates a success rate of 90% or higher
■ Indicates a success rate between 70% and 89%
■ Indicates a success rate below 70%

Source: IR Program Assessment Data

Course Success Rates by IM and Sessions/Sub-sessions (1 of 2) 28

Course, IM and Session/Sub-session				2018-2019	
				Attempted	% Successful
AML2060	Online	SP	A term	28	68%
AML2600	Online	FA	Full term	24	71%
		SP	Full term	27	89%
	Lecture	FA	Full term	29	90%
		SP	Full term	28	79%
CRW2100	Hybrid	SP	Full term	12	100%
ENC0027	Lecture	FA	Full term	71	63%
	Hybrid	SP	Full term	43	49%
ENC0055L	Lecture	FA	Full term	192	84%
		SP	A term	2	50%
			Full term	99	67%
		FA	A term	14	71%
	B term		8	88%	
	Hybrid	SP	A term	7	71%
		SU	B term	3	33%
	Full term		27	74%	
ENC1101	Online	FA	B term	24	63%
			Full term	470	66%
		SP	A term	26	88%
			B term	45	60%
		SU	Full term	227	64%
			Full term	270	79%
			Full term	1636	80%
	Lecture	SP	Full term	564	69%
		SU	Full term	48	81%
		FA	A term	133	86%
			B term	24	71%
	Hybrid	SP	Full term	103	77%
			A term	101	76%
		SU	Full term	61	72%
Full term			198	84%	

Course, IM and Session/Sub-session				2018-2019	
				Attempted	% Successful
ENC1102	Online	FA	Full term	344	75%
		SP	A term	22	86%
			Full term	349	77%
		SU	Full term	259	81%
	Lecture	FA	Full term	507	79%
		SP	Full term	1063	81%
		SU	Full term	39	85%
		FA	B term	136	81%
	Full term		26	81%	
	Hybrid	SP	A term	21	90%
			B term	151	87%
		SU	Full term	120	88%
			Full term	161	83%
	ENC2210	Online	FA	Full term	20
SP			Full term	26	77%
ENG2100	Hybrid	FA	Full term	39	87%
		Lecture	FA	Full term	16
HUM2020	Online	FA	Full term	28	75%
		SU	Full term	53	79%
		FA	Full term	117	85%
	Lecture	SP	Full term	113	73%
		SU	Full term	25	92%
	Hybrid	FA	Full term	60	97%
HUM2210	Online	SP	Full term	32	75%
HUM2230	Lecture	FA	Full term	24	92%
IDH2028	IS	SP	Full term	1	100%
	Hybrid	SP	Full term	32	97%

Indicates a success rate of 90% or higher
Indicates a success rate between 70% and 89%
Indicates a success rate below 70%

Course Success Rates by IM and Sessions/Sub-sessions (2 of 2)

Course, IM and Session/Sub-session				2018-2019	
				Attempted	% Successful
LIT2000	A term	FA	A term	56	91%
			B term	51	55%
			Full term	370	75%
	Online	SP	A term	89	93%
			B term	57	70%
			Full term	203	72%
	Lecture	SU	Full term	338	72%
			FA	373	85%
			SP	331	86%
	SU	Full term	169	85%	
LIT2040	Lecture	SP	Full term	20	80%
LIT2110	Online	FA	B term	21	62%
			Full term	112	74%
			SP	113	66%
	Lecture	SU	Full term	79	72%
			FA	47	87%
			SP	42	81%
Hybrid	SU	Full term	21	81%	
LIT2120	Hybrid	SP	A term	12	92%
LIT2602	Online	SP	Full term	27	56%
REL2300	Lecture	FA	Full term	29	66%
			SP	28	68%
	Hybrid	SU	Full term	27	78%

■ Indicates a success rate of 90% or higher
■ Indicates a success rate between 70% and 89%
■ Indicates a success rate below 70%

Course Success Rates for Guaranteed Sections

Course	2016-2017		2016-2017 Overall	2017-2018		2017-2018 Overall	2018-2019		2018-2019 Overall
	Attempted	% Successful		Attempted	% Successful		Attempted	% Successful	
ENC1101	287	77%	74%	128	83%	73%	225	80%	75%
ENC1102	163	83%	77%	138	77%	79%	190	80%	80%
LIT2000	139	87%	80%				273	89%	81%
Total	589	81%		266	80%		688	84%	

■ Indicates a success rate of 90% or higher
■ Indicates a success rate between 70% and 89%
■ Indicates a success rate below 70%

Source: IR Program Assessment Data

Course Success Rates for Dual Enrolled Students

Course	2017-2018		2017-2018 Overall	2018-2019		2018-2019 Overall
	Attempted	% Successful		Attempted	% Successful	
AML2050	4	75%	86%			
AML2060	1	100%	75%	4	100%	68%
AML2600	6	83%	79%	10	90%	82%
ENC1101	818	91%	73%	944	92%	75%
ENC1102	588	92%	79%	701	93%	80%
ENC2210	5	80%	81%	5	100%	80%
ENG2100				1	100%	94%
HUM2020	30	90%	77%	56	95%	82%
HUM2210	1	100%	67%	4	100%	75%
HUM2230	3	100%	96%	8	75%	92%
IDH2028	1	100%	100%	3	100%	97%
LIT2000	225	94%	82%	342	88%	81%
LIT2040	2	100%	79%			
LIT2110	44	91%	84%	45	89%	74%
LIT2120				3	100%	92%
REL2300	10	100%	74%	7	86%	70%
Total	1,738	92%		2137	91%	

■ Indicates a success rate of 90% or higher
■ Indicates a success rate between 70% and 89%
■ Indicates a success rate below 70%

Course Success Rates by Race/Ethnicity (1 of 2)

Course and Race/Ethnicity	2017-2018	2018-2019	
	% Successful	Attempted	% Successful
AML2060		28	68%
Black	50%	2	50%
Hispanic/Latino	85%	6	50%
Unknown		2	100%
White	71%	18	72%
AML2600		108	82%
Asian	100%	3	67%
Black	74%	52	75%
Hispanic/Latino	100%	20	95%
Two or More Races	80%	8	100%
Unknown		2	100%
White	81%	23	83%
CRW2100		12	100%
White	100%	12	100%
ENC0027		114	58%
Asian	33%	3	67%
Black	42%	27	56%
Hispanic/Latino	67%	31	55%
Two or More Races		5	20%
Unknown		3	67%
White	54%	45	64%
ENC0055L		350	77%
American Indian/Alas	100%	1	0%
Asian	95%	14	93%
Black	64%	83	82%
Hispanic/Latino	85%	95	77%
Native Hawaiian/Paci		2	100%
Two or More Races	64%	9	78%
Unknown		3	100%
White	77%	143	73%

Course and Race/Ethnicity	2017-2018	2018-2019	
	% Successful	Attempted	% Successful
ENC1101		3930	75%
American Indian/Alas	83%	6	67%
Asian	86%	82	80%
Black	55%	535	67%
Hispanic/Latino	72%	731	72%
Native Hawaiian/Paci	100%	7	86%
Two or More Races	66%	164	65%
Unknown		92	86%
White	78%	2313	79%
ENC1102		3176	80%
American Indian/Alas	75%	7	86%
Asian	87%	70	84%
Black	71%	359	73%
Hispanic/Latino	76%	590	78%
Native Hawaiian/Paci	100%	4	75%
Two or More Races	77%	111	79%
Unknown		92	85%
White	81%	1943	82%
ENC2210		85	80%
American Indian/Alas		1	0%
Asian	88%	5	80%
Black	88%	7	57%
Hispanic/Latino	85%	14	86%
Two or More Races	67%	5	80%
Unknown		3	100%
White	79%	50	82%
ENG2100		16	94%
Black	100%	2	100%
White	100%	14	93%

■ Indicates a success rate of 90% or higher
■ Indicates a success rate between 70% and 89%
■ Indicates a success rate below 70%

Course Success Rates by Race/Ethnicity (2 of 2)

Course and Race/Ethnicity	2017-2018 % Successful	2018-2019	
		Attempted	% Successful
HUM2020		396	82%
Asian	100%	9	89%
Black	57%	48	65%
Hispanic/Latino	73%	70	80%
Two or More Races	83%	18	67%
Unknown		10	80%
White	79%	241	87%
HUM2210		32	75%
Black	50%	1	100%
Hispanic/Latino	71%	12	58%
Two or More Races		1	100%
White	65%	18	83%
HUM2230		24	92%
Hispanic/Latino	86%	3	100%
Unknown		1	100%
White	100%	20	90%
IDH2028		33	97%
Asian	100%	1	100%
Black	100%	3	100%
Hispanic/Latino	100%	8	100%
Two or More Races	100%	3	100%
Unknown		1	100%
White	100%	17	94%
LIT2000		2464	81%
American Indian/Alas	60%	5	80%
Asian	81%	59	86%
Black	73%	268	68%
Hispanic/Latino	82%	436	78%
Native Hawaiian/Paci	100%	2	100%
Two or More Races	77%	106	75%
Unknown		48	85%
White	84%	1540	84%

Course and Race/Ethnicity	2017-2018 % Successful	2018-2019	
		Attempted	% Successful
LIT2040		20	80%
Asian	100%	1	100%
Black	33%	1	0%
Hispanic/Latino	100%	3	100%
Two or More Races		1	100%
White	81%	14	79%
LIT2110		435	74%
American Indian/Alas		1	100%
Asian	88%	11	82%
Black	80%	50	52%
Hispanic/Latino	89%	72	67%
Native Hawaiian/Paci	50%	2	50%
Two or More Races	85%	23	78%
Unknown		8	75%
White	84%	268	79%
LIT2120		12	92%
Hispanic/Latino	100%	2	50%
White	89%	10	100%
LIT2602		27	56%
Black	50%	2	50%
Hispanic/Latino	50%	1	100%
Two or More Races	50%	2	50%
Unknown		1	0%
White	83%	21	57%
REL2300		84	70%
American Indian/Alas		1	100%
Asian	40%	8	88%
Black	50%	8	63%
Hispanic/Latino	82%	11	73%
Two or More Races	57%	7	57%
Unknown		1	0%
White	80%	48	71%

Civitas



Explore courses where:

A student's course grade strongly signals persistence likelihood ▾

These are courses where a single letter-grade difference creates the biggest boost in persistence likelihood for an individual student. Advising students to prioritize these courses could increase their persistence likelihood.

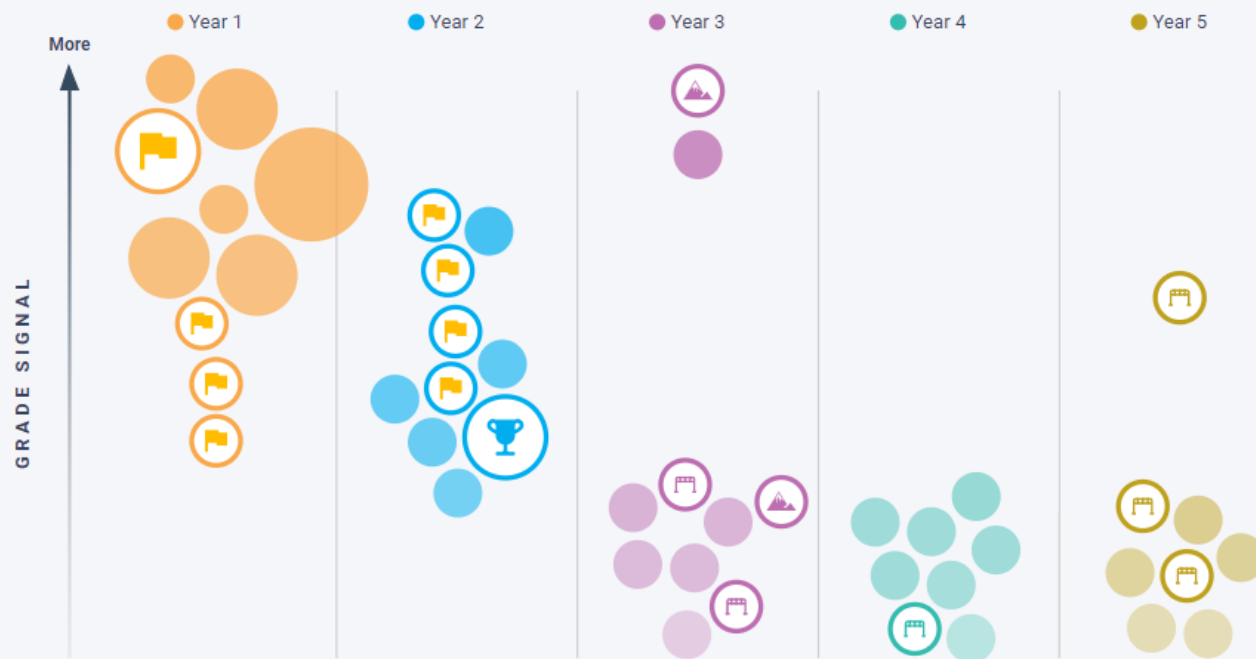


Undergraduate Type First Time In College × × Clear All + Add Filters









46 Courses

Bubble Size ▾

Export Courses



→ Highest Grade Signal

-  **MAR-2011** : Principles of... >
-  **MAT-1033** : Intermediate ... >
-  **PSY-1012** : General Psyc... >
-  **SLS-1122** : Managing Yo... >
-  **SBM-2000** : Small Busin... >
-  **ENC-1101** : Introduction t... >
-  **MGF-2106** : Survey in Ma... >
-  **SYG-2000** : Introduction t... >
-  **PET-2084** : Personal Heal... >

Civitas

illume COURSES

Explore courses where:

A student's course grade strongly signals persistence likelihood ▾

These are courses where a student's course grade strongly signals persistence likelihood. These are courses where a student's course grade strongly signals persistence likelihood. These are courses where a student's course grade strongly signals persistence likelihood.

Undergraduate Type First Time In College × Clear All + Add Filters

46 Courses

More ↑

Year 1

ENC-1101
Introduction to Composition

ENC-1101 differs from courses taken the same year by similar students in **grade signal**, **graduation boost potential**, and **percentage of students struggling**.

18k
All-Time Enrollment

6.9pp
Grade Signal

Explore

Less ↓

illume COURSES

Explore courses where:

A student's course grade strongly signals persistence likelihood ▾

These are course where a student's course grade strongly signals persistence likelihood. These are course where a student's course grade strongly signals persistence likelihood. These are course where a student's course grade strongly signals persistence likelihood.

Undergraduate Type First Time In College × Clear All + Add Filters

46 Courses

More ↑

Year 1

ENC-1102
Writing with Research

ENC-1102 differs from courses taken the same year by similar students in **grade signal**, **graduation boost potential**, and **percentage of students struggling**.

12k
All-Time Enrollment

5.4pp
Grade Signal

Explore

Less ↓

Explore courses where:

A student's course grade strongly signals persistence likelihood

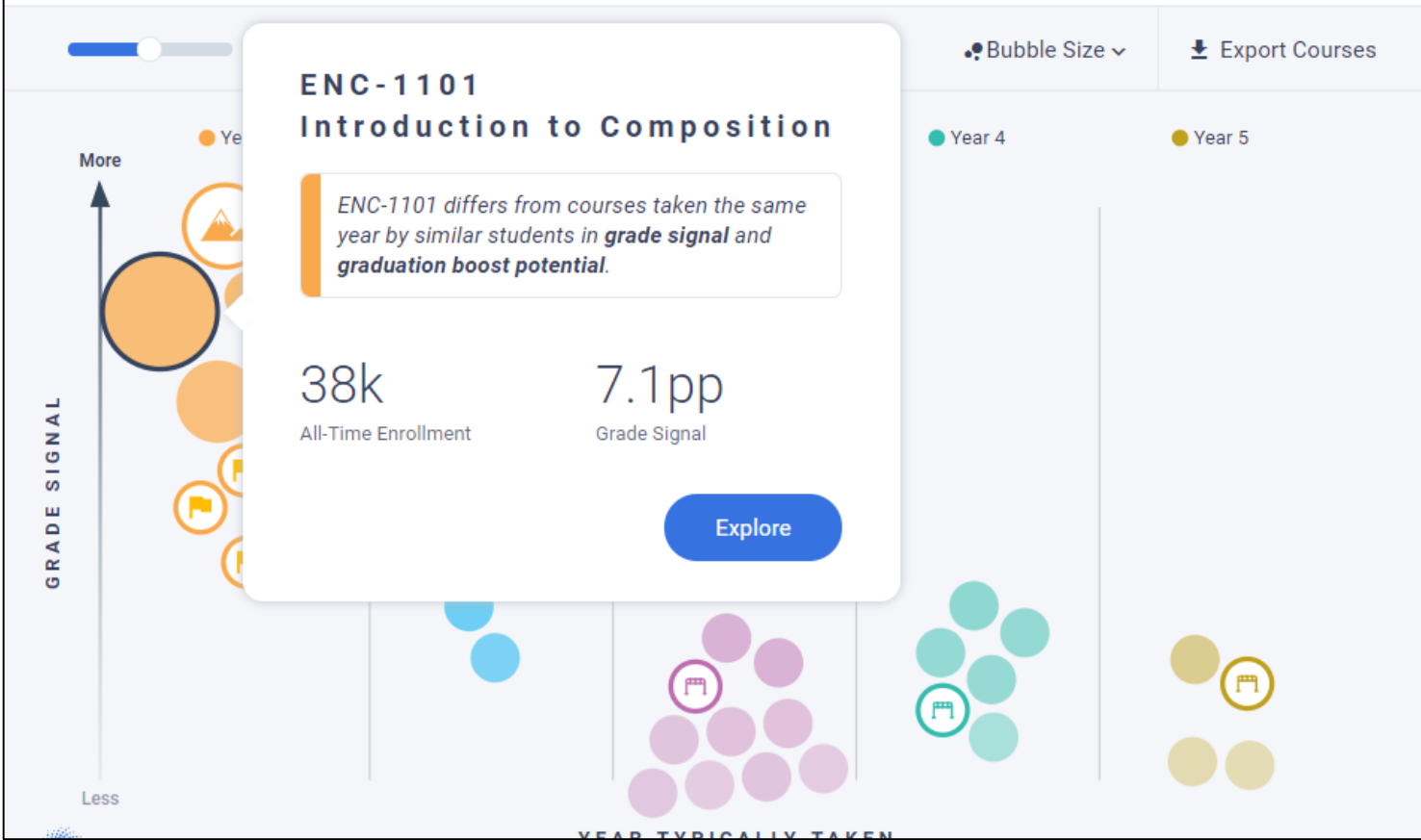
These are courses where a single letter-grade difference creates the biggest boost in persistence likelihood for an individual student. Advising students to prioritize these courses could increase their persistence likelihood.



College Associates x Clear All + Add Filters

→ Highest Grade Signal

- MAT-1033** : Intermediate ... >
- GEB-2430** : Ethics and S... >
- PSY-1012** : General Psyc... >
- MGF-2106** : Survey in Ma... >
- ENC-1101** : Introduction t... >
- SLS-1122** : Managing Yo... >
- MAC-1105** : College Alge... >
- ENC-1102** : Writing with ... >
- AST-1002** : Astronomy >



A.A. Program Guide