

# ASSESSMENT DAY

---

College of Workforce, Continuing and Adult Education  
Cosmetology and Barbering  
March 26, 2019

# Academic Assessment

	LEVEL	FOCUS	CONDUCTED BY	FREQUENCY
<b>Academic Success Committee</b>	Program	<ul style="list-style-type: none"> <li>Quality of assessment practices</li> </ul>	Committee of peers	Years 1 & 2
<b>Instructional Program Review</b>	Program / Cluster	<ul style="list-style-type: none"> <li>Enrollment, retention, completion</li> <li>Industry certifications and job placement</li> <li>Program budget and staffing</li> <li>Advisory committees</li> <li>Curriculum changes</li> </ul>	Committee of peers	Year 3
<b>Assessment Day</b>	Course/ Program	<ul style="list-style-type: none"> <li>Enrollment by demographics</li> <li>Graduation and retention</li> <li>Average class size</li> <li>Course success rate</li> <li>Placement rate</li> <li>SLOs, PLOs and ILOs</li> </ul>	Program Chair and Faculty	Years 1, 2, 3

# Programs

[1084 - Cosmetology](#)

[1204 - Barbering](#)

# Last Assessment Day Action Items

## **Assessment Meeting: 11/28/2017**

- Research software to track students through Perkins
- Update the PLO's for Cosmetology in the college program guide
- Fast Track students so they may take the exam before June 30
- Barbering PO2 reduce assessment measures to three
- Revising the DSC TABE requirements
- Retrain Alumni chapter graduates

## *For Institutional Effectiveness:*

- Barbering bridge program as a stand-alone program
- Send list of cohort to track for graduation rate

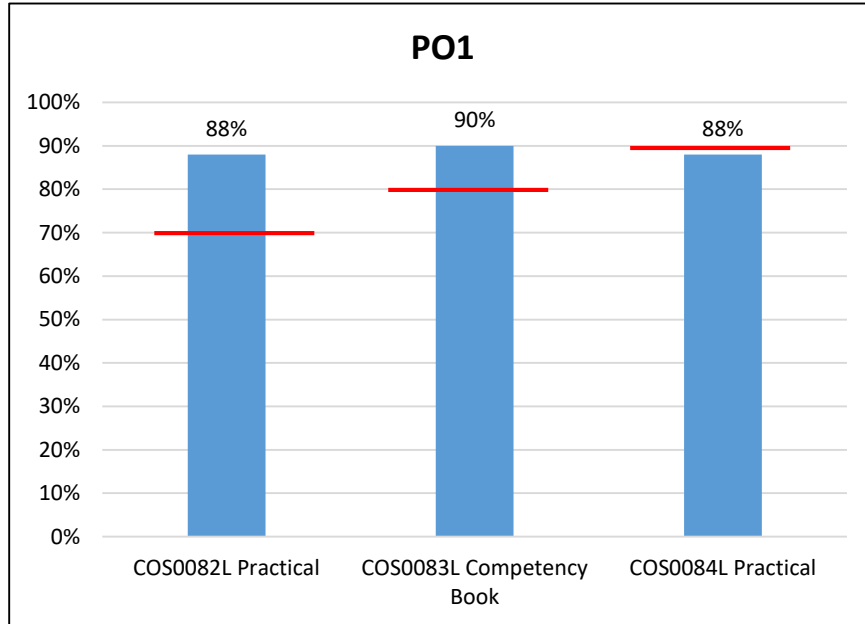
# Cosmetology Program Learning Outcomes

Graduates of the program will be able to:

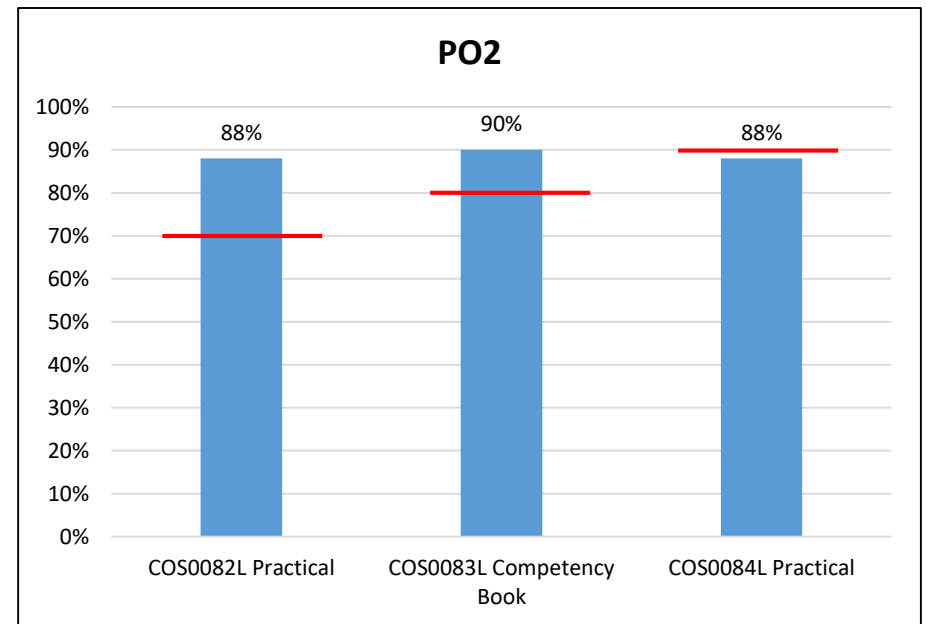
1. Perform all competencies in hair as required by the Florida State Board of Cosmetology.
2. Perform all competencies in skin as required by the Florida State Board of Cosmetology.
3. Perform all competencies in nails as required by the Florida State Board of Cosmetology.
4. Demonstrate in a classroom setting, the theory and skill based training for safe and efficient work practices based on OSHA and the Department of Business and Professional Regulations.
5. Apply critical thinking skills to solve problems that may arise in the cosmetology industry.

## Assessment Data 2017-2018

### 1084 - Cosmetology



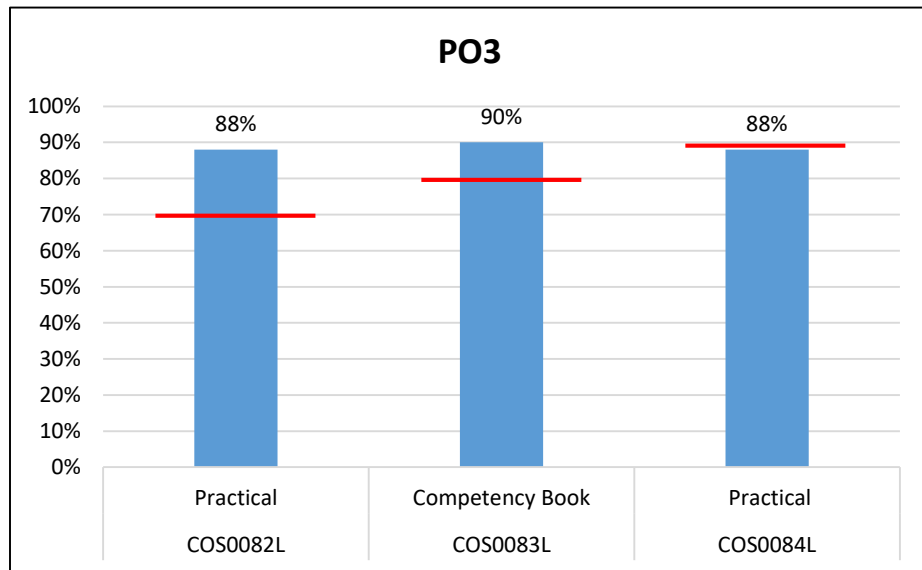
**PO1:** Perform all competencies in hair as required by the Florida State Board of Cosmetology. *Target: 80% of the competency book completed by level IV. 70% proficiency in level 3 (practical). 90% proficiency in level 5 (practical)*



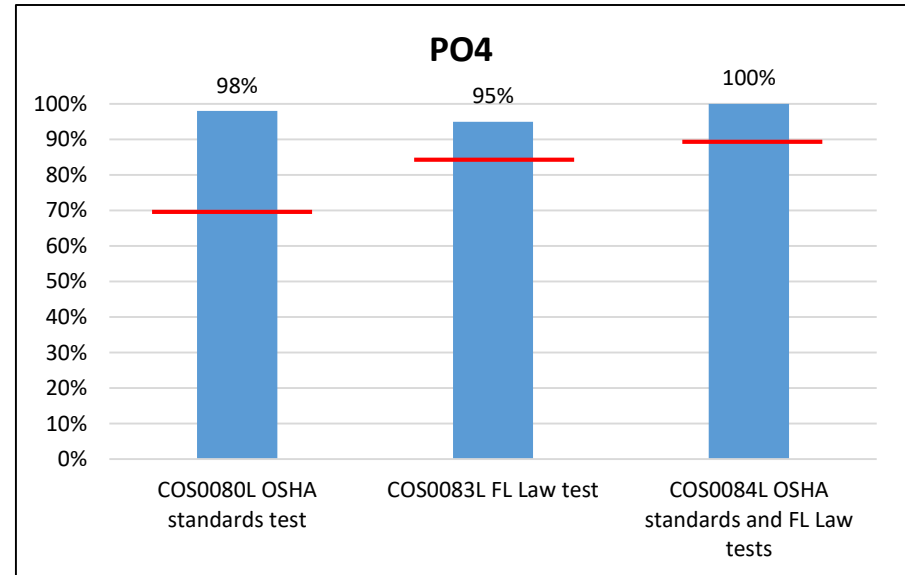
**PO2:** Perform all competencies in skin as required by the Florida State Board of Cosmetology. *Target: 80% of the competency book completed by level IV. 70% proficiency in level 3 (practical). 90% proficiency in level 5 (practical)*

## Assessment Data 2017-2018

### 1084 - Cosmetology

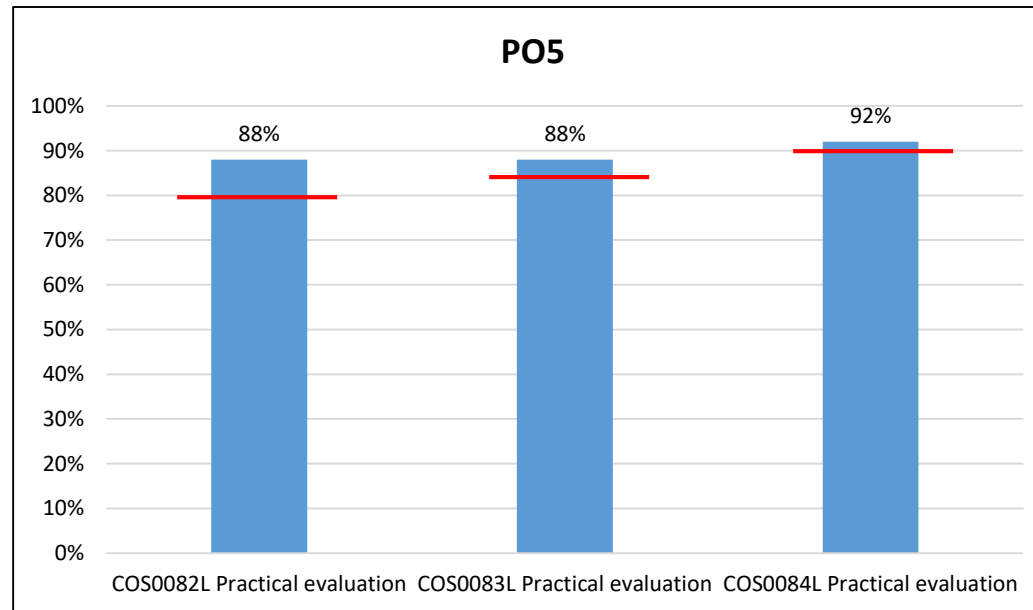


**PO3:** Perform all competencies in nails as required by the Florida State Board of Cosmetology. *Target: 80% of the competency book completed by level IV. 70% proficiency in level 3 (practical). 90% proficiency in level 5 (practical)*



**PO4:** Demonstrate in a classroom setting, the theory and skill based training for safe and efficient work practices based on OSHA and the Department of Business and Professional Regulations. *Target: 80% of students will achieve 70% or higher (OSHA standards test). 85% of students will achieve 80% or higher (FL Law test). 90% of students will achieve 90% or higher (OSHA standards and FL Law tests)*

## Assessment Data 2017-2018 1084 - Cosmetology



**PO5:** Apply critical thinking skills to solve problems that may arise in the cosmetology industry. *Target: 80% of students will achieve 70% or higher (level III). 85% of students will achieve 80% or higher (level IV). 90% of students will achieve 90% or higher (level V)*

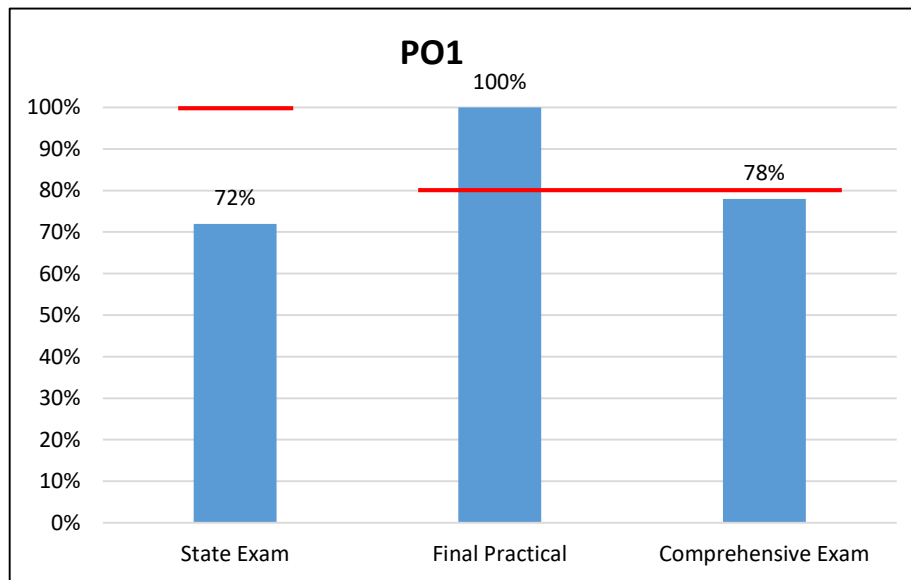


# Barbering Program Learning Outcomes

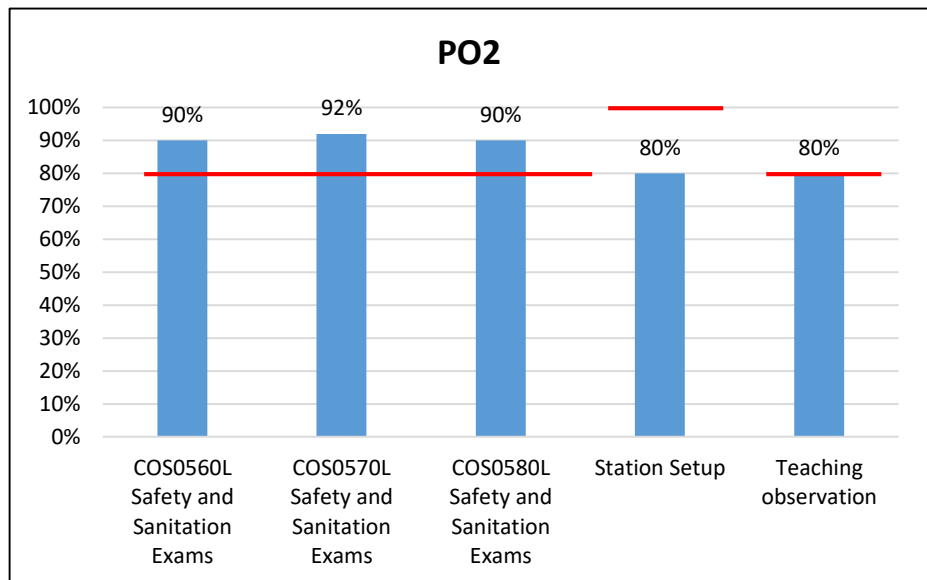
Graduates of the program will be able to:

1. Complete all skills and techniques as required by State Board in the following categories: FL Law, Hair Structure & Chemistry, Haircutting & Styling, Shampooing, Chemical Procedures, Shaving, Beard & Mustache Trimming.
2. Demonstrate in a classroom setting, the theory and skill based training for safe and efficient work practices based on Occupational Safety and Health Administration (OSHA) standards and the Department of Business and Professional Regulations.
3. Develop a professional image, business standards and employability skills to satisfy a diverse population.
4. Apply critical thinking skills to solve problems that may arise in the barbering industry.

## Assessment Data 2017-2018 1204 - Barbering



**PO1:** Complete all skills and techniques as required by State Board in the following categories: FL Law, Hair Structure & Chemistry, Haircutting & Styling, Shampooing, Chemical Procedures, Shaving, Beard & Mustache Trimming. *Target: 100% of students passing the State exam 100% of students achieving 80% or higher in the Final practical and the Comprehensive exam*



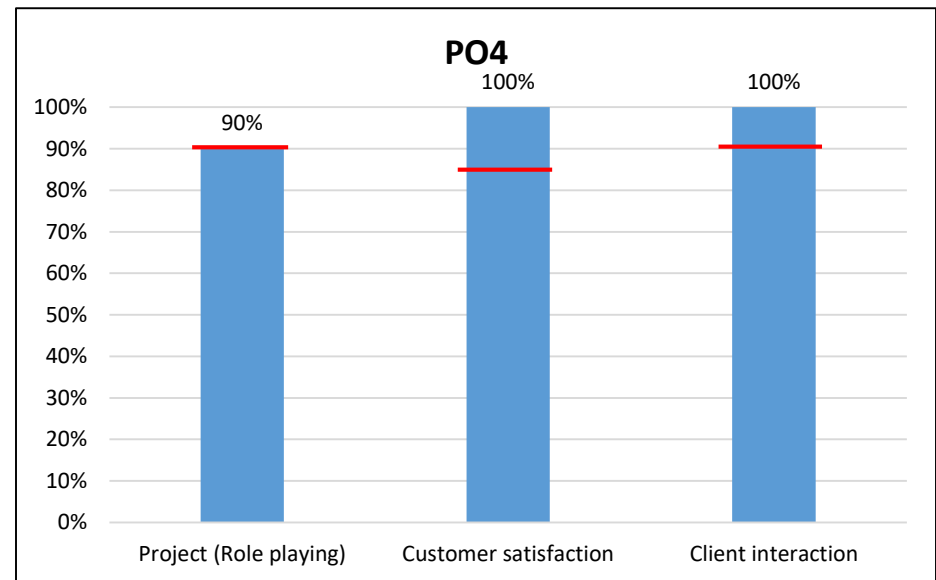
**PO2:** Demonstrate in a classroom setting, the theory and skill based training for safe and efficient work practices based on Occupational Safety and Health Administration (OSHA) standards and the Department of Business and Professional Regulations. *Target: 80% of students achieving 70% or higher in the Safety and Sanitation exams. 80% of students accomplishing correct station setting (Level II). 100% of students accomplishing correct station setting on the practical exam (Level III and above). 80% of students practice proper sanitation on a daily basis in the classroom*

## Assessment Data 2017-2018

### 1204 - Barbering



**PO3:** Develop a professional image, business standards and employability skills to satisfy a diverse population. *Target: 90% of students will pass the Professional Image Exam. 85% customer satisfaction. 80% of students will complete their service book for each level*



**PO4:** Apply critical thinking skills to solve problems that may arise in the barbering industry. *Target: 90% of students will reflect excellent role playing. 85% customer satisfaction. 90% of students will demonstrate professional client interaction*

## Assessment Data 2017-2018 Program vs. Institutional Learning Outcomes

Program	Critical/ Creative Thinking	Communication	Cultural Literacy	Information and Technical Literacy
1084 - Cosmetology	85%-92%	88%-90%	88%-90%	70%-94%
1204 - Barbering	72%-100%	90%-100%	90%-100%	90%-100%

## Assessment Data 2016-2017 Program vs. Institutional Learning Outcomes

Program	Critical/ Creative Thinking	Communication	Cultural Literacy	Information and Technical Literacy
1084 - Cosmetology	85%-92%	85%-92%	85%-92%	85%-94%
1204 - Barbering	68%-92%	86%-100%	84%-100%	90%-92%

## Course Success Rates

Major and Associated Courses		2014-2015		2015-2016		2016-2017		2017-2018	
		Attempted	% Successful	Attempted	% Successful	Attempted	% Successful	Attempted	% Successful
1084- Cosmetology	COS0080L	113	89%	126	89%	150	89%	139	90%
	COS0081L	109	87%	116	88%	145	82%	138	87%
	COS0082L	114	91%	96	99%	130	92%	104	88%
	COS0083L	103	91%	104	86%	127	93%	97	91%
	COS0084L	93	88%	81	91%	96	82%	110	96%
	COS0905	9	100%	4	100%	8	100%	10	100%
	COS0930					11	100%	4	100%
Cosmetology Bridge	CSP0003L							1	100%
Barbering Bridge	COS0501L	8	100%	10	100%	14	100%	15	100%
1204- Barbering	COS0012L	19	100%	21	76%	33	88%	24	92%
	COS0511L	18	89%	20	85%	32	69%	21	90%
	COS0560L	15	87%	20	100%	17	100%	21	90%
	COS0570L	13	92%	24	88%	19	100%	19	100%
	COS0580L	21	100%	20	90%	17	88%	20	100%

■ Indicates a success rate of 90% or higher  
■ Indicates a success rate between 70% and 89%  
■ Indicates a success rate below 70%

Source: IR Program Assessment Data

## Course Success Rates by Campus - Multiple Campuses Only (1 of 2)

Major, Associated Courses and Campus			2014-2015		2015-2016		2016-2017		2017-2018		
			Attempted	% Successful	Attempted	% Successful	Attempted	% Successful	Attempted	% Successful	
1084- Cosmetology	COS0080L	Daytona	70	91%	69	87%	117	88%	92	89%	↑
		Deltona	43	86%	57	91%	33	91%	47	91%	
	COS0081L	Daytona	69	91%	63	84%	114	82%	91	85%	↑
		Deltona	40	80%	53	92%	31	81%	47	91%	
	COS0082L	Daytona	78	90%	53	100%	83	96%	74	88%	
		Deltona	36	94%	43	98%	47	85%	30	87%	↑
	COS0083L	Daytona	68	91%	63	78%	84	94%	68	93%	
		Deltona	35	91%	41	98%	43	91%	29	86%	
	COS0084L	Daytona	65	89%	49	98%	53	74%	84	95%	↑
		Deltona	28	86%	32	81%	43	93%	26	100%	
	COS0905	Daytona							5	100%	
		Deltona							5	100%	

■ Indicates a success rate of 90% or higher  
■ Indicates a success rate between 70% and 89%  
■ Indicates a success rate below 70%

## Course Success Rates by Campus - Multiple Campuses Only (2 of 2)

Major, Associated Courses and Campus			2014-2015		2015-2016		2016-2017		2017-2018		
			Attempted	% Successful	Attempted	% Successful	Attempted	% Successful	Attempted	% Successful	
Barbering Bridge	COS0501L	Daytona					11	100%	10	100%	↑
		Deltona							5	100%	
		New Smyrna					3	100%			
1204- Barbering	COS0012L	Daytona					15	87%	20	95%	↑
		Deltona					7	86%			
		New Smyrna					11	91%	4	75%	
	COS0511L	Daytona					13	69%	19	89%	
		Deltona					6	67%			
		New Smyrna					13	69%	2	100%	
	COS0560L	Daytona							15	87%	
		Deltona							3	100%	
		New Smyrna							3	100%	
	COS0570L	Daytona					2	100%	15	100%	
		Deltona							2	100%	
		New Smyrna					17	100%	2	100%	
COS0580L	Daytona							9	100%		
	Deltona							2	100%		
	New Smyrna							9	100%		

■ Indicates a success rate of 90% or higher  
■ Indicates a success rate between 70% and 89%  
■ Indicates a success rate below 70%

Source: IR Program Assessment Data

## School Course Success Rate by Campus – Overall

Program	Campus	2017-2018	
		Attempted	% Successful
1084 - Cosmetology	Daytona	419	90%
	Deltona	179	91%
	New Smyrna Beach	5	100%
1204 - Barbering	Daytona	88	94%
	Deltona	12	100%
	New Smyrna Beach	20	95%
	<b>Total</b>	<b>723</b>	<b>91%</b>

■ Indicates a success rate of 90% or higher  
■ Indicates a success rate between 70% and 89%  
■ Indicates a success rate below 70%

Source: IR Program Assessment Data



## Course Success Rates - Multiple Instructional Methods Only

Major, Associated Courses and IM			2016-2017		2017-2018	
			Attempted	% Successful	Attempted	% Successful
1084- Cosmetology	COS0080L	Lecture			125	90%
		Hybrid			14	93%
	COS0081L	Lecture			123	85%
		Hybrid			15	100%
	COS0082L	Lecture	91	93%	91	89%
		Hybrid	39	90%	13	77%
	COS0083L	Lecture			87	90%
		Hybrid			10	100%
	COS0905	IS	6	100%	5	100%
		Online			5	100%
Lecture		2	100%			
1204- Barbering	COS0012L	Lecture			19	95%
		Hybrid			5	80%
	COS0511L	Lecture			17	94%
		Hybrid			4	75%
	COS0560L	Lecture	8	100%	14	93%
Hybrid		9	100%	7	86%	
DSC	Hybrid		81%		82%	
	Lecture		81%		83%	
	Online		76%		78%	

■ Indicates a success rate of 90% or higher  
■ Indicates a success rate between 70% and 89%  
■ Indicates a success rate below 70%

Source: IR Program Assessment Data

## School Course Success Rate by Instructional Method – Overall

Program	Method	2017-2018	
		Attempted	% Successful
1084 - Cosmetology	IS	5	100%
	Online	5	100%
	Lecture	541	90%
	Hybrid	52	92%
1204 - Barbering	Lecture	104	97%
	Hybrid	16	81%
	<b>Total</b>	<b>723</b>	<b>91%</b>

■ Indicates a success rate of 90% or higher  
■ Indicates a success rate between 70% and 89%  
■ Indicates a success rate below 70%

Source: IR Program Assessment Data

## Course Success Rates - Multiple Session or Sub-sessions Only (1 of 2)

Major, Associated Courses and Session		2014-2015		2015-2016		2016-2017		2017-2018			
		# Attempted	% Successful	# Attempted	% Successful	# Attempted	% Successful	# Attempted	% Successful		
1084 – Cosmet- ology	COS0080L	FA Full term	68	91%	79	89%	117	91%	89	89%	
		SP Full term	28	89%	47	89%	33	82%	50	92%	↑
		SU Full term	17	82%							
	COS0081L	FA Full term	84	87%	74	89%	111	84%	86	85%	↑
		SP Full term	25	88%	42	86%	34	76%	52	90%	
	COS0082L	FA Full term	16	69%	7	100%					
		SP Full term	63	98%	65	98%	91	93%	74	91%	
		SU Full term	35	89%	24	100%	39	90%	30	80%	
	COS0083L	FA Full term	33	91%	39	95%	35	97%	27	81%	
		SP Full term	70	91%	65	80%	92	91%	70	94%	↑
	COS0084L	B term			3	100%					
		FA Full term	32	88%	23	87%	34	100%	25	96%	
		SP Full term	9	89%							
		SU Full term	52	88%	55	93%	62*	73%	85	96%	↑
	COS0905	FA Full term	2	100%	3	100%	4	100%	4	100%	
SP Full term		4	100%	1	100%	3	100%	5	100%		
SU Full term		3	100%			1	100%	1	100%		

■ Indicates a success rate of 90% or higher  
■ Indicates a success rate between 70% and 89%  
■ Indicates a success rate below 70%

Source: IR Program Assessment Data

## Course Success Rates - Multiple Session or Sub-sessions Only (2 of 2)

Major, Associated Courses and Session (All courses offered in Full term only.)		2014-2015		2015-2016		2016-2017		2017-2018	
		Attempted	% Successful	Attempted	% Successful	Attempted	% Successful	Attempted	% Successful
Barbering Bridge	FA Full term	3	100%	4	100%	3	100%		
	COS0501L SP Full term	3	100%	3	100%	11	100%	4	100%
	SU Full term	2	100%	3	100%			11	100%
1204 - Barbering	A term			2	100%				
	COS0012L FA Full term	7	100%	8	75%	17	88%	10	100%
	SP Full term	12	100%	11	73%	16	88%	11	91%
	SU Full term							3	67%
	COS0511L FA Full term	7	86%	9	89%	16	63%	11	100%
	SP Full term	11	91%	11	82%	16	75%	10	80%
	FA Full term			5	100%			1	100%
	COS0560L SP Full term	6	100%	8	100%	8	100%	8	88%
	SU Full term	9	78%	7	100%	9	100%	12	92%
	COS0570L FA Full term	7	100%	16	94%	10	100%	10	100%
	SP Full term	6	83%	8	75%	9	100%	9	100%
	COS0580L FA Full term	7	100%	11	91%	10	90%	9	100%
SP Full term			5	80%			2	100%	
SU Full term	14	100%	4	100%	7	86%	9	100%	

■ Indicates a success rate of 90% or higher  
■ Indicates a success rate between 70% and 89%  
■ Indicates a success rate below 70%

Source: IR Program Assessment Data

## School Course Success Rate By Sub-session

Program	Session and Sub-session		2017-2018	
			Attempted	% Successful
1084 - Cosmetology	FA	DYN	235	88%
	SP	DYN	252	92%
	SU	DYN	116	92%
1204 - Barbering	FA	DYN	52	100%
	SP	DYN	44	91%
	SU	DYN	24	92%
<b>Total</b>			<b>723</b>	<b>91%</b>

■ Indicates a success rate of 90% or higher  
■ Indicates a success rate between 70% and 89%  
■ Indicates a success rate below 70%

# Course Success Rate By Modality and Session/Sub-session (1 of 2)

Program, Course, Modality, and Session/Sub-session	# Students Enrolled	Success Rate
<b>1084 - Cosmetology</b>	<b>603</b>	<b>90%</b>
<b>COS0080L</b>	<b>139</b>	<b>90%</b>
Lecture	125	90%
Fall	89	89%
DYN	89	89%
Spring	36	92%
DYN	36	92%
Hybrid	14	93%
Spring	14	93%
DYN	14	93%
<b>COS0081L</b>	<b>138</b>	<b>87%</b>
Lecture	123	85%
Fall	86	85%
DYN	86	85%
Spring	37	86%
DYN	37	86%
Hybrid	15	100%
Spring	15	100%
DYN	15	100%
<b>COS0082L</b>	<b>104</b>	<b>88%</b>
Lecture	91	89%
Summer	30	80%
DYN	30	80%
Spring	61	93%
DYN	61	93%
Hybrid	13	77%
Spring	13	77%
DYN	13	77%
<b>COS0083L</b>	<b>97</b>	<b>91%</b>
Lecture	87	90%
Fall	27	81%
DYN	27	81%
Spring	60	93%
DYN	60	93%
Hybrid	10	100%
Spring	10	100%
DYN	10	100%

Program, Course, Modality, and Session/Sub-session	# Students Enrolled	Success Rate
<b>COS0084L</b>	<b>110</b>	<b>96%</b>
Lecture	110	96%
Summer	85	96%
DYN	85	96%
Fall	25	96%
DYN	25	96%
<b>COS0905</b>	<b>10</b>	<b>100%</b>
IS	5	100%
Summer	1	100%
DYN	1	100%
Fall	4	100%
DYN	4	100%
Online	5	100%
Spring	5	100%
DYN	5	100%
<b>COS0930</b>	<b>4</b>	<b>100%</b>
Lecture	4	100%
Fall	4	100%
DYN	4	100%
<b>CSP0003L</b>	<b>1</b>	<b>100%</b>
Lecture	1	100%
Spring	1	100%
DYN	1	100%
<b>1204 - Barbering</b>	<b>120</b>	<b>95%</b>
<b>COS0012L</b>	<b>24</b>	<b>92%</b>
Lecture	19	95%
Summer	3	67%
DYN	3	67%
Fall	10	100%
DYN	10	100%
Spring	6	100%
DYN	6	100%
Hybrid	5	80%
Spring	5	80%
DYN	5	80%

Program, Course, Modality, and Session/Sub-session	# Students Enrolled	Success Rate
<b>COS0511L</b>	<b>21</b>	<b>90%</b>
Lecture	17	94%
Fall	11	100%
DYN	11	100%
Spring	6	83%
DYN	6	83%
Hybrid	4	75%
Spring	4	75%
DYN	4	75%
<b>COS0560L</b>	<b>21</b>	<b>90%</b>
Lecture	14	93%
Summer	12	92%
DYN	12	92%
Fall	1	100%
DYN	1	100%
Spring	1	100%
DYN	1	100%
Hybrid	7	86%
Spring	7	86%
DYN	7	86%
<b>COS0570L</b>	<b>19</b>	<b>100%</b>
Lecture	19	100%
Fall	10	100%
DYN	10	100%
Spring	9	100%
DYN	9	100%

Program, Course, Modality, and Session/Sub-session	# Students Enrolled	Success Rate
<b>COS0580L</b>	<b>20</b>	<b>100%</b>
Lecture	20	100%
Summer	9	100%
DYN	9	100%
Fall	9	100%
DYN	9	100%
Spring	2	100%
DYN	2	100%
<b>Barbering Bridge</b>	<b>15</b>	<b>100%</b>
<b>COS0501L</b>	<b>15</b>	<b>100%</b>
Lecture	15	100%
Fall	11	100%
DYN	11	100%
Spring	4	100%
DYN	4	100%
<b>Grand Total</b>	<b>723</b>	<b>91%</b>

■ Indicates a success rate of 90% or higher  
■ Indicates a success rate between 70% and 89%  
■ Indicates a success rate below 70%

Program, Course, Location, Modality, & Race/Ethnicity	# Students Enrolled	Success Rate
<b>1084 - Cosmetology</b>	<b>602</b>	<b>91%</b>
<b>COS0080L</b>	<b>139</b>	<b>90%</b>
<b>DAYTONA</b>	<b>92</b>	<b>89%</b>
Lecture	78	88%
Asian	1	100%
Black	13	69%
Hispanic	11	82%
Two or More Races	5	100%
White	48	94%
Hybrid	14	93%
Black	3	100%
Hispanic	2	100%
Two or More Races	2	100%
White	7	86%
<b>DELTONA</b>	<b>47</b>	<b>91%</b>
Lecture	47	91%
Asian	1	100%
Black	5	100%
Hispanic	21	90%
White	20	90%
<b>COS0081L</b>	<b>138</b>	<b>87%</b>
<b>DAYTONA</b>	<b>91</b>	<b>85%</b>
Lecture	76	82%
Asian	1	100%
Black	12	67%
Hispanic	10	80%
Two or More Races	5	100%
White	48	83%
Hybrid	15	100%
Black	4	100%
Hispanic	2	100%
Two or More Races	2	100%

Program, Course, Location, Modality, & Race/Ethnicity	# Students Enrolled	Success Rate
<b>COS0082L</b>	<b>103</b>	<b>88%</b>
<b>DAYTONA</b>	<b>73</b>	<b>89%</b>
Lecture	60	92%
Asian	2	100%
Black	11	73%
Hispanic	8	100%
Two or More Races	4	100%
White	35	94%
Hybrid	13	77%
Black	3	67%
Hispanic	3	33%
Two or More Races	2	100%
White	5	100%
<b>DELTONA</b>	<b>30</b>	<b>87%</b>
Lecture	30	87%
Asian	1	100%
Black	5	80%
Hispanic	12	100%
White	12	75%
<b>COS0083L</b>	<b>97</b>	<b>91%</b>
<b>DAYTONA</b>	<b>68</b>	<b>93%</b>
Lecture	58	91%
Asian	2	100%
Black	10	90%
Hispanic	8	100%
Two or More Races	4	100%
White	34	88%
Hybrid	10	100%
Black	2	100%
Hispanic	1	100%
Two or More Races	2	100%
White	5	100%
<b>DELTONA</b>	<b>29</b>	<b>86%</b>
Lecture	29	86%
Asian	1	100%
Black	4	100%
Hispanic	12	92%
White	12	75%

■ Indicates a success rate of 90% or higher  
■ Indicates a success rate between 70% and 89%  
■ Indicates a success rate below 70%



# Course Success Rate By Campus, Modality, and Race/Ethnicity (2 of 3)

Program, Course, Location, Modality, & Race/Ethnicity	# Students Enrolled	Success Rate
COS0084L	110	96%
DAYTONA	84	95%
Lecture	84	95%
Asian	3	100%
Black	14	93%
Hispanic	13	100%
Two or More Races	4	75%
White	50	96%
DELTONA	26	100%
Lecture	26	100%
Asian	1	100%
Black	2	100%
Hawaii/Pac	1	100%
Hispanic	11	100%
White	11	100%
COS0905	10	100%
DAYTONA	5	100%
IS	5	100%
Black	2	100%
Hispanic	2	100%
White	1	100%
Online	5	100%
Black	1	100%
White	4	100%
COS0930	4	100%
DAYTONA	4	100%
Lecture	4	100%
Black	1	100%
Hispanic	1	100%
White	2	100%
Cosmetology Bridge	1	100%
CSP0003L	1	100%
DAYTONA	1	100%
Lecture	1	100%
Black	1	100%

Program, Course, Location, Modality, & Race/Ethnicity	# Students Enrolled	Success Rate
1204 - Barbering	118	95%
COS0012L	23	91%
DAYTONA	19	95%
Lecture	14	100%
Hawaii/Pac	1	100%
Hispanic	3	100%
Two or More Races	2	100%
White	8	100%
Hybrid	5	80%
Black	3	100%
Hispanic	1	0%
White	1	100%
NEW SMYRNA BEACH	4	75%
Lecture	4	75%
Black	1	0%
White	3	100%
COS0501L	15	100%
DAYTONA	10	100%
Lecture	10	100%
Black	2	100%
White	8	100%
DELTONA	5	100%
Lecture	5	100%
Hispanic	1	100%
White	4	100%
COS0511L	20	90%
DAYTONA	18	89%
Lecture	14	93%
Hawaii/Pac	1	100%
Hispanic	3	100%
Two or More Races	2	100%
White	8	88%
Hybrid	4	75%
Black	3	67%
White	1	100%
NEW SMYRNA BEACH	2	100%
Lecture	2	100%
White	2	100%

  Indicates a success rate of 90% or higher  
  Indicates a success rate between 70% and 89%  
  Indicates a success rate below 70%

Program, Course, Location, Modality, & Race/Ethnicity	# Students Enrolled	Success Rate
<b>COS0560L</b>	21	90%
<b>DAYTONA</b>	15	87%
Lecture	8	88%
Asian	1	100%
Black	3	100%
Hispanic	1	0%
Two or More Races	1	100%
White	2	100%
Hybrid	7	86%
Hawaii/Pac	1	100%
Hispanic	3	67%
White	3	100%
<b>DELTONA</b>	3	100%
Lecture	3	100%
Hispanic	2	100%
White	1	100%
<b>NEW SMYRNA BEACH</b>	3	100%
Lecture	3	100%
Black	2	100%
White	1	100%
<b>COS0570L</b>	19	100%
<b>DAYTONA</b>	15	100%
Lecture	15	100%
Asian	1	100%
Black	3	100%
Hawaii/Pac	1	100%
Hispanic	3	100%
Two or More Races	1	100%
White	6	100%
<b>DELTONA</b>	2	100%
Lecture	2	100%
Hispanic	1	100%
White	1	100%
<b>NEW SMYRNA BEACH</b>	2	100%
Lecture	2	100%
Black	2	100%

Program, Course, Location, Modality, & Race/Ethnicity	# Students Enrolled	Success Rate
<b>COS0580L</b>	20	100%
<b>DAYTONA</b>	9	100%
Lecture	9	100%
Asian	1	100%
Black	3	100%
Hispanic	1	100%
Two or More Races	1	100%
White	3	100%
<b>DELTONA</b>	2	100%
Lecture	2	100%
Hispanic	1	100%
White	1	100%
<b>NEW SMYRNA BEACH</b>	9	100%
Lecture	9	100%
Asian	1	100%
Black	4	100%
White	4	100%
<b>Grand Total</b>	<b>720</b>	<b>91%</b>

■ Indicates a success rate of 90% or higher  
■ Indicates a success rate between 70% and 89%  
■ Indicates a success rate below 70%

## Course Success Rate By Race and Ethnicity

	Enrolled	Success Rate
<b>1084 - Cosmetology</b>	<b>602</b>	<b>91%</b>
Asian	14	100%
Black	98	85%
Hawaii/Pac	1	100%
Hispanic	139	92%
Two or More Races	30	97%
White	320	91%
<b>1204 - Barbering</b>	<b>118</b>	<b>95%</b>
Asian	4	100%
Black	26	92%
Hawaii/Pac	4	100%
Hispanic	20	85%
Two or More Races	7	100%
White	57	98%
<b>Grand Total</b>	<b>720</b>	<b>91%</b>

■ Indicates a success rate of 90% or higher  
■ Indicates a success rate between 70% and 89%  
■ Indicates a success rate below 70%

## Grade Distribution (1 of 3)

Major and Associated Courses		2017-2018 (SU17)							
		A	B	C	D	F	FNs	Ws	W1s
1084- Cosmetology	COS0082L	3	14	7	4	2	0	0	0
	COS0084L	66	14	2	0	2	1	0	0
1204- Barbering	COS0012L	1	1	0	1	0	0	0	0
	COS0560L	2	8	1	0	1	0	0	0
	COS0580L	3	4	2	0	0	0	0	0
<b>Total</b>		<b>75(54%)</b>	<b>41(31%)</b>	<b>12(9%)</b>	<b>5(4%)</b>	<b>5(4%)</b>	<b>1(1%)</b>	<b>0(0%)</b>	<b>0(0%)</b>

## Grade Distribution (2 of 3)

Major and Associated Courses		2017-2018 (FA17)							
		A	B	C	D	F	FNs	Ws	W1s
1084- Cosmetology	COS0080L	42	29	8	3	1	1	1	4
	COS0081L	46	19	8	0	6	7	0	0
	COS0083L	5	10	7	1	4	0	0	0
	COS0084L	5	14	5	0	1	0	0	0
	COS0905	0	0	0	0	0	0	0	0
	COS0930	0	0	0	0	0	0	0	0
Barbering Bridge	COS0501L	3	8	0	0	0	0	0	0
1204- Barbering	COS0012L	3	6	1	0	0	0	0	0
	COS0511L	4	5	2	0	0	0	0	0
	COS0560L	1	0	0	0	0	0	0	0
	COS0570L	6	2	2	0	0	0	0	0
	COS0580L	5	3	1	0	0	0	0	0
<b>Total</b>		<b>120 (43%)</b>	<b>96 (34%)</b>	<b>34 (12%)</b>	<b>4 (1%)</b>	<b>12 (4%)</b>	<b>8(3%)</b>	<b>1 (0.3%)</b>	<b>4 (1%)</b>

Source: IR Program Assessment Data

## Grade Distribution (3 of 3)

Major and Associated Courses		2017-2018 (SP18)							
		A	B	C	D	F	FNs	Ws	W1s
1084- Cosmetology	COS0080L	17	22	7	1	2	1	0	0
	COS0081L	17	23	7	3	1	1	0	0
	COS0082L	35	23	9	4	3	0	0	0
	COS0083L	39	17	10	2	1	0	1	0
	COS0905	0	0	0	0	0	0	0	0
Cosmetology Bridge	CSP0003L	1	0	0	0	0	0	0	0
Barbering Bridge	COS0501L	1	3	0	0	0	0	0	0
1204- Barbering	COS0012L	4	3	3	0	0	0	0	1
	COS0511L	2	6	0	0	0	0	2	0
	COS0560L	2	3	2	1	0	0	0	0
	COS0570L	5	2	2	0	0	0	0	0
	COS0580L	1	1	0	0	0	0	0	0
<b>Total</b>		<b>124 (43%)</b>	<b>103(37%)</b>	<b>40 (14%)</b>	<b>11 (4%)</b>	<b>7(2%)</b>	<b>2 (1%)</b>	<b>3 (1%)</b>	<b>1 (0.3%)</b>

## Average Class Size

Major and Associated Courses		2014-2015		2015-2016		2016-2017		2017-2018	
		Sections	Avg. Size	Sections	Avg. Size	Sections	Avg. Size	Sections	Avg. Size
1084- Cosmetology	COS0080L	5	23	4	32	6	25	6	23
	COS0081L	5	22	4	29	6	24	6	23
	COS0082L	5	23	5	19	6	22	5	21
	COS0083L	5	21	6	17	6	21	5	19
	COS0084L	5	19	5	16	4	24	6	18
	COS0905			2	2	1	2	3	3
Barbering Bridge	COS0930					1	11	1	4
Cosmetology Bridget	CSP0003L							1	1
1204- Barbering	COS0012L	2	10	3	7	5	7	5	5
	COS0501L			3	3	2	7	3	5
	COS0511L	2	9	3	7	5	6	5	4
	COS0560L	2	8	4	5	3	6	6	4
	COS0570L	2	7	5	5	3	6	6	3
	COS0580L	2	11	4	5	2	9	6	3

To prevent data from skewing, excludes OJT, clinicals, private/performance, open lab, co-op, DIS, field trips and internships.  
Discontinued programs and courses are not included.

Source: IR Program Assessment Data

## Average Class Size by Modality – Multiple Methods Only

Major and Associated Courses	IM	2016-2017		2017-2018		
		Sections	Avg. Size	Sections	Avg. Size	
1084- Cosmetology	COS0080L	Lecture		5	25	
		Hybrid		1	14	
	COS0081L	Lecture		5	25	
		Hybrid		1	15	
	COS0082L	Lecture	4	23	4	23
		Hybrid	2	20	1	13
	COS0083L	Lecture			4	22
		Hybrid			1	10
	COS0905	IS			2	3
		Online			1	5
1204- Barbering	COS0012L	Lecture		4	5	
		Hybrid		1	5	
	COS0511L	Lecture			4	4
		Hybrid			1	4
	COS0560L	Lecture	2	4	5	3
		Hybrid	1	9	1	7

### College Total

Instructional Method	2015-2016 Avg. Size	2016-2017 Avg. Size	2017-2018 Avg. Size
Hybrid	21	23	22
Lecture	22	21	21
Online	30	30	29



## Average Class Size by Campus – Multiple Campus Only

Major and Associated Courses		Campus	2017-2018	
			Sections	Avg. Size
1084- Cosmetology	COS0080L	Daytona	4	23
		Deltona	2	24
	COS0081L	Daytona	4	23
		Deltona	2	24
	COS0082L	Daytona	4	19
		Deltona	1	30
	COS0083L	Daytona	4	17
		Deltona	1	29
	COS0084L	Daytona	5	17
		Deltona	1	26
COS0905	Daytona	2	3	
	Online	1	5	
1204- Barbering	COS0012L	Daytona	3	7
		NSB	2	2
	COS0511L	Daytona	3	6
		NSB	2	1
	COS0560L	Daytona	3	5
		Deltona	1	3
		NSB	2	2
	COS0570L	Daytona	4	4
		Deltona	1	2
		NSB	1	2
COS0580L	Daytona	3	3	
	Deltona	1	2	
	NSB	2	5	

## Licensing Exam

	2010/11	2011/12	2012/13	2013/14	2014/15	2015/16	2016/17
<b>Barbering</b>				100%	94%	86%	92%
<b>Cosmetology</b>	95%	95%	96%	95%	89%	86%	89%

*Source: Daytona State Department Chairs are solicited for this data.*

## Graduation Rates

Major	Summer or Fall Term	Registered in First Course	Graduation			
			Graduated within 150% Time	Graduation Rate	Graduated within 200% Time	Graduation Rate
1084- Cosmetology	FA14	86	45	52.3%	46	53.5%
	FA15	79	37	47.4%	37	47.4%
	FA16 – 200% In Progress	115	61	53.0%	61	53.0%
1204- Barbering	FA14	11	3	27.3%	3	27.3%
	FA15	10	5	50.0%	5	50.0%
	FA16 – 200% In Progress	17	6	35.3%	7	41.2%

**College average (150%- 58.3%, 200%- 66.1%)**

1084 PT program courses began in SP13.

1204 began in FA13. 1204 PT program discontinued FA15.

First Course- 1084- COS0080L, 1084 PT- COS0080PL, 1204- COS0012L, 1204 PT- COS0012PL

Fall term includes prior Summer term enrollment in major.

200% Graduation Rate includes graduates in 150% Rate.

Source: IR Program Assessment Data

# Graduation Rates by Race/Ethnicity

Major	Summer or Fall Term	Race/Ethnicity	Registered in First Course	Graduation			
				Graduated within 150% Time	Graduation Rate	Graduated within 200% Time	Graduation Rate
1084- Cosmetology	FA14	Asian	1	1	100.0%	1	100.0%
		Black	10	2	20.0%	3	30.0%
		Hispanic	11	5	45.5%	5	45.5%
		Two or More Races	2	2	100.0%	2	100.0%
		White	62	35	56.5%	35	56.5%
	FA15	Asian	1	0	0.0%	0	0.0%
		Black	14	2	14.3%	2	14.3%
		Hispanic	19	13	68.4%	13	68.4%
		Two or More Races	2	1	50.0%	1	50.0%
		White	41	21	51.2%	21	51.2%
	FA16 – 200% In Progress	Asian	3	1	33.3%	1	33.3%
		Black	18	6	33.3%	6	33.3%
		Hawaii/Pac	1	1	100.0%	1	100.0%
		Hispanic	25	11	44.0%	11	44.0%
		Two or More Races	3	1	33.3%	1	33.3%
White		65	41	63.1%	41	63.1%	
1204- Barbering	FA14	Am. Ind	1	0	0.0%	0	0.0%
		Black	4	0	0.0%	0	0.0%
		Hispanic	2	1	50.0%	1	50.0%
		Two or More Races	1	1	100.0%	1	100.0%
		White	3	1	33.3%	1	33.3%
	FA15	Black	6	2	33.3%	2	33.3%
		White	3	3	100.0%	3	100.0%
	FA16 – 200% In Progress	Asian	2	1	50.0%	1	50.0%
		Black	4	1	25.0%	2	50.0%
		Hispanic	1	0	0.0%	0	0.0%
Two or More Races		1	0	0.0%	0	0.0%	
White		9	4	44.4%	4	44.4%	

## Persistence Rates

Major	Term	Registered	Exclusions	Adjusted Cohort	Retained by DSC		Retained by Program		Retained by College
					N	%	N	%	%
1084 COSMETOLOGY	FA16 to SP17	164	28	136	1	1%	94	69%	70%
	FA17 to SP18	115	18	97	2	2%	68	70%	72%
1204 BARBERING	FA16 to SP17	30	8	22	0	0%	10	45%	45%
	FA17 to SP18	29	7	22	3	14%	9	41%	55%

### College average (67.1%)

Registered - Includes all students enrolled in the fall term of the specified year, with the specified program as their primary major.

Exclusions - Includes students who are deceased or graduated fall of the specified year or the following spring or summer.

Adjusted Cohort - Registered students less exclusions.

Not retained - Students who were not registered the following fall term.

Retained by DSC - Students who were still registered at DSC the following fall but with a different primary major.

Retained by Program - Students who were registered the following fall with the same primary major.

Source: IR Program Assessment Data

## Persistence Rates by Race/Ethnicity

Major	Term	Race/Ethnicity	Registered	Exclusions	Adjusted Cohort	Retained by Program	
						N	%
1084 COSMETOLOGY	FA16 to SP17	Asian	4	0	4	3	75%
		Black	22	2	20	13	65%
		Hawaii/Pac	1	0	1	1	100%
		Hispanic	34	5	29	21	72%
		Two or More Races	3	0	3	2	67%
		White	100	21	79*	54	68%
	FA17 to SP18	Asian	3	1	2	2	100%
		Black	23	4	19*	10	53%
		Hispanic	28	4	24*	18	75%
		Two or More Races	5	1	4	3	75%
White		56	8	48	35	73%	
1204 BARBERING	FA16 to SP17	Asian	2	0	2	2	100%
		Black	5	1	4	2	50%
		Hispanic	4	0	4	2	50%
		Two or More Races	2	1	1	0	0%
		White	17	6	11	4	36%
	FA17 to SP18	Asian	1	0	1	1	100%
		Black	6	4	2*	0	0%
		Hawaii/Pac	1	0	1	1	100%
		Hispanic	4	0	4	3	75%
		Two or More Races	1	1	0		
		White	15	2	13*	4	31%

\*one student retained by DSC

## Placement Rates (College average: 95.5%)

Program Title	Major	2012/13		2013/14		2014/15		2015/16		2016/17		Average Annual Salary
		DSC%	FCS%	DSC%	FCS%	DSC%	FCS%	DSC%	FCS%	DSC%	FCS%	
Cosmetology	1084	52%	58%	43%	48%	48%	49%	51%	61%	70%	64%	\$23,808
Barbering	1204	New Program				71%	60%	25%	***%	***%	***%	\$**,***

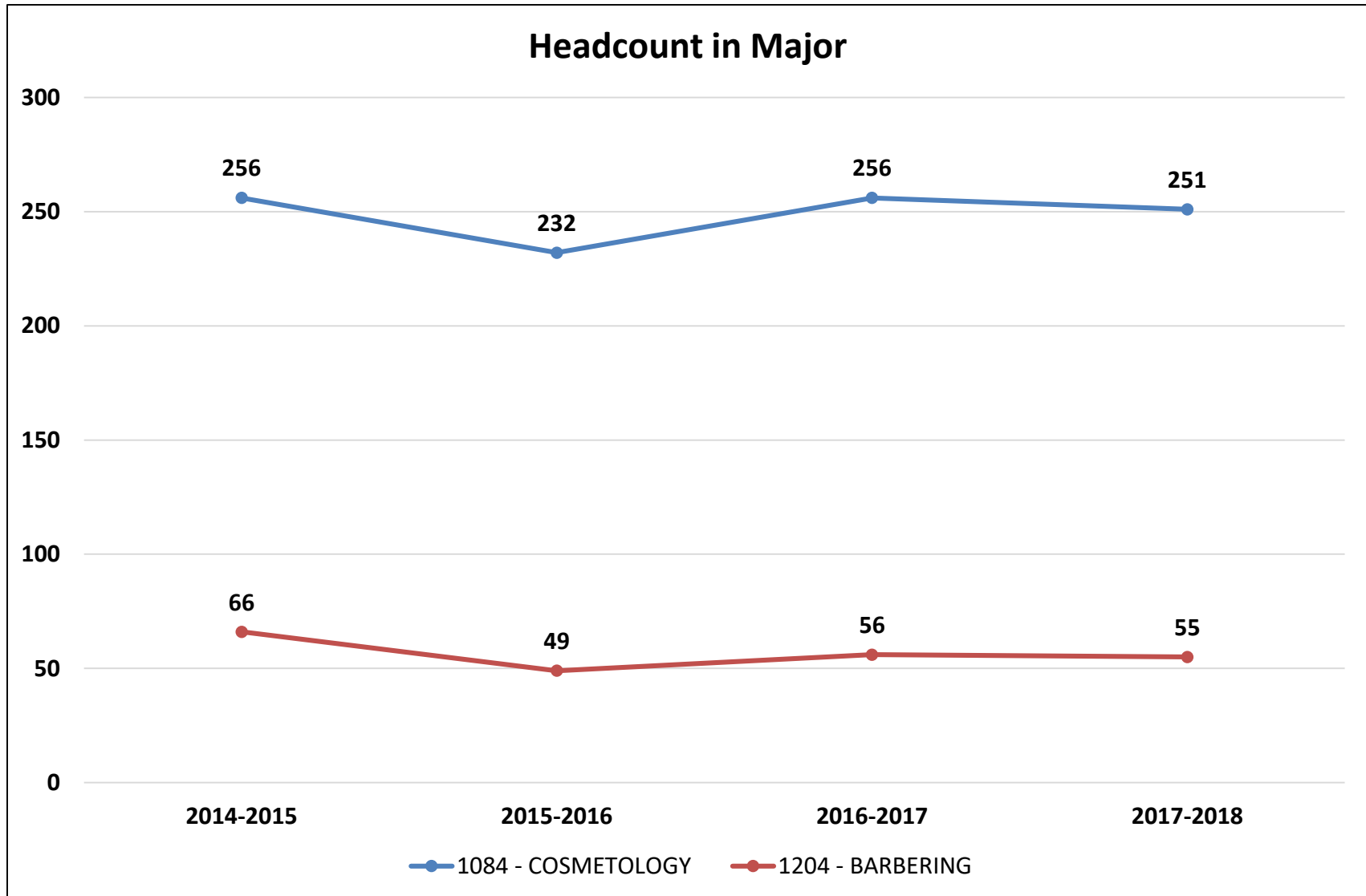
Source: Florida Education Training Placement Information Program (FETPIP).

- Indicates the College average above the State Averages
- Indicates the College average same as the State Averages
- Indicates the College average below the State Averages

\*Inactive Program

N/A - No placement data for the program.

(\*\*\*\*), (\$\*\*,\*\*\*), or (\*\*\*%) - Number of graduates less than 10 but greater than 0 suppressed.

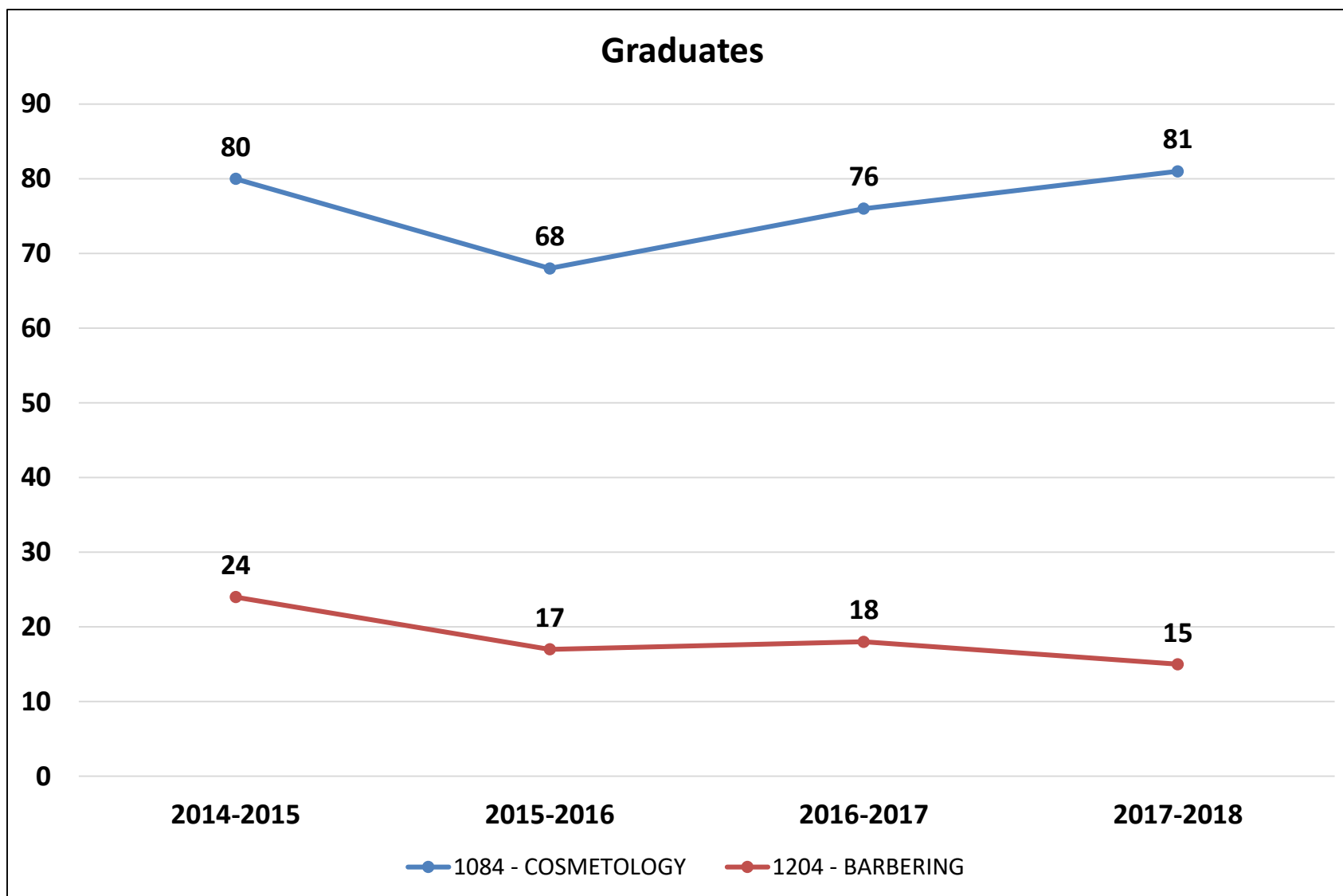


College Enrollment Decreased: 0.7%(14/15); 1.15% (15/16); 3.7%(16/17); 0.7%(17/18)

Source: IR Program Assessment Data

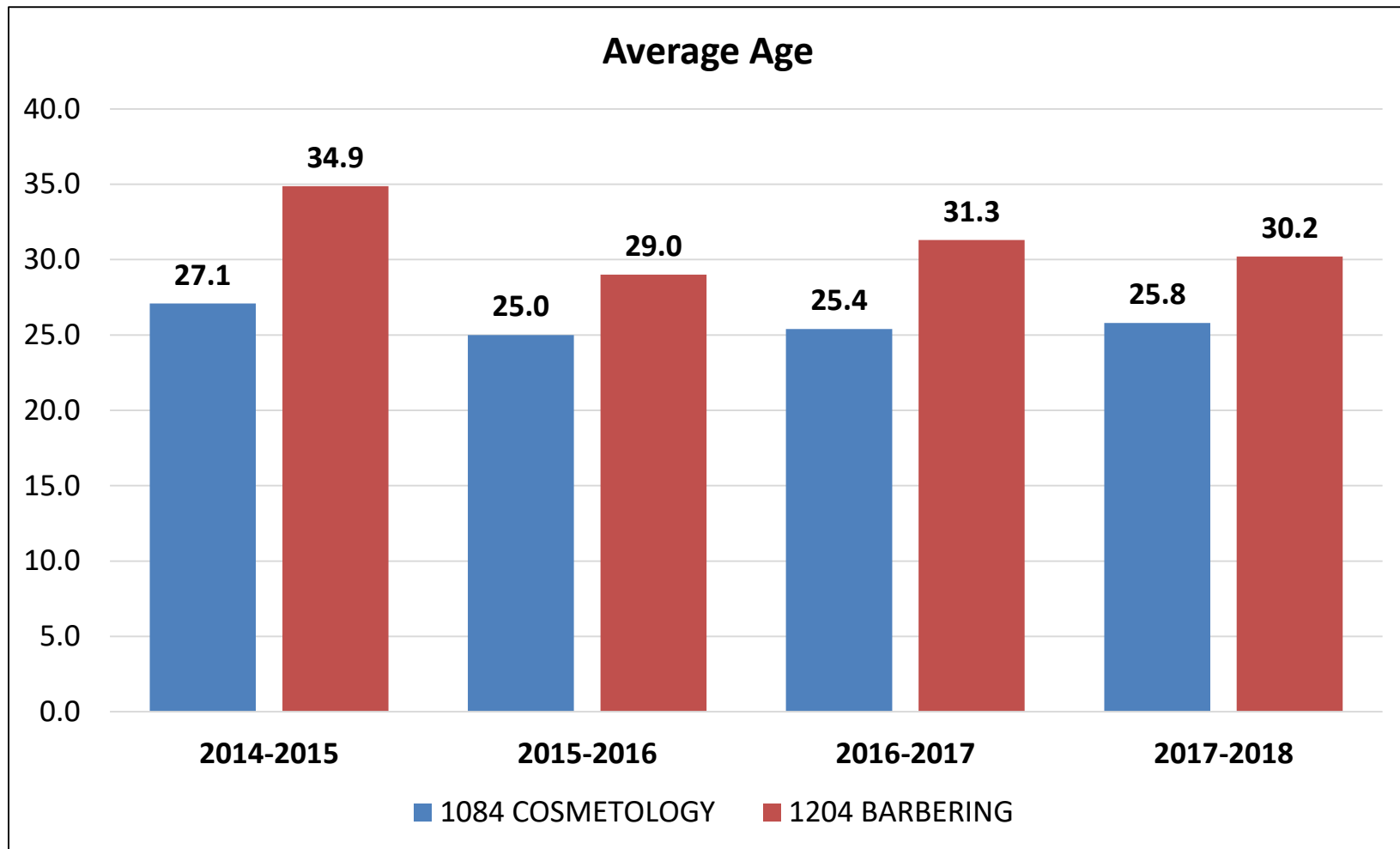
Students are duplicated across programs, unduplicated in the total.





Blank cells or missing years indicate no graduates.

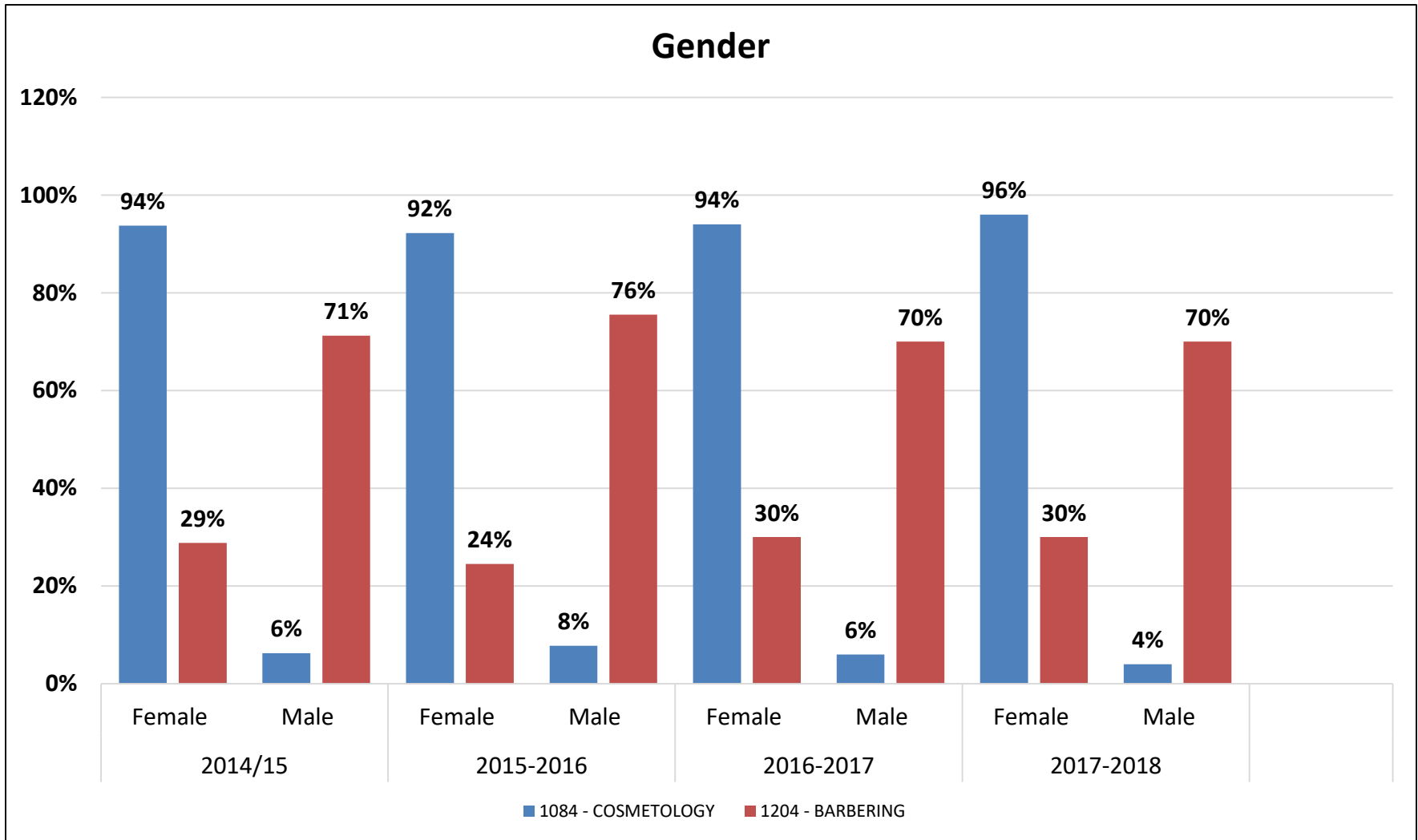
Source: IR Program Assessment Data



Major	2014-2015	2015-2016	2016-2017	2017-2018
All Programs	28.3	26	26.4	26.6
Daytona State College	26.4	26	27	27.2

Calculation excludes individuals whose birthdates are not reported.

Source: IR Program Assessment Data

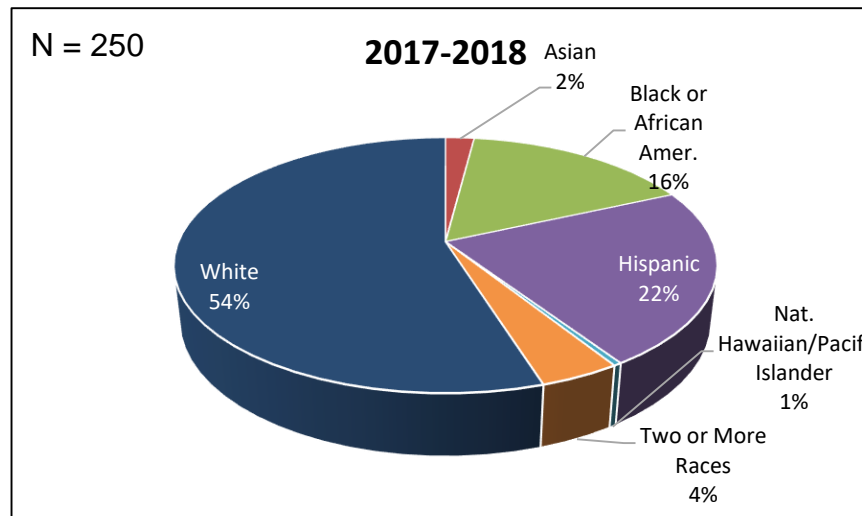
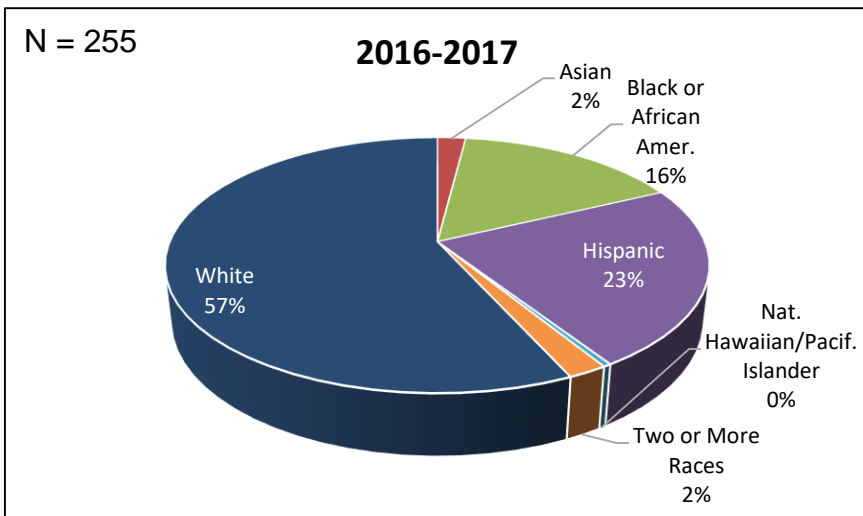
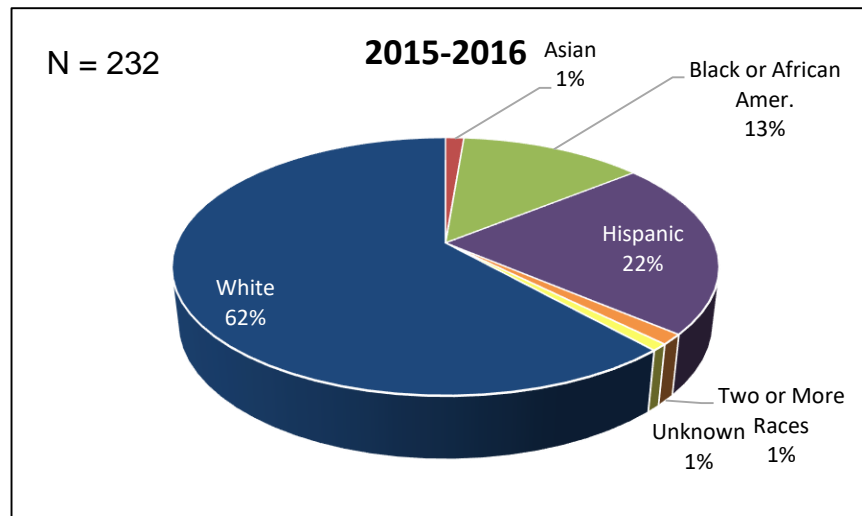
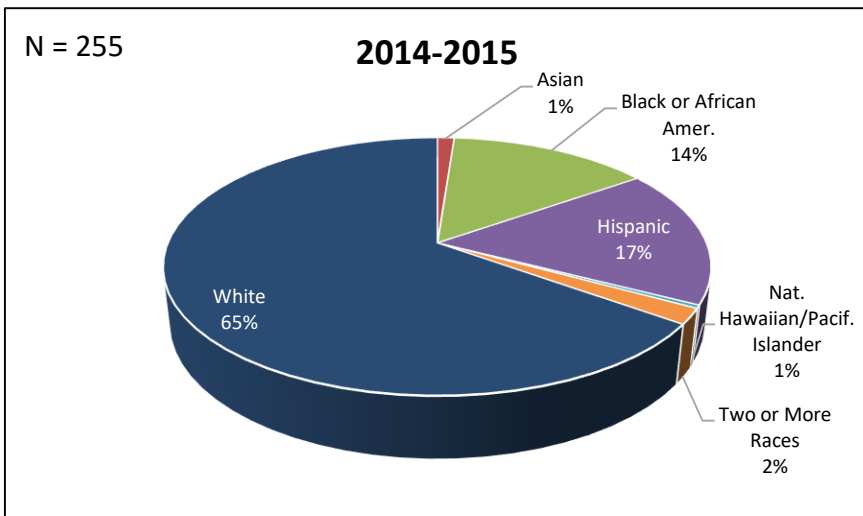


Major	2014-2015		2015-2016		2016-2017		2017-2018	
	Female	Male	Female	Male	Female	Male	Female	Male
Daytona State College	60%	40%	60%	40%	60%	40%	58%	39%

Excludes individuals whose gender is not reported.

Source: IR Program Assessment Data

# Race / Ethnicity Cosmetology, # 108400

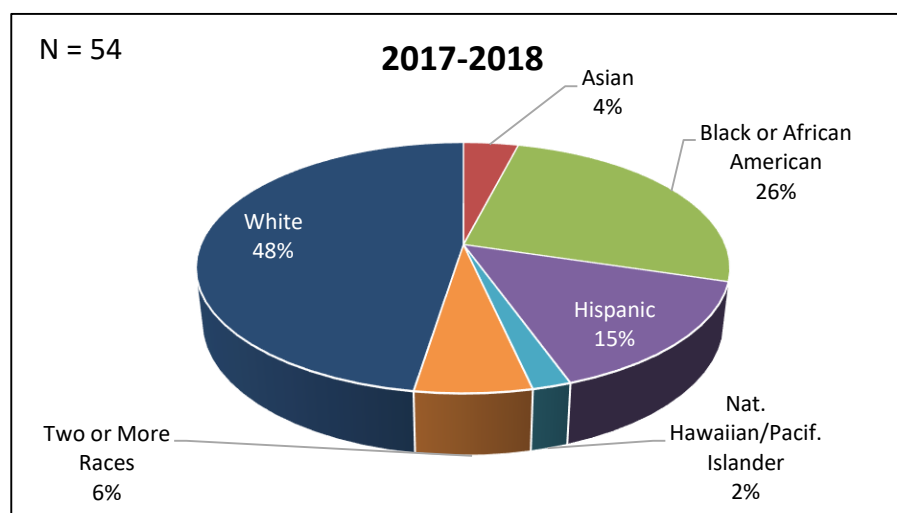
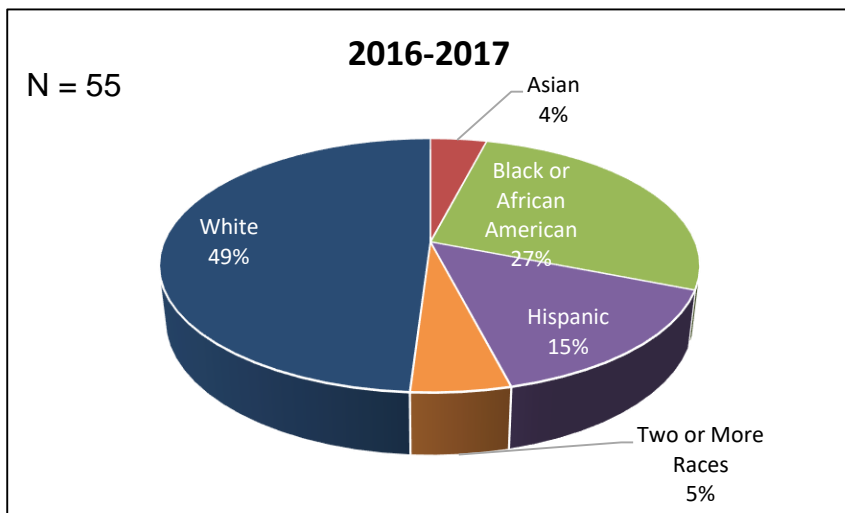
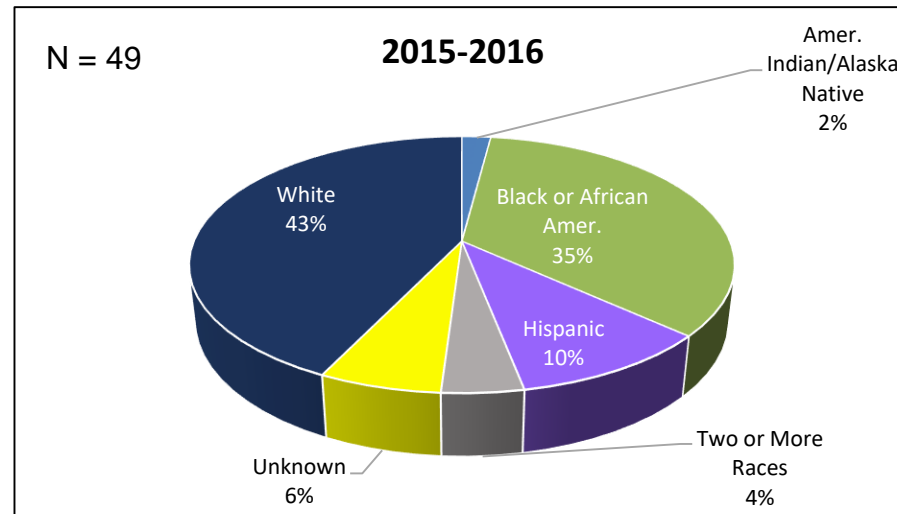
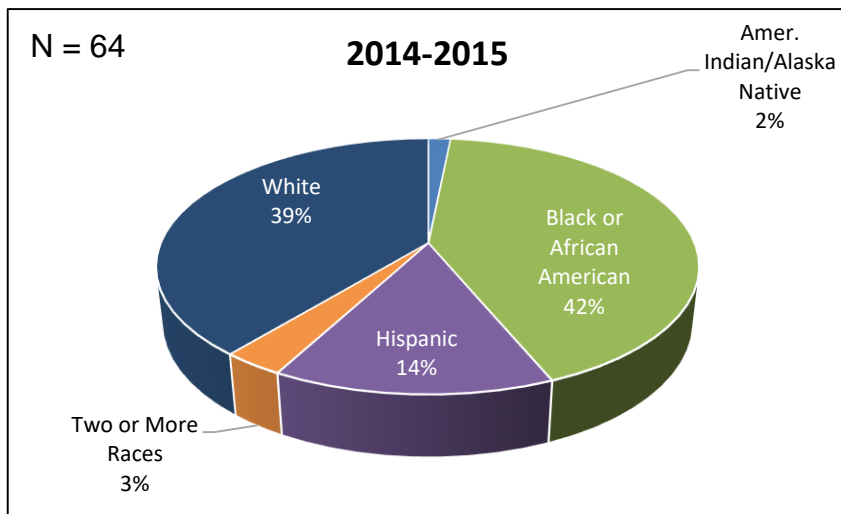


DSC Averages 2017-2018			
Black or African Amer	Hispanic	2 or More Races	White
14%	19%	3%	59%

Excludes individuals whose race / ethnicity is not reported.

Source: IR Program Assessment Data

# Race / Ethnicity Barbering, #120400



DSC Averages 2017-2018			
Black or African Amer	Hispanic	2 or More Races	White
14%	19%	3%	59%

Excludes individuals whose race / ethnicity is not reported.