


# ASSESSMENT DAY

---

College of Arts and Science

School of Behavioral and Social Sciences

February 1, 2019



Strengths

Challenges

Recommendations

# Academic Assessment

	LEVEL	FOCUS	CONDUCTED BY	FREQUENCY
<b>Academic Success Committee</b>	Program	<ul style="list-style-type: none"> <li>Quality of assessment practices</li> </ul>	Committee of peers	Years 1 & 2
<b>Instructional Program Review</b>	Program / Cluster	<ul style="list-style-type: none"> <li>Enrollment, retention, completion</li> <li>Industry certifications and job placement</li> <li>Program budget and staffing</li> <li>Advisory committees</li> <li>Curriculum changes</li> </ul>	Committee of peers	Year 3
<b>Assessment Day</b>	Course/ Program	<ul style="list-style-type: none"> <li>Enrollment by demographics</li> <li>Graduation and retention</li> <li>Average class size</li> <li>Course success rate</li> <li>Placement rate</li> <li>SLOs, PLOs and ILOs</li> </ul>	Program Chair and Faculty	Years 1, 2, 3

# Programs

[0813 - Addictions Studies Specialization](#)

[2007 - Human Services \(Addictions Specialization\)](#)

# Last Assessment Day – Action Items

02/02/2018:

- Research longer drop period
- Report the non-attempted students in the SLOs results
- Lead a cross training for the Enrollment Management Services area
- Attend Bridge to College event
- Explore offering more hybrid courses
- **For IE:** Withdrawal survey results

## AMH2010 - Course Learning Outcomes

SLO 1: Demonstrate a general knowledge and understanding of early events in American history. (1, 2, 3)

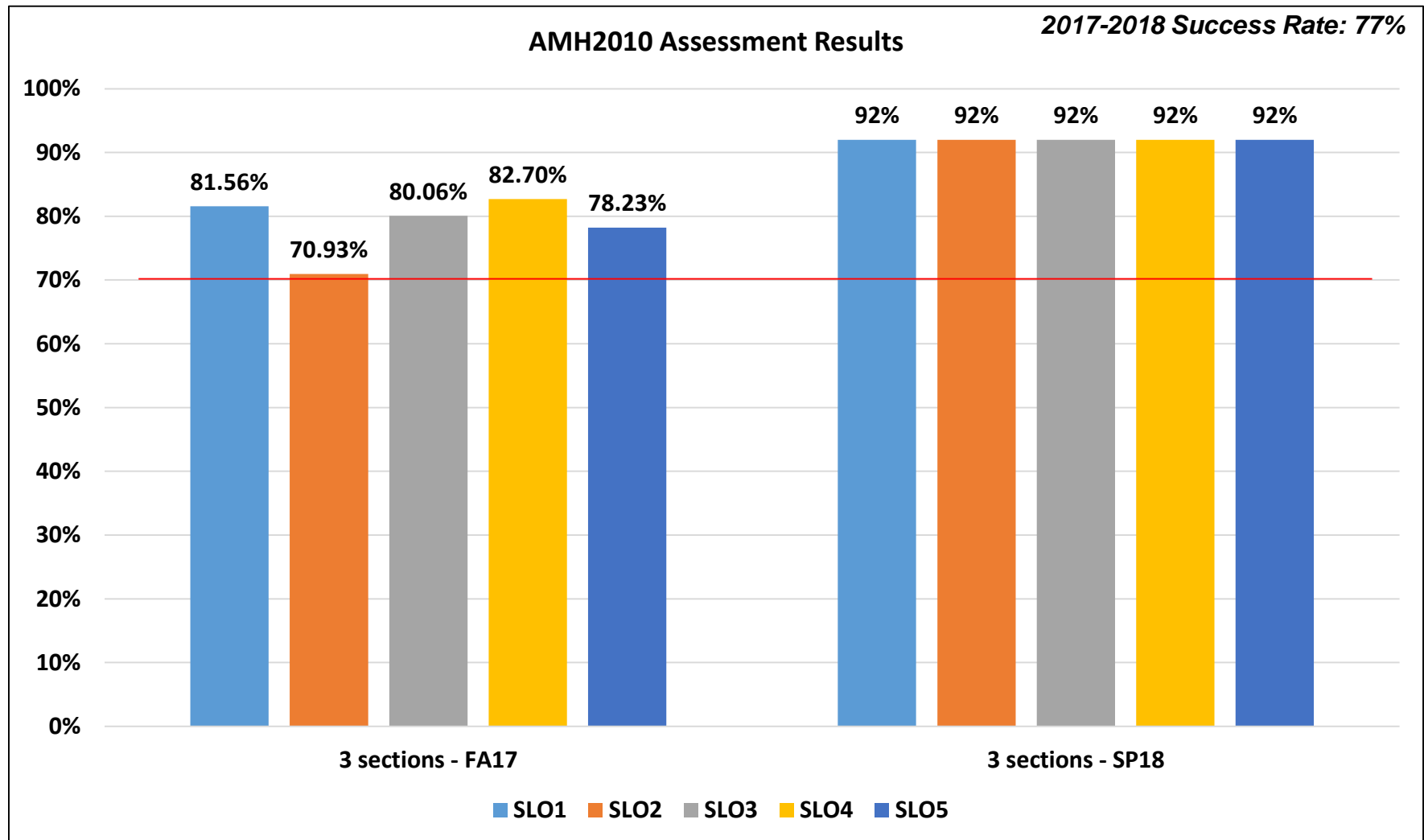
SLO 2: : Demonstrate a general knowledge and understanding of the events that led to the development of the United States. (1, 2, 3)

SLO 3: Demonstrate a general knowledge and understanding of the evolution of the American economic system. (1, 2)

SLO 4: Demonstrate a general knowledge and understanding of the various political, social, and military conflicts in early U.S. history. (1, 2)

SLO 5: Demonstrate a general knowledge and understanding of the diversity of American society. (1, 2)

# AMH2010 - Course Assessment Results 2017/2018



## AMH2020 - Course Learning Outcomes

SLO 1: Demonstrate a general knowledge and understanding of the evolution of the American political system since 1865. (1, 2, 3)

SLO 2: Demonstrate a general knowledge and understanding of the evolution of the United States as a World Power through the 20th century. (1, 2, 3)

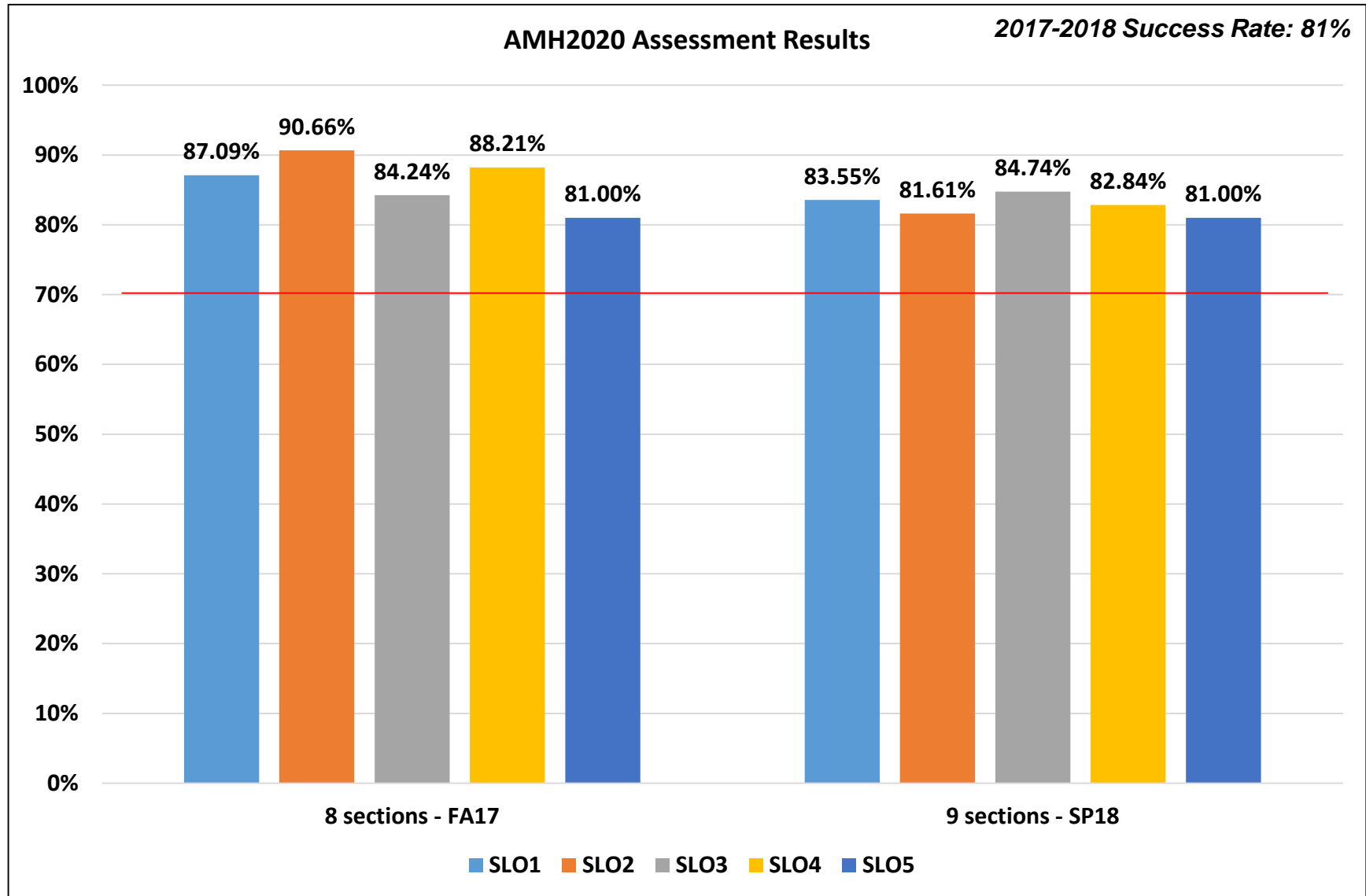
SLO 3: Demonstrate a general knowledge and understanding of the transformative growth of the American economic system. (1,2)

SLO 4: Demonstrate a general knowledge and understanding of the evolution of American society from 1865 to the present. (1,2)

SLO 5: Demonstrate a general knowledge and understanding of American society since 1865. (1,2)



# AMH2020 - Course Assessment Results 2017/2018



## AMH2058 - Course Learning Outcomes

SLO 1: Demonstrate a general knowledge and understanding of the history of this conflict from September 1, 1939 to September 2, 1945. (1,2,3)

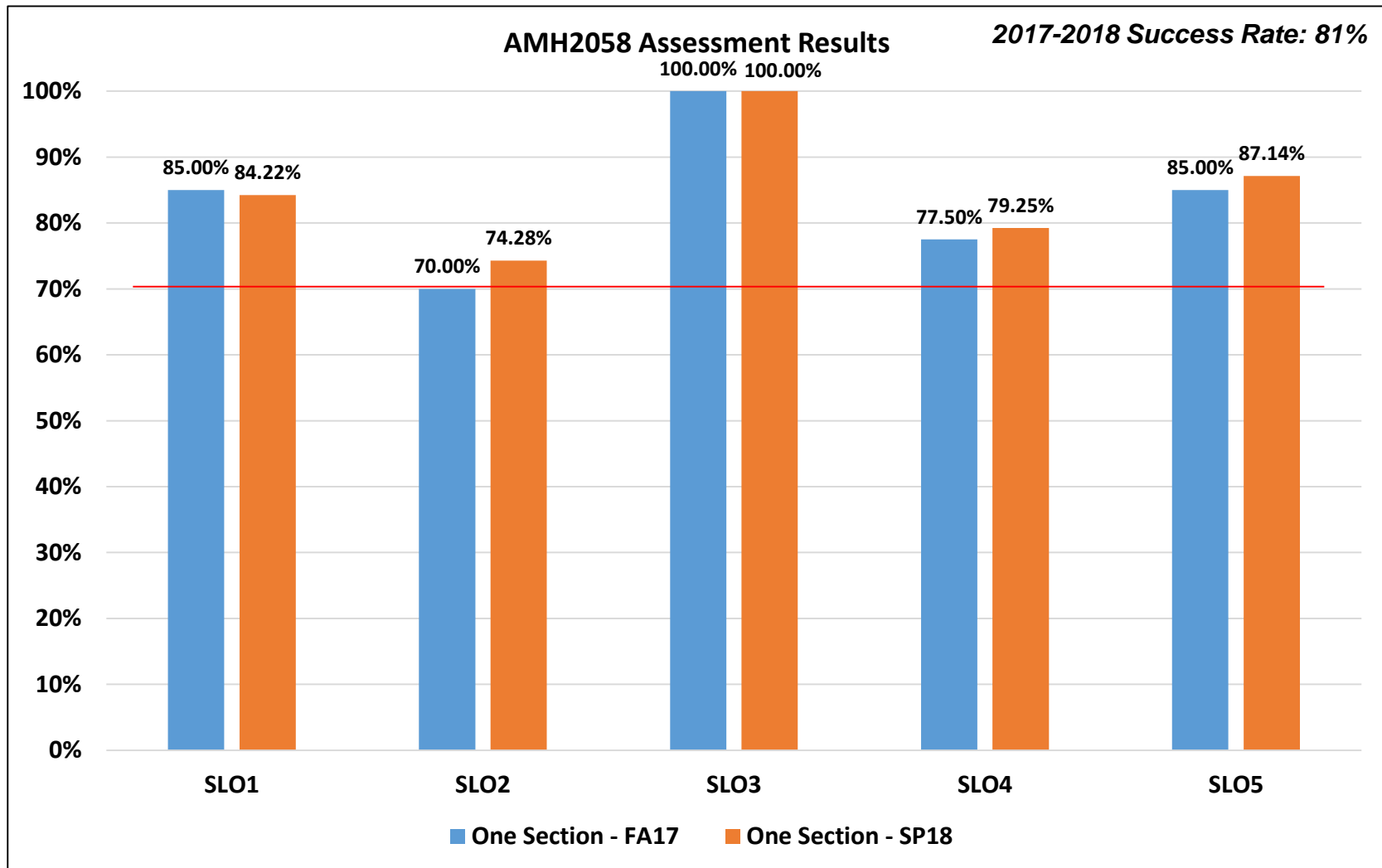
SLO 2: Summarize the timeline of events from the end of the First World War and the signing of the Versailles Treaty to the invasions of China and Poland. (1,2,3)

SLO 3: Describe the elements and details of the rise of Adolph Hitler, Benito Mussolini and the Japanese Nationalist Movement in the 1930's. (1,2)

SLO 4: Discuss how America became involved in a second European war. (1,2)

SLO 5: Demonstrate a general knowledge and understanding of America's prosecution of the war, and its eventual outcome. (1,2)

# AMH2058 - Course Assessment Results 2017/2018



## AMH2059 - Course Learning Outcomes – No Results

SLO 1: Demonstrate a working knowledge of the history of conflict in Vietnam and Southeast Asia. (1,2,3,4)

SLO 2: Demonstrate a working knowledge of the timeline of events from the colonization of Vietnam by France, to present day. (1,2,3,4)

SLO 3: Demonstrate a working knowledge of the rise to power of Ho Chi Minh and the Communist movement in Vietnam. (1,2,3,4)

SLO 4: Demonstrate a working knowledge of the “Americanization” of the Vietnam War. (1,2,3,4)

SLO 5: Demonstrate a working knowledge of the prosecution of the war in Vietnam by the U.S. and its eventual outcome. (1,2,3,4)

## AMH2091 - Course Learning Outcomes

SLO 1: Demonstrate a general knowledge and understanding of the cultural attributes of the ancient West African empires and coastal states, the impact of European contact, and the subsequent transatlantic slave trade. (1,2,3)

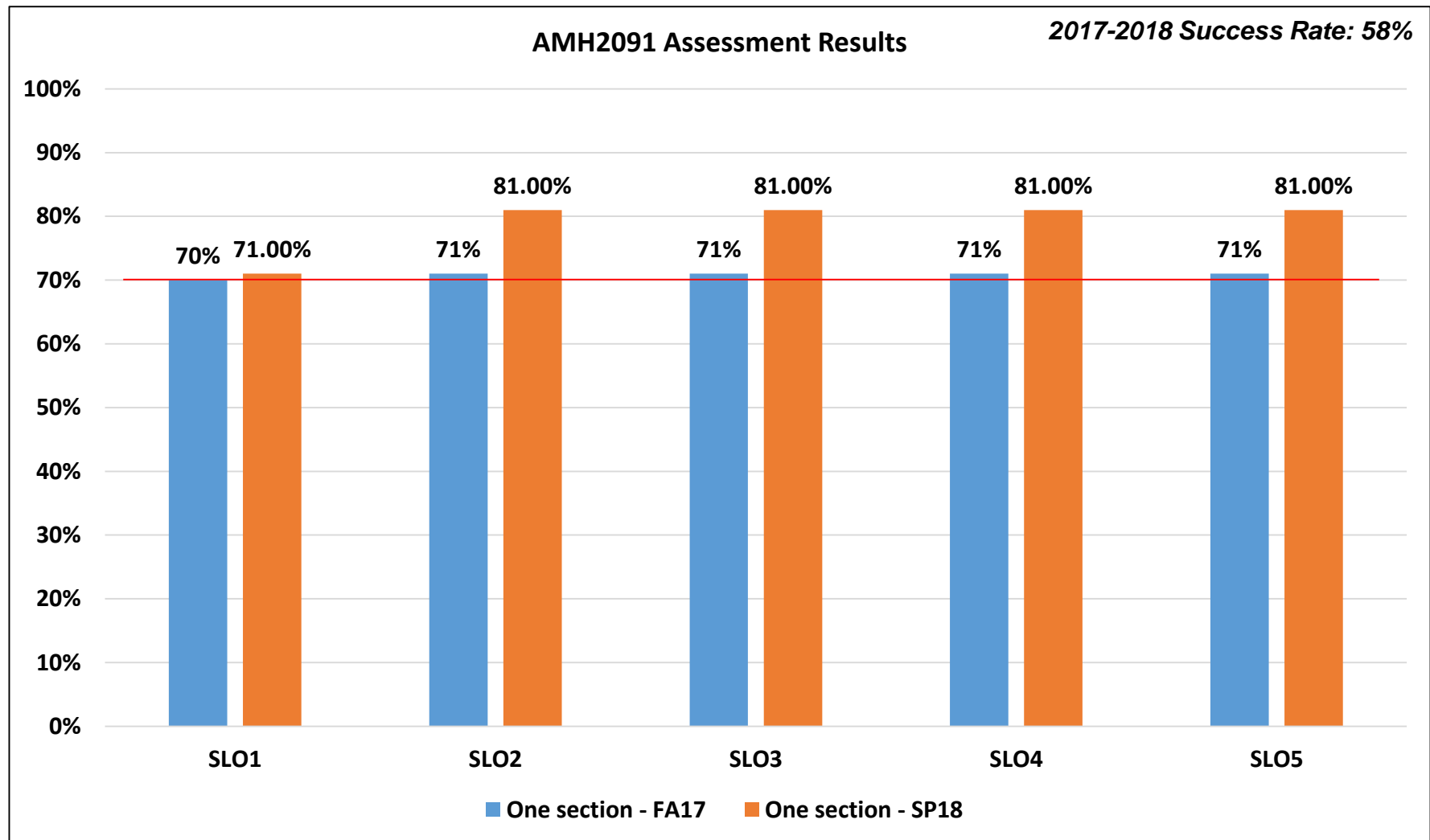
SLO 2: Demonstrate a general knowledge and understanding of the impact of African Americans on American Society as a whole, and the impact of American society on African Americans, from the colonial era to the present. (1,2,3)

SLO 3: Demonstrate a general knowledge and understanding of African American contributions to the development of the United States, from the colonial era to the present. (1,2)

SLO 4: Demonstrate a general knowledge and understanding of the contributions of African American personages and organizations from the colonial era to the present. (1,2)

SLO 5: Demonstrate a general knowledge and understanding of the struggle of African Americans for freedom and equality from the colonial era to the present. (1,2)

# AMH2091 - Course Assessment Results 2017/2018



## CPO2001 - Course Learning Outcomes

SLO 1: Demonstrate a general knowledge and understanding of the basic tools and methodologies of comparative analysis. (1)

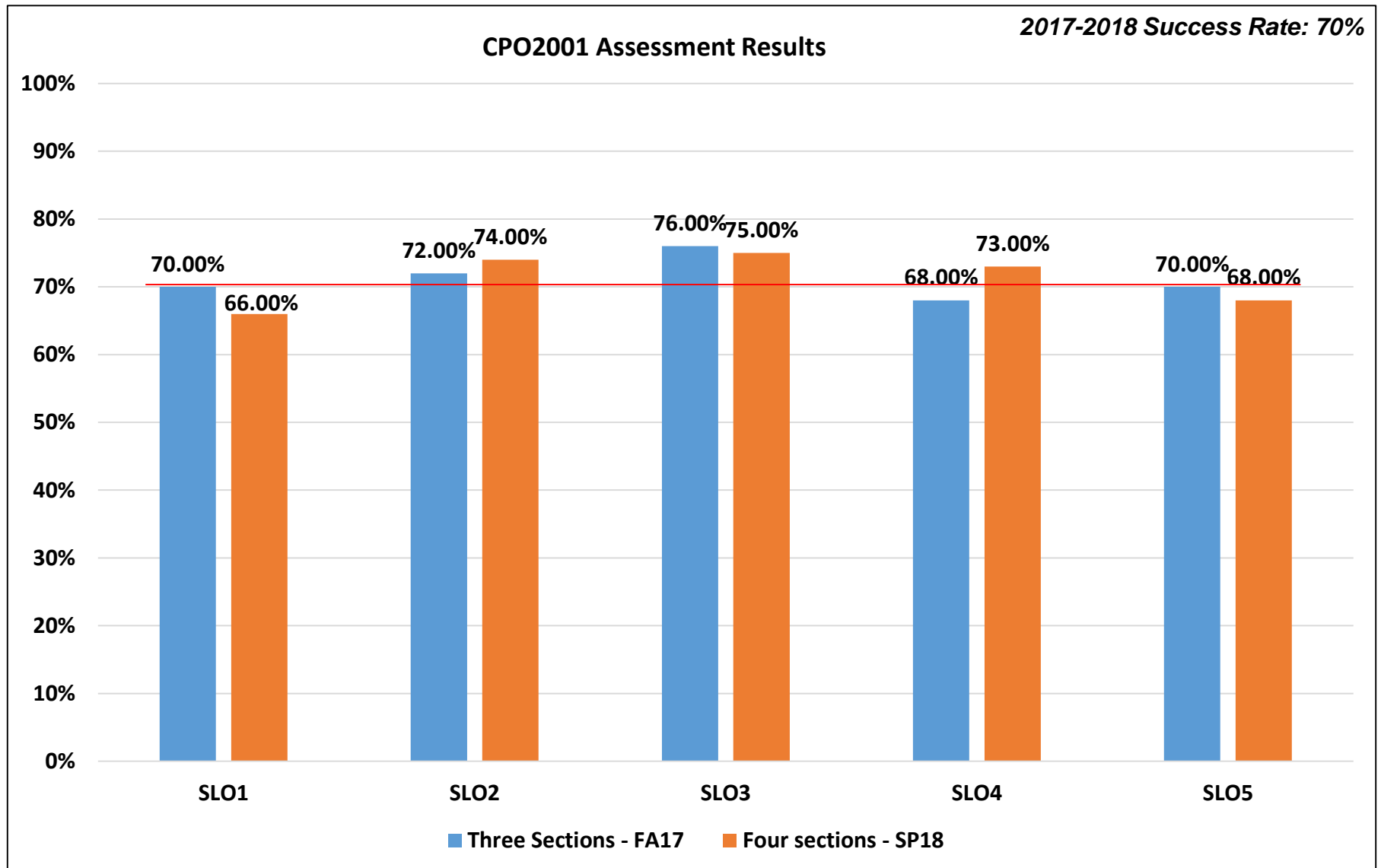
SLO 2: Demonstrate a general knowledge and understanding of the key concepts related to the broad concepts of nation, state and regime. (1,3)

SLO 3: Demonstrate a general knowledge and understanding of the concepts of class, economic development and globalization and how they shaped political behavior. (1)

SLO 4: Demonstrate a general knowledge and understanding of the ways in which political leaders are chosen and the manner in which individual citizens participate in politics. (1)

SLO 5: Demonstrate a general knowledge and understanding of the ways major political institutions exercise power and the political and cultural restraints upon them. (1,3)

# CPO2001 - Course Assessment Results 2017/2018





## DEP2004 - Course Learning Outcomes

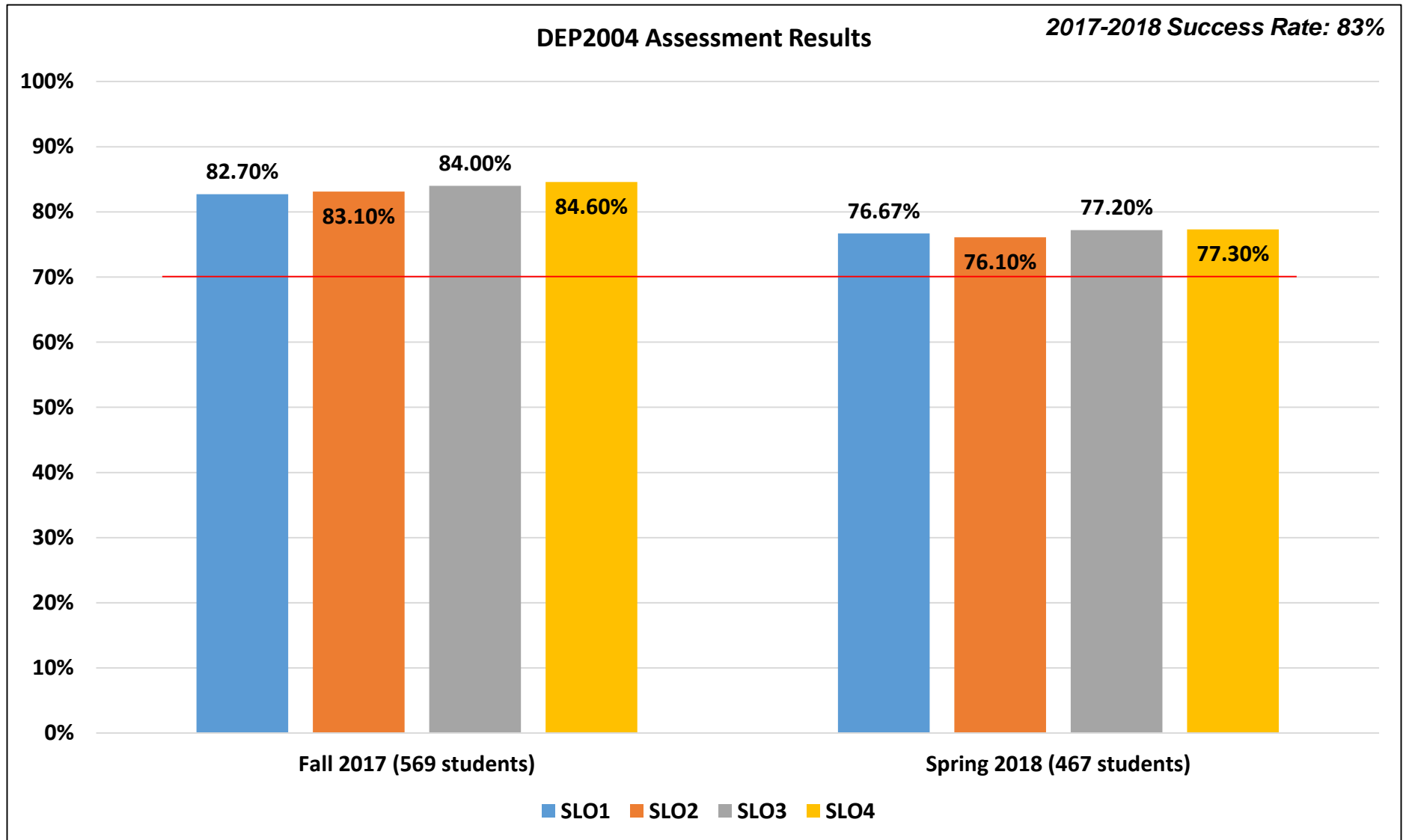
SLO 1: Demonstrate a general knowledge and understanding of the major theoretical perspectives and history in Human Development. (1)

SLO 2: Demonstrate a general knowledge and understanding of the authorities and their contributions in the field of Developmental Psychology. (1)

SLO 3: Demonstrate a general knowledge and understanding of heredity, environment and maturation throughout the life span. (1,3)

SLO 4: Demonstrate a general knowledge and understanding of Fertilization, Prenatal Development, Birth, Infancy, Toddlerhood, Early Childhood, Adolescence, Early Adulthood, Mid-Life, Late Adulthood and Death. (1,3)

# DEP2004 - Course Assessment Results 2017/2018



## EUH2000 - Course Learning Outcomes

SLO 1: Demonstrate a general knowledge and understanding of the Ancients, the Greeks and the Romans and their contributions to Western civilization. (1,2,3)

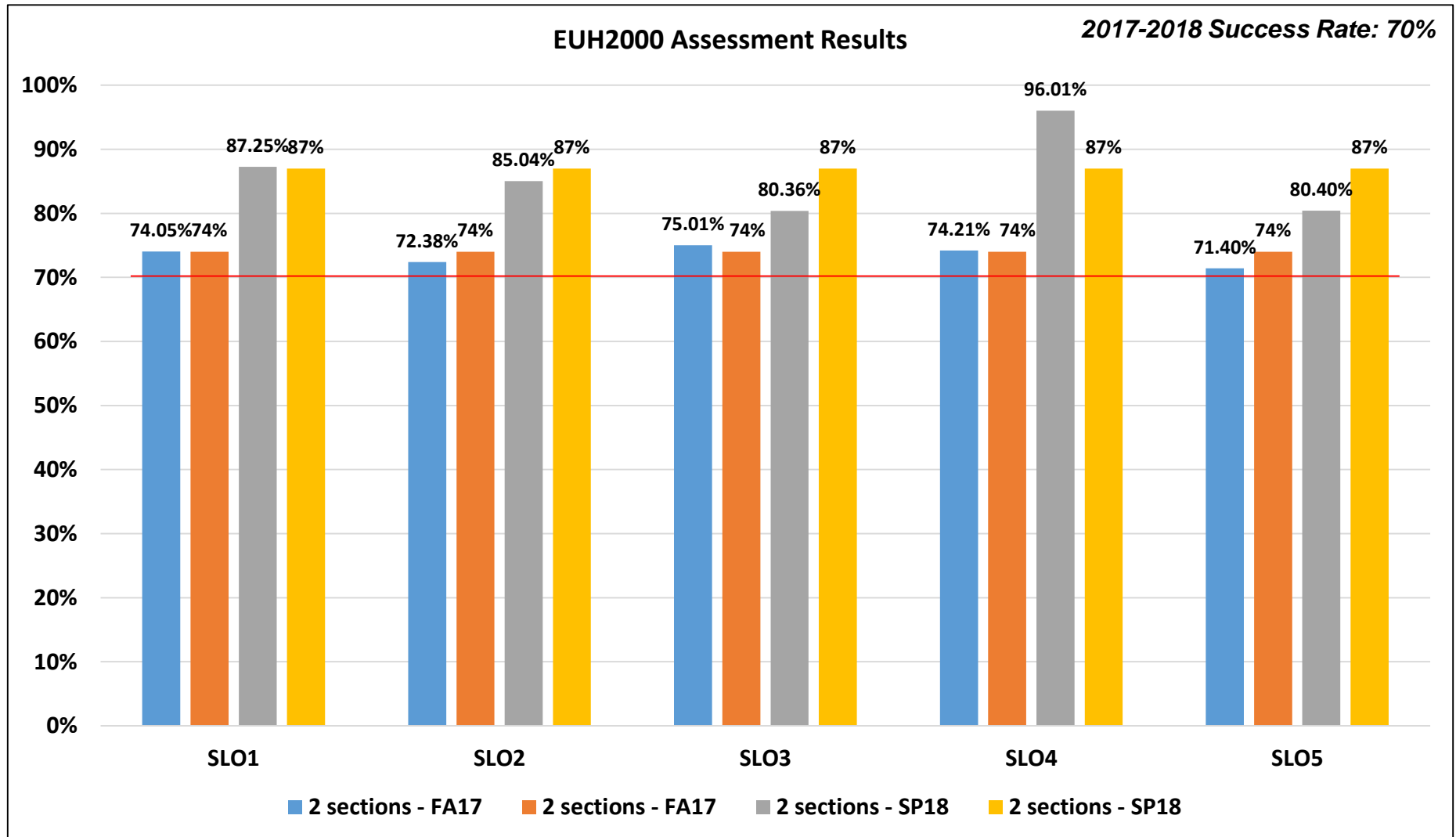
SLO 2: Demonstrate a general knowledge and understanding how the foundations of the Christian religion were established. (1,2,3)

SLO 3: Demonstrate a general knowledge and understanding of the major nations of Europe which emerged during the period known as the Middle Ages and the characteristics of each. (1,2)

SLO 4: Demonstrate a general knowledge and understanding of the role played and contributions made by Christianity and the Catholic Church in the lives and institutions of the people of Western Europe in the Middle Ages. (1,2)

SLO 5: Demonstrate a general knowledge and understanding of the Renaissance on modern civilization and the reasons for the expansion of commerce, conquest and colonization between 1300 and 1600 A.D. and the impact this expansion had on areas traditionally outside the European sphere of influence. (1,2)

# EUH2000 - Course Assessment Results 2017/2018



## GEO2000 - Course Learning Outcomes

SLO 1: Demonstrate a general knowledge and understanding of the locations and characteristics of the world's major geographic locations and features. (1,3)

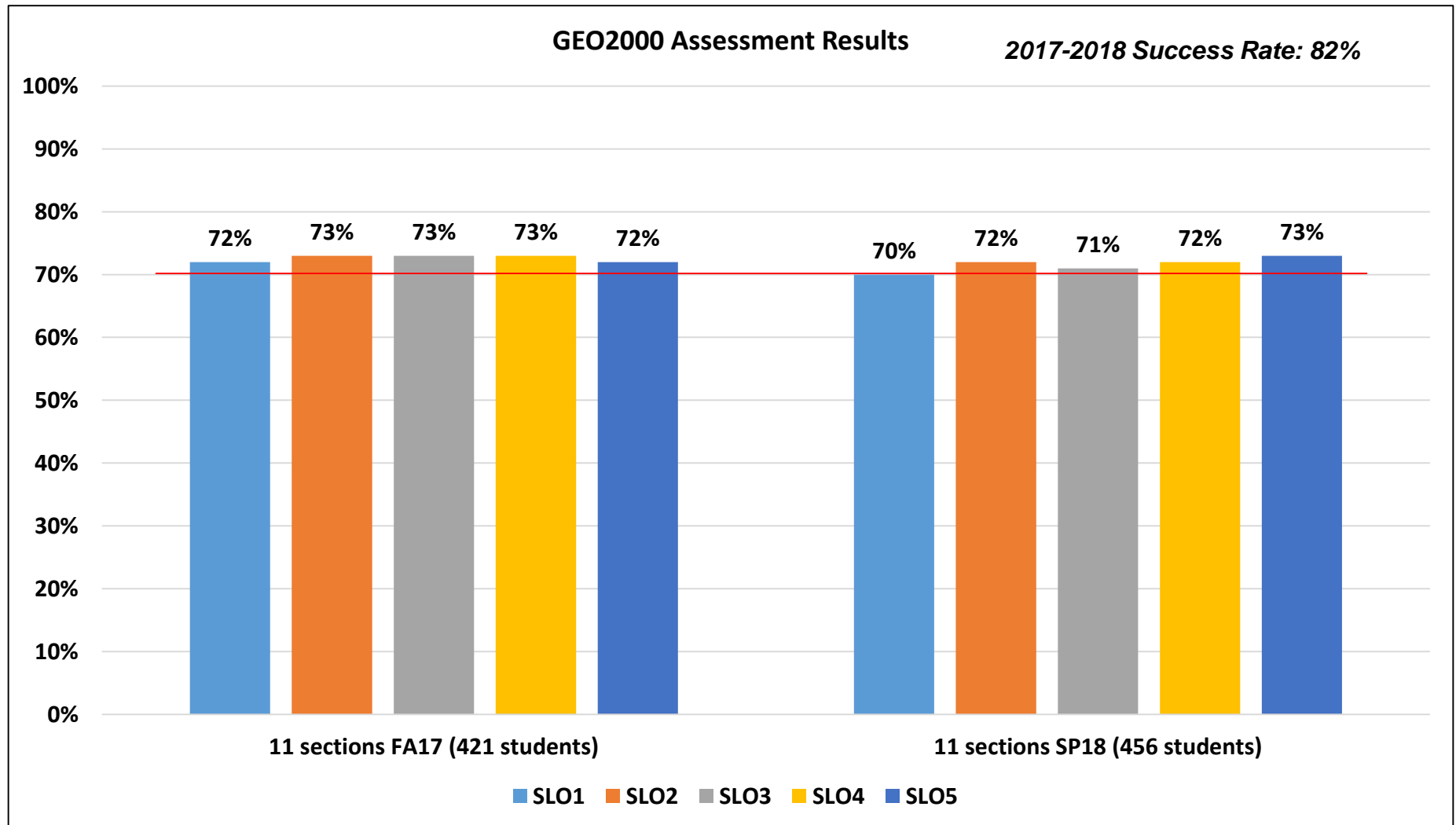
SLO 2: Demonstrate a general knowledge and understanding of the spatial context of historical and contemporary issues. (1,3)

SLO 3: Demonstrate a general knowledge and understanding of the economic characteristic of the earth's major regions and their interrelationships. (1,3)

SLO 4: Demonstrate a general knowledge and understanding of the location of the earth's population distribution. (1,3)

SLO5: Demonstrate a general knowledge and understanding of the physical characteristics of the world's major regions. (1,3)

# GEO2000 - Course Assessment Results 2017/2018



## GEO2420 - Course Learning Outcomes

SLO 1: Demonstrate a general knowledge and understanding of the economic characteristics and natural resource use in societies around the world. (1,3)

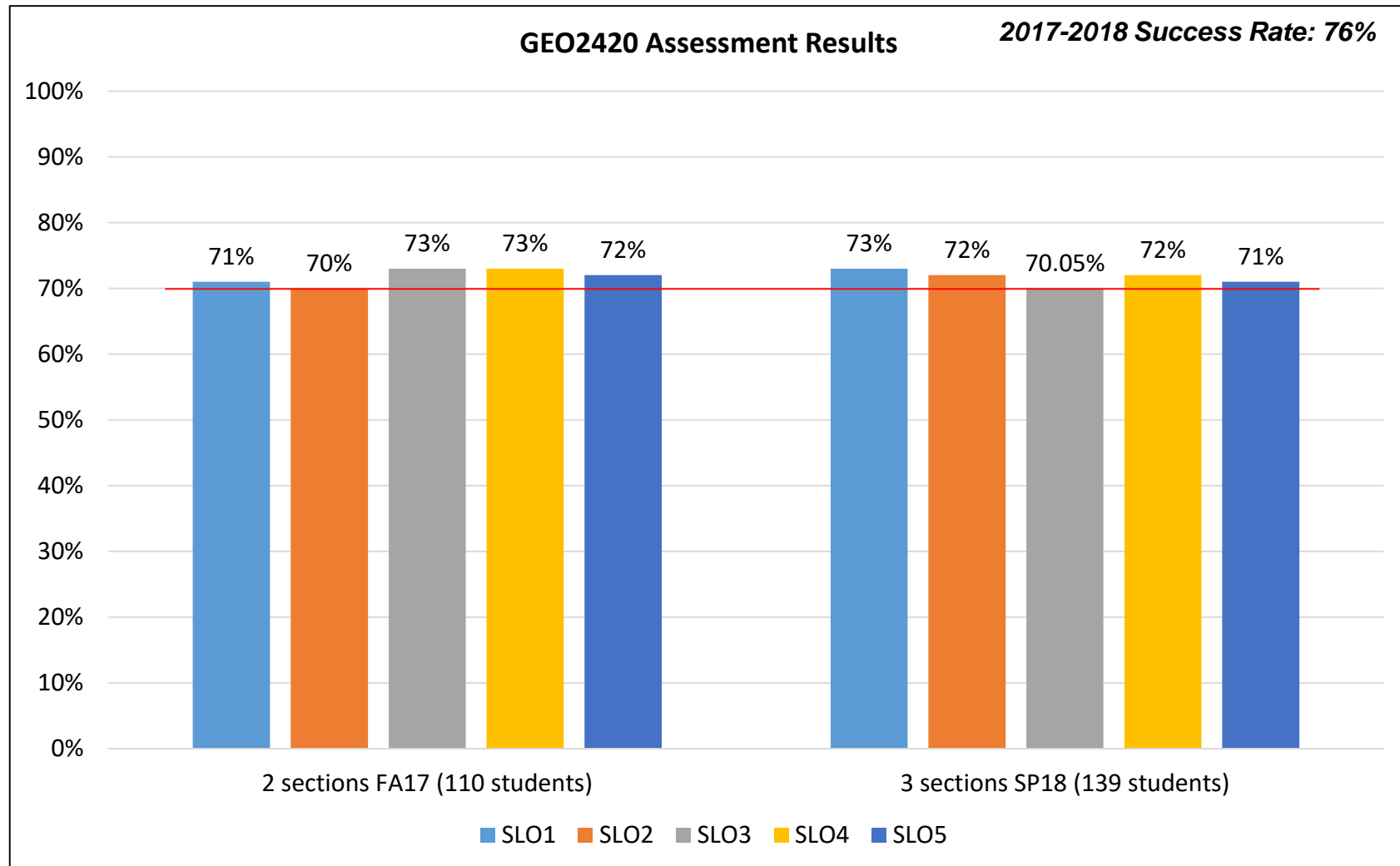
SLO 2: Demonstrate a general knowledge and understanding of agricultural and food systems of countries around the world. (1,3)

SLO 3: Demonstrate a general knowledge and understanding of the factors of population distribution around the world. (1,3)

SLO 4: Demonstrate a general knowledge and understanding of the cultural characteristics of the world's major regions, including language, religion, folk and popular culture, ethnicity and political. (1,3)

SLO5: Demonstrate a general knowledge and understanding of the patterns of human migration around the world. (1,3)

# GEO2420 - Course Assessment Results 2017/2018





## HUS1001 - Course Learning Outcomes

SLO 1: Demonstrate a general knowledge and understanding of the Human Services profession to include the historical development of Social Work and the Mental Health Movement. (1, 3)

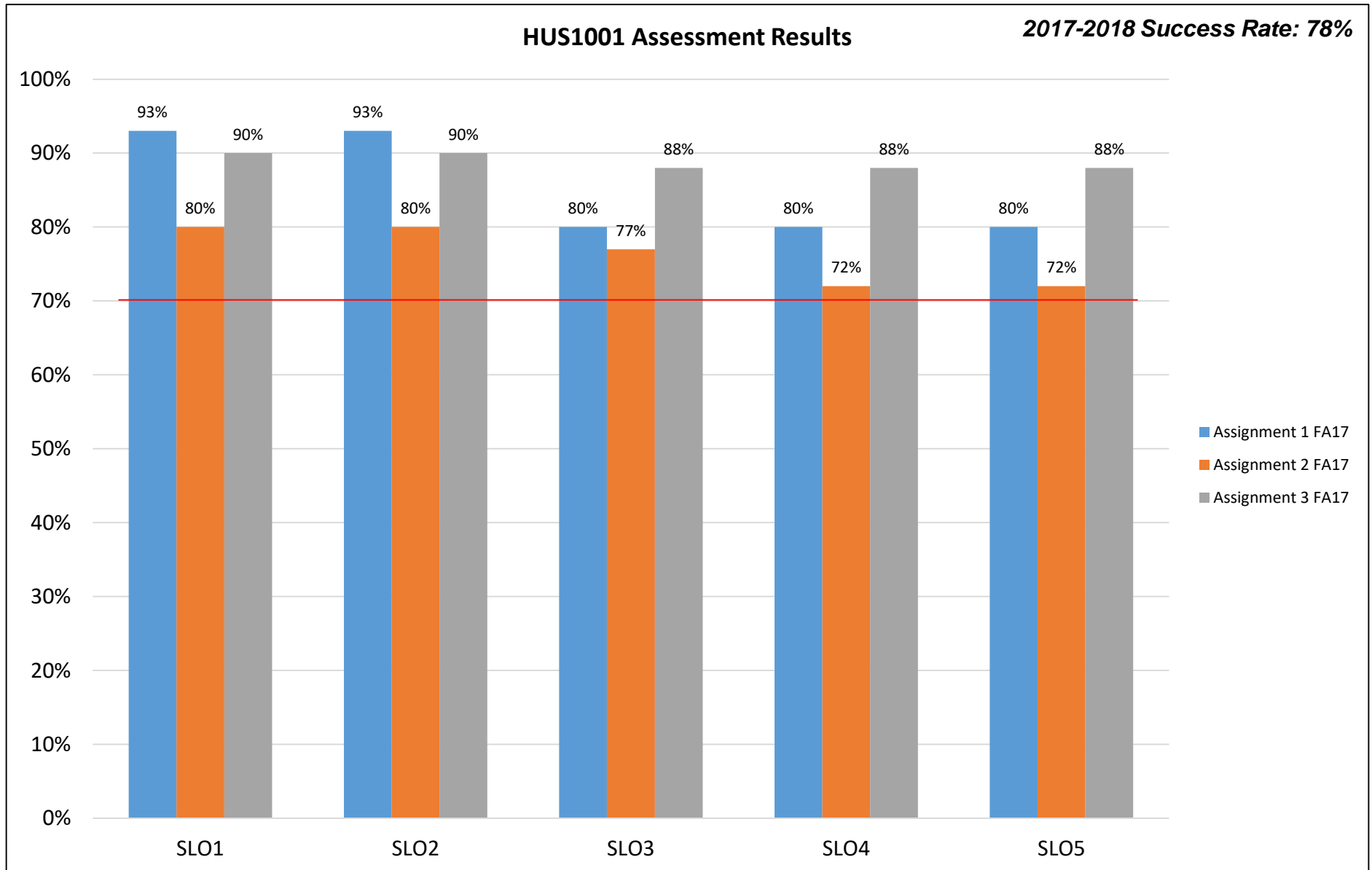
SLO 2: Define and discuss the role(s) of the Human Service Worker and the Framing of the generalist concept. (1, 3)

SLO 3: Discuss a variety of major values, conflicts and dilemmas that affect the Human Services worker including stress and stress reduction. (1, 3)

SLO 4: Describe the goals and tasks of the Human Services worker and relate the goals and tasks to case management, advocacy and the social broker. (1, 3)

SLO 5: Learn work ethics and demonstrate them with agency participation and professional organizations. (1, 3)

# HUS1001 - Course Assessment Results 2017/2018



## HUS1421 - Course Learning Outcomes

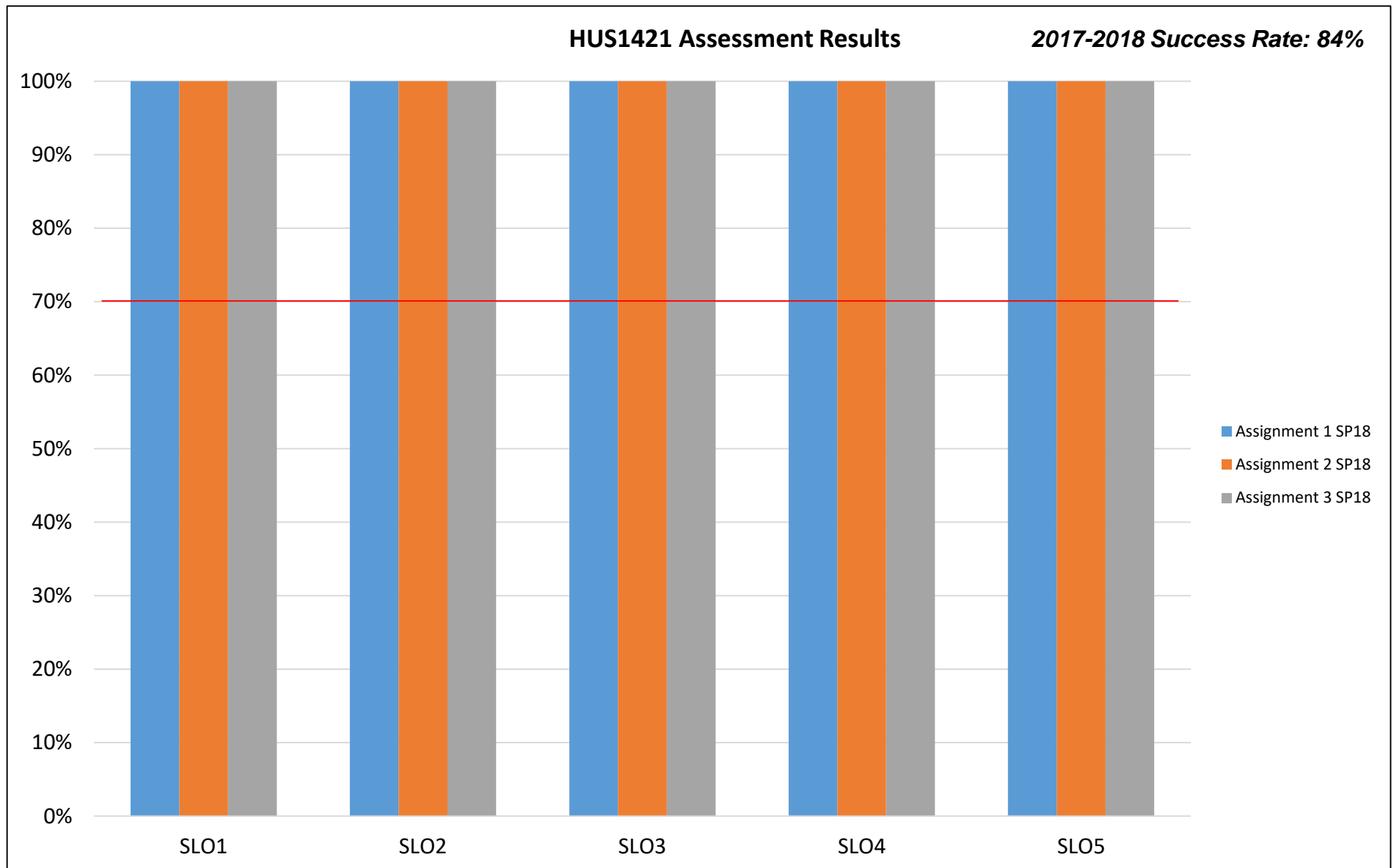
SLO 1: Demonstrate a general knowledge and understanding of the various components to conducting and completing a clinical interview and assessment. (1,2,3)

SLO 2: Demonstrate a general knowledge and understanding of the treatment planning process, service linkage, care coordination and service delivery. (1,2,3,4)

SLO 3: Demonstrate a general knowledge and understanding of the DSM-5, documentation types and standards, basic case management skills, and client advocacy. (1,2,3,4)

SLO 4: Demonstrate a general knowledge and understanding of the multiple theoretical models of addiction, intervention methods, treatment protocols and evaluative procedures. (1,3)

# HUS1421 - Course Assessment Results 2017/2018



## HUS1423 - Course Learning Outcomes

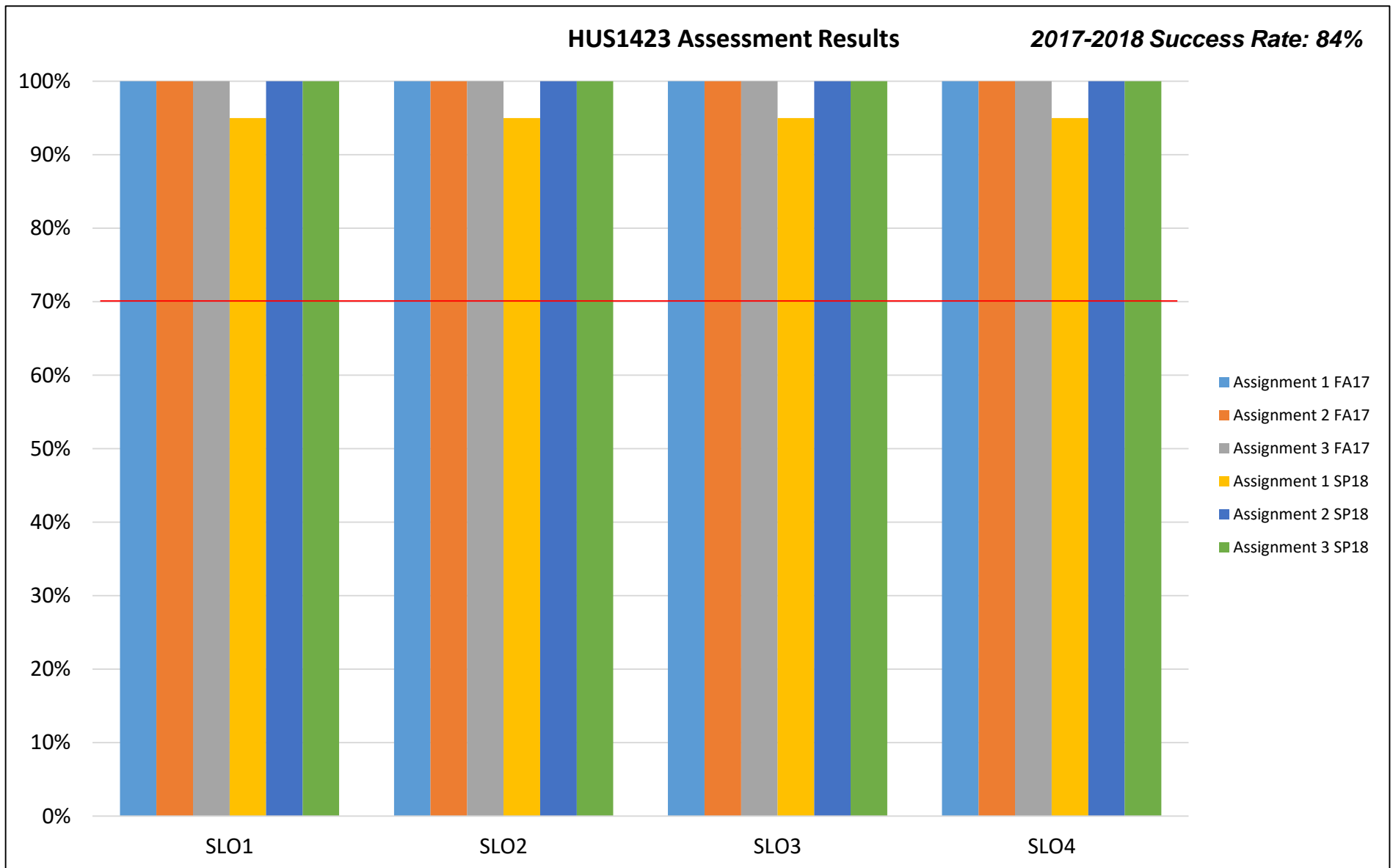
SLO 1: Demonstrate a general knowledge and understanding of the role of group counseling in the treatment and relapse prevention for the chemically dependent. (1)

SLO 2: Understand the challenges associated with the effective treatment of the chemically dependent using a group approach. (1,3)

SLO 3: Discuss how the group approach can promote behavioral change in the chemically dependent. (1,3)

SLO 4: Demonstrate a general knowledge and understanding of how to establish and execute an effective group intervention for the chemically dependent. (1,3)

# HUS1423 - Course Assessment Results 2017/2018



## HUS1424 - Course Learning Outcomes

SLO 1: Demonstrate a general knowledge and understanding of the structure, goals, and function of the Mental Health profession as it pertains to the chemically dependent. (1,2,3)

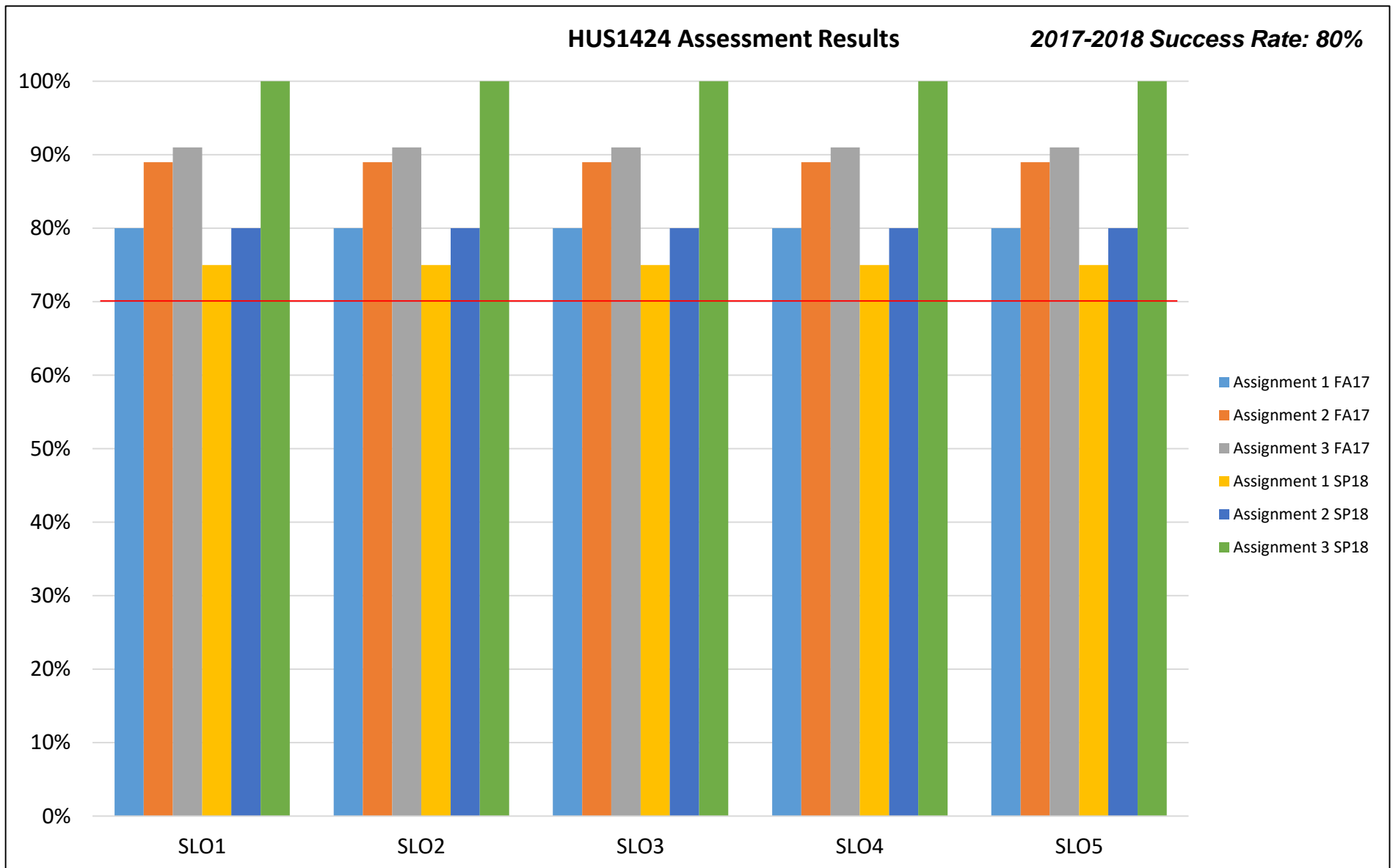
SLO 2: Understand the classification of drugs and their consequences. (1)

SLO 3: Explain the role and need for ethics in the Mental Health profession. (1,3)

SLO 4: Demonstrate a general knowledge and understanding of the diagnostic process and treatment options for the chemically dependent. (1,2,3)

SLO 5: Comprehend the relapse prevention process for the chemically dependent. (1,2,3)

# HUS1424 - Course Assessment Results 2017/2018





## HUS1850 - Course Learning Outcomes

SLO 1: Demonstrate effectiveness in the following Human Services areas: active listening, behavioral observation, practice of work ethics, adherence to all agency procedures and regulations pertaining to records, confidentiality, and client/agency relationships. (1,2,3,4)

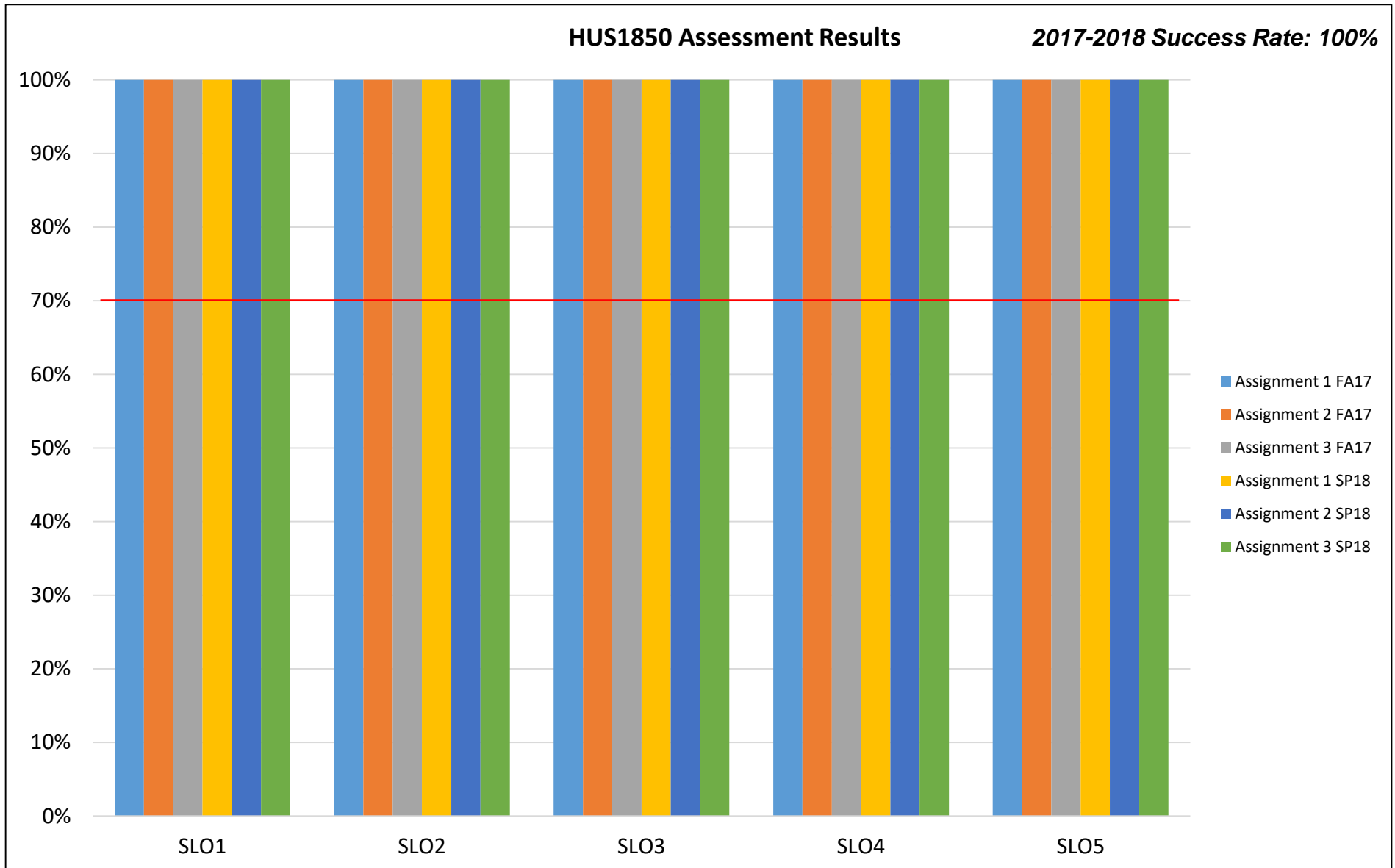
SLO 2: Demonstrate effectiveness in the interviewing, reporting, referral, and recording processes associated with case management. (1,2,3)

SLO 3: Apply acquired skills in the planning and implementation of client-centered activities. (1,2,3)

SLO 4: Identify the specific techniques associated with various treatment modalities. (1,2,3)

SLO 5: Understand the components and functions of goal setting and treatment planning. (1)

# HUS1850 - Course Assessment Results 2017/2018



## HUS2050 - Course Learning Outcomes

SLO 1: Demonstrate effective writing skills associated with case management forms, intake interviews, the completion of written case evaluations, and other writing assignments. (1,2,3)

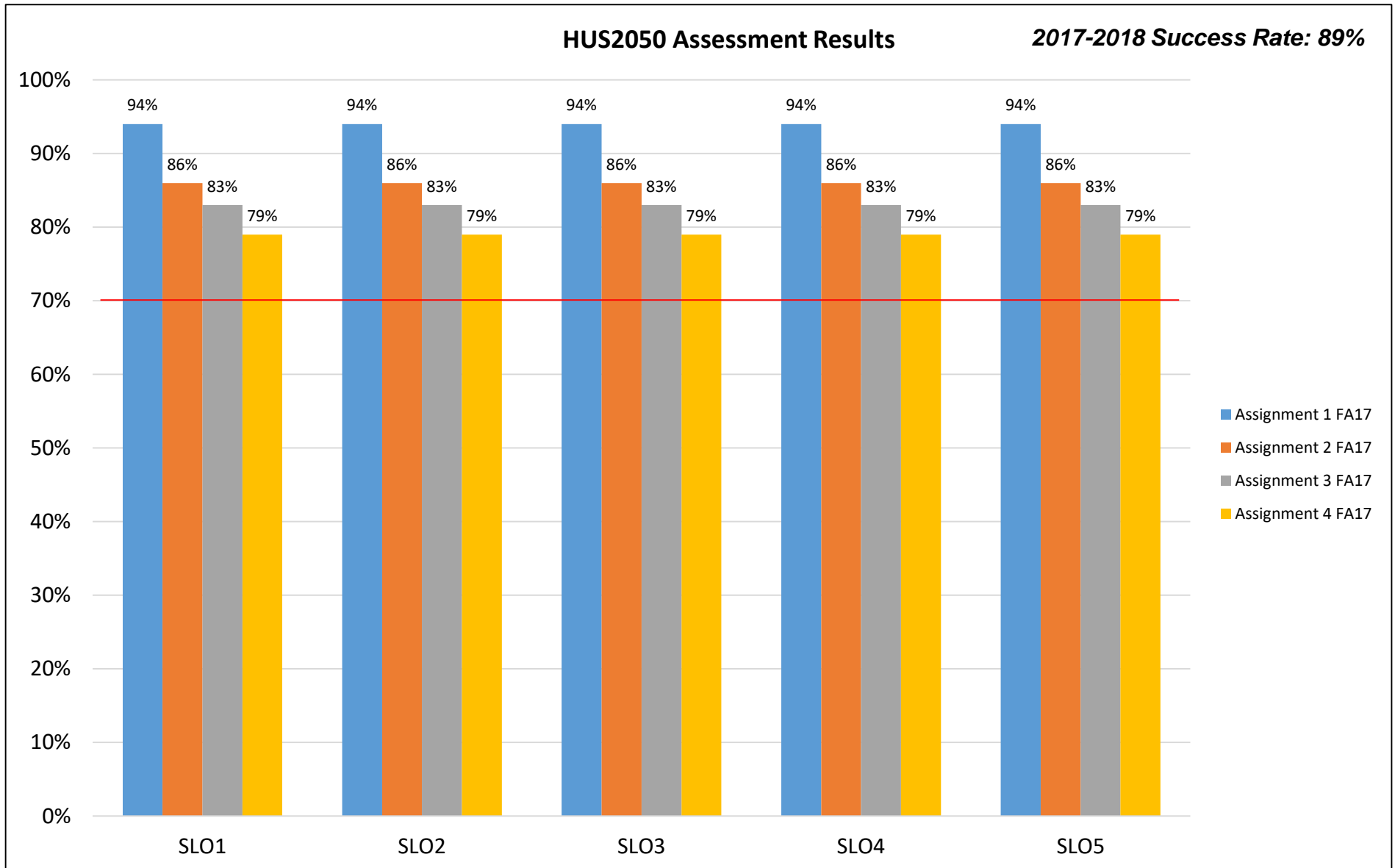
SLO 2: Demonstrate oral communication skills through group discussion, case presentation, and practice interviews. (1,2,3)

SLO 3: Apply case management problem solving skills to classroom activities that involve assessment, development of service plans, and client monitoring. (1, 3)

SLO 4: Identify ethical standards and ethical dilemmas that are associated with the human services profession. (1,3)

SLO 5: Illustrate professional competency of the basic principles of case management. (1,2,3)

# HUS2050 - Course Assessment Results 2017/2018



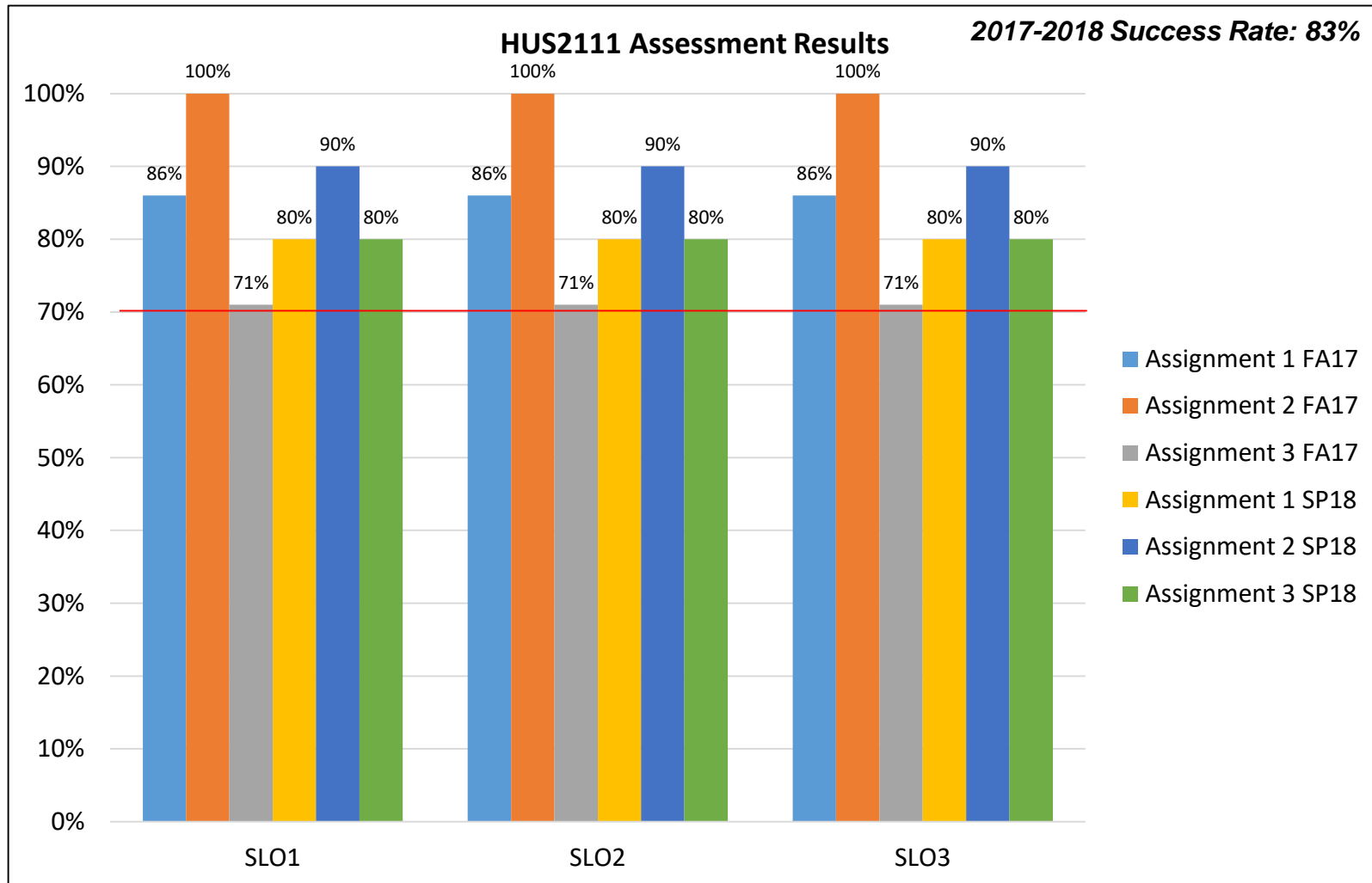
## HUS2111 - Course Learning Outcomes

SLO 1: Demonstrate a general knowledge and understanding of the theoretical framework and key concepts of communication in both personal and professional contexts. (1, 2)

SLO 2: Recognize the various sources of self-identity and how identity influences communication style, perception of others, and strategic choices for interaction. (1, 2, 3)

SLO 3: Describe the role verbal and nonverbal communication plays in developing, maintaining, and terminating personal and professional relationships. (1, 2, 3)

# HUS2111 - Course Assessment Results 2017/2018



## HUS2500 - Course Learning Outcomes

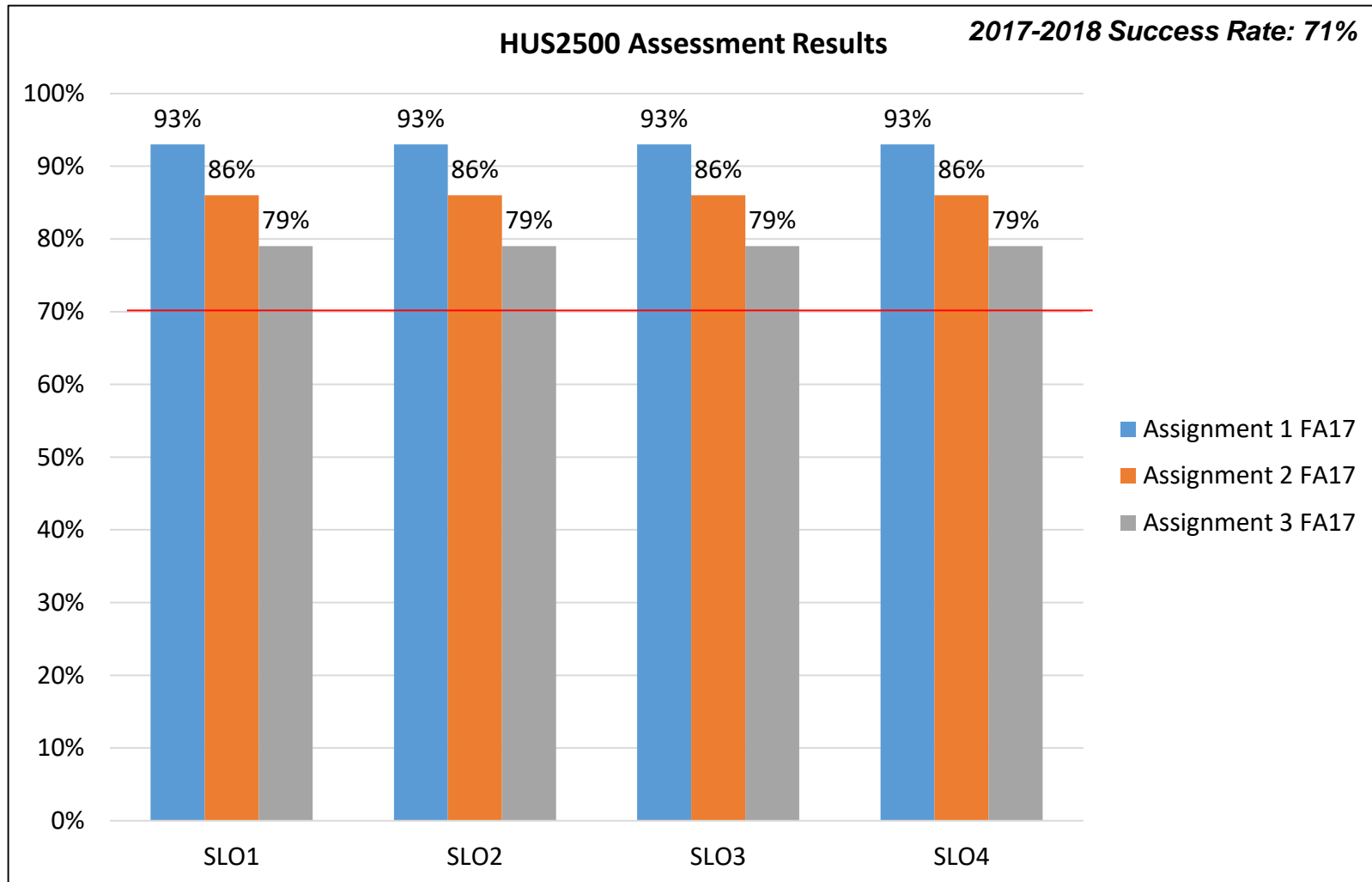
SLO 1: Demonstrate a general knowledge and understanding of the code of ethical practice in Human Services. (1,2)

SLO 2: Describe the current issues in Human Services as they relate to trends in service delivery, and ethical decision making. (1,2,3)

SLO 3: Identify the specific areas and aspects of the Human Services delivery system that are unquestionably bound to the professional code of ethics. (1,2,3)

SLO 4: Recognize the need and purpose of the professional code of ethics in the Human Services delivery system. (1,2,3)

# HUS2500 - Course Assessment Results 2017/2018





## HUS2540 - Course Learning Outcomes

SLO 1: Display a general knowledge and understanding of the various components of human systems including: individual, interpersonal, group, family, organizational, community, and societal as they relate to building stronger families and communities. (1)

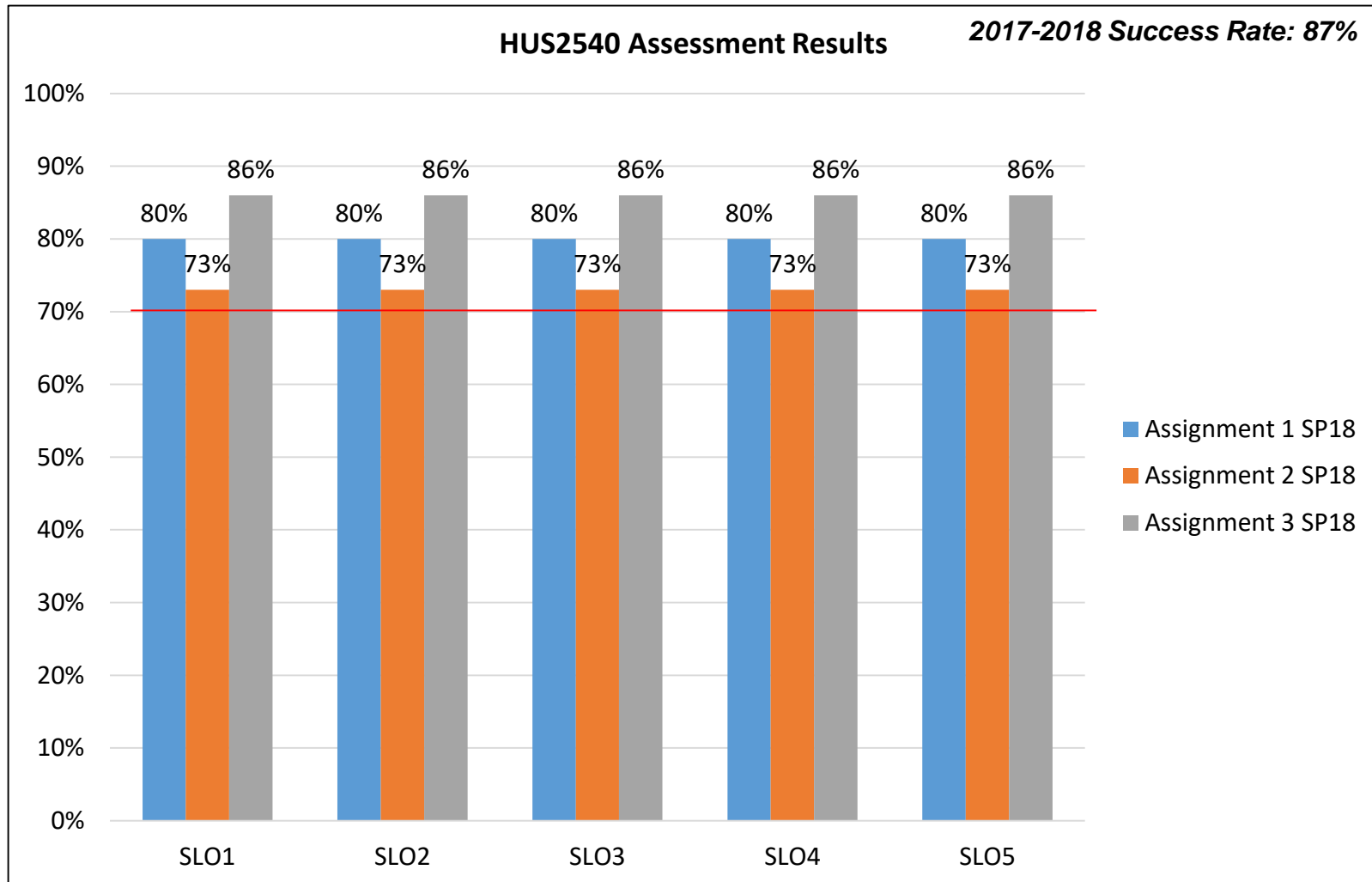
SLO 2: Exhibit an understanding of the scope of conditions that promote or inhibit human functioning in building stronger families and communities. (1)

SLO 3: Demonstrate knowledge and skills in information management as it relates to building stronger families and communities. (1)

SLO 4: Demonstrate a general knowledge and understanding of the service needs of clients including the planning of appropriate strategies, implementation of services; and evaluation of outcomes as they relate to building stronger families and communities. (1)

SLO 5: Formulate appropriate service delivery plans and interventions that are used/needed for building stronger families and communities. (1)

# HUS2540 - Course Assessment Results 2017/2018



## HUS2851 - Course Learning Outcomes

SLO 1: Demonstrate continued effectiveness in the following Human Services areas: active listening, behavioral observation, practice of work ethics, adherence to all agency procedures and regulations pertaining to records, confidentiality, and client/agency relationships (students are expected to build on skills acquired during Part I of the Externship series). (1,2,3,4)

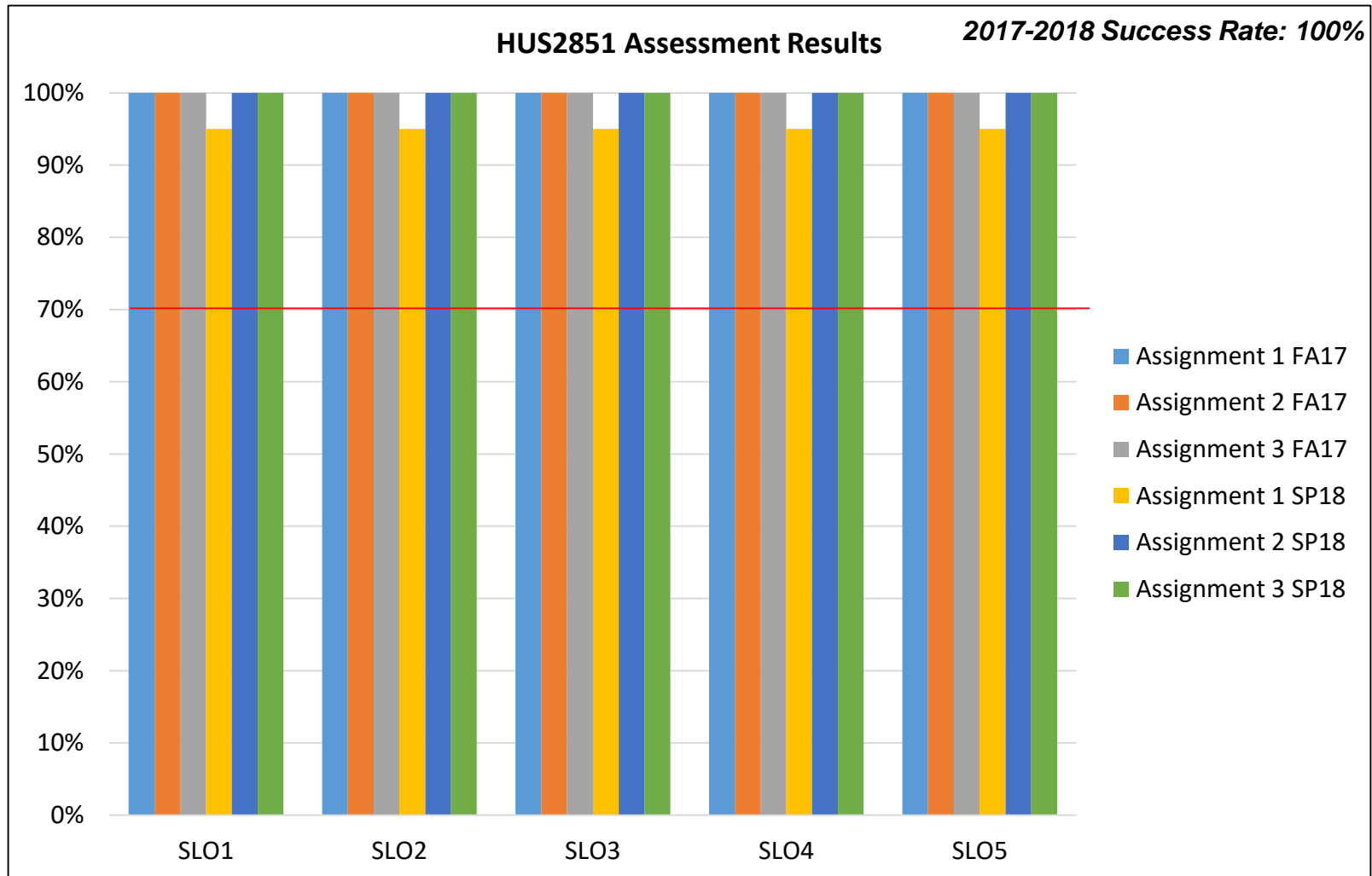
SLO 2: Demonstrate continued effectiveness in the interviewing, reporting, referral, and recording processes associated with case management (students are expected to build on skills acquired during Part I of the Externship series). (1,2,3)

SLO 3: Apply acquired skills in the planning and implementation of client-centered activities and appropriate group exercises (students are expected to build on skills acquired during Part I of the Externship series). (1,2,3)

SLO 4: Apply acquired skills as a group facilitator or co-group facilitator (students are expected to build on skills acquired during Part I of the Externship series). (1,2,3)

SLO 5: Prepare assessments, psychosocial evaluations, treatment plans and progress notes on clients involved in-group (students are expected to build on skills acquired during Part I of the Externship series). (1,2)

# HUS2851 - Course Assessment Results 2017/2018



# INR2002 - Course Learning Outcomes

SLO 1: Demonstrate a general knowledge and understanding of the three levels of analysis of world politics. (1, 4)

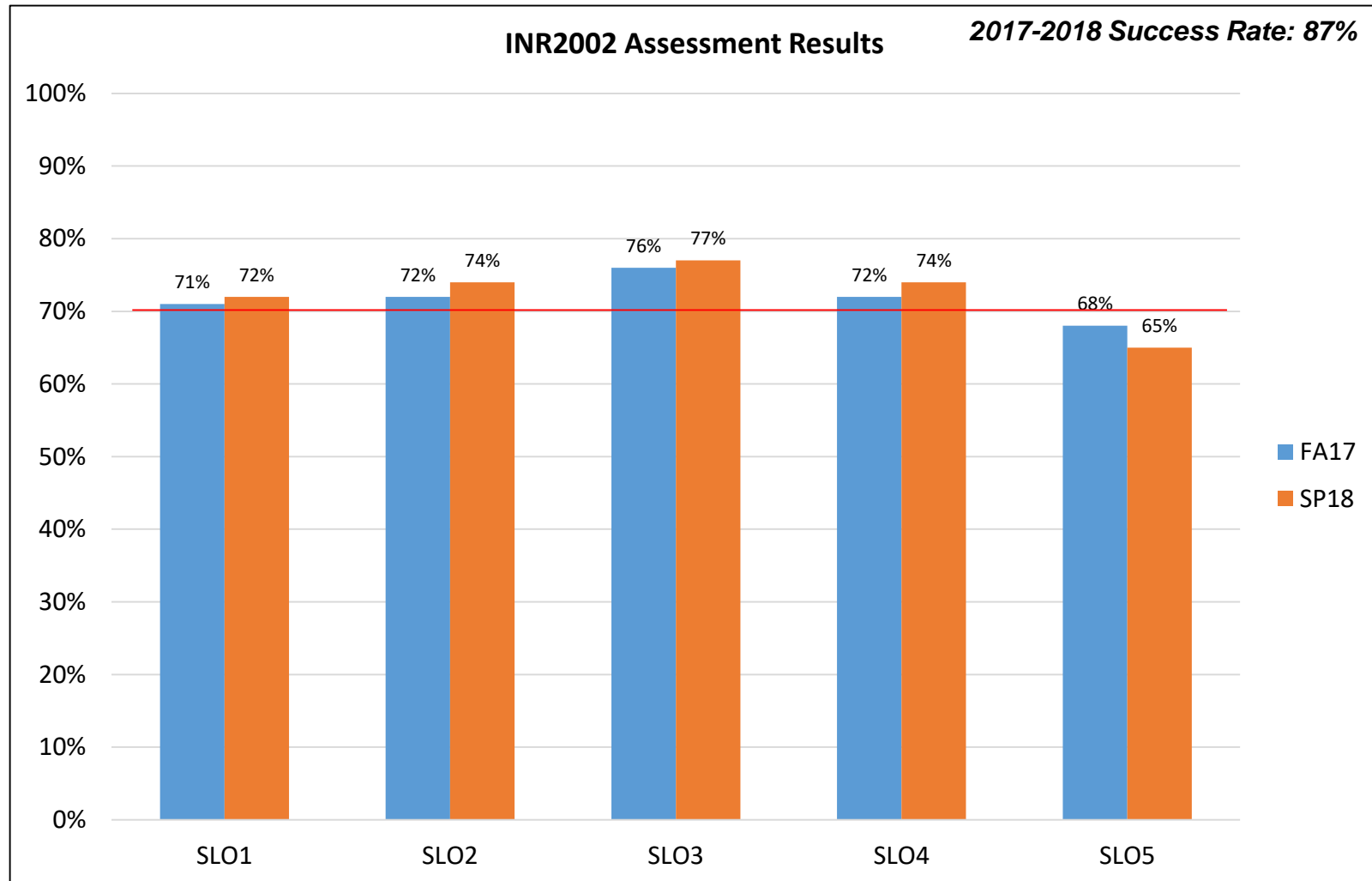
SLO 2: Demonstrate a general knowledge and understanding of the theoretical differences between Idealism (Liberalism) and Realism. (1)

SLO 3: Demonstrate a general knowledge and understanding of the north – south economic divide. (1,4)

SLO 4: Demonstrate a general knowledge and understanding of the concept of collective security. (1,3)

SLO 5: Demonstrate a general knowledge and understanding of the costs and benefits of unilateralism and multilateralism. (1,4)

# INR2002 - Course Assessment Results 2017/2018



## PHI2010 - Course Learning Outcomes

SLO 1: Demonstrate a general knowledge and understanding of the purpose and methods of philosophy. (1, 2, 3)

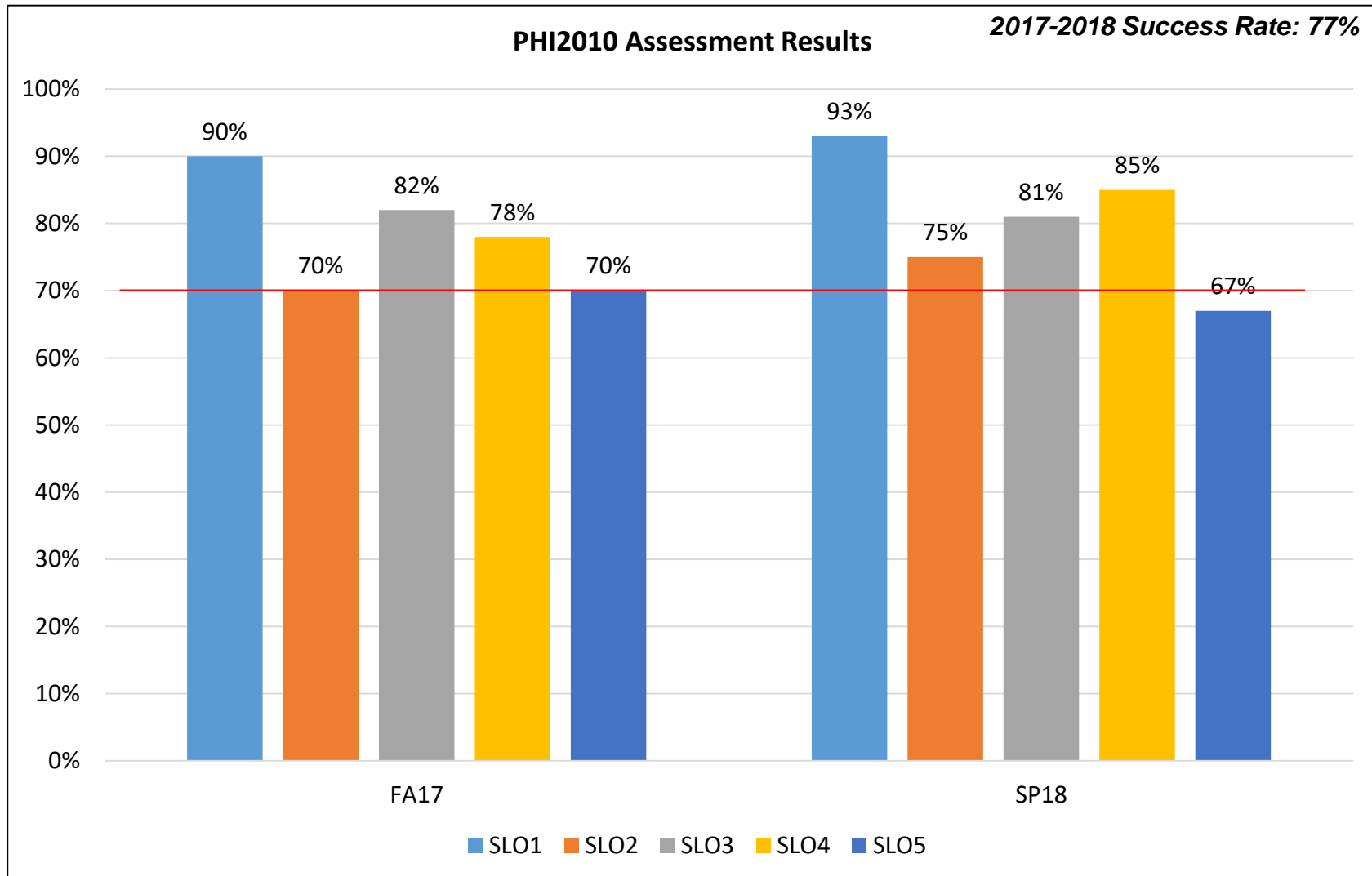
SLO 2: Demonstrate a general knowledge and understanding of the major disciplines within philosophy. (1, 3)

SLO 3: Demonstrate a general knowledge and understanding of the artistic and philosophical representatives of each field. (1, 3)

SLO 4: Demonstrate a general knowledge and understanding of the major schools of thought in ethics. (1, 3)

SLO 5: Demonstrate a general knowledge and understanding of the development of theories of reality and human nature from ancient to modern. (1, 3)

# PHI2010 - Course Assessment Results 2017/2018





## PHI2600 - Course Learning Outcomes

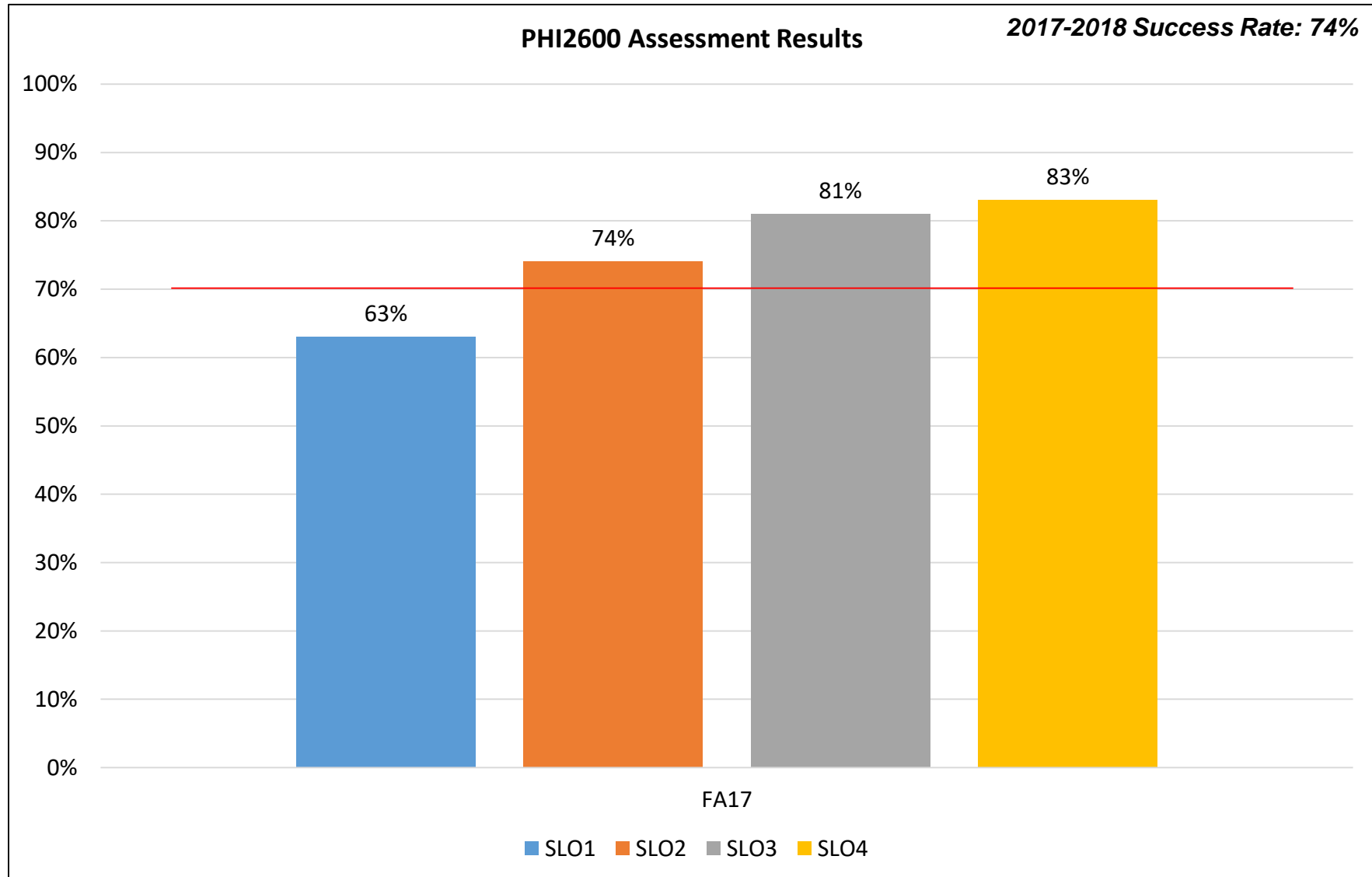
SLO 1: Demonstrate a general knowledge and understanding of the basic theories of ethics. (1, 3)

SLO 2: Demonstrate a general knowledge and understanding of the ideas of key philosophers whose works encompass contemporary ethical dilemmas. (1, 3)

SLO 3: Demonstrate a general knowledge and understanding of the role of ethics within the larger field of philosophy. (1, 3)

SLO 4: Demonstrate a general knowledge and understanding of the relevance of ethics and value theory to one's chosen major. (1, 2, 3)

# PHI2600 - Course Assessment Results 2017/2018



## POS2001 - Course Learning Outcomes – No Results

SLO 1: Demonstrate a an understanding of the history and methodology of studying politics.

SLO 2: Demonstrate a general knowledge of the basic structure of the discipline of political science.

SLO 3: Demonstrate a general knowledge of American Politics.

SLO 4: Demonstrate a general knowledge of Comparative Politics.

SLO 5: Demonstrate a general knowledge of International Relations.

## POS2041 - Course Learning Outcomes

SLO 1: Demonstrate a general knowledge and understanding of the differences between the House of Representatives and the Senate. (1,4)

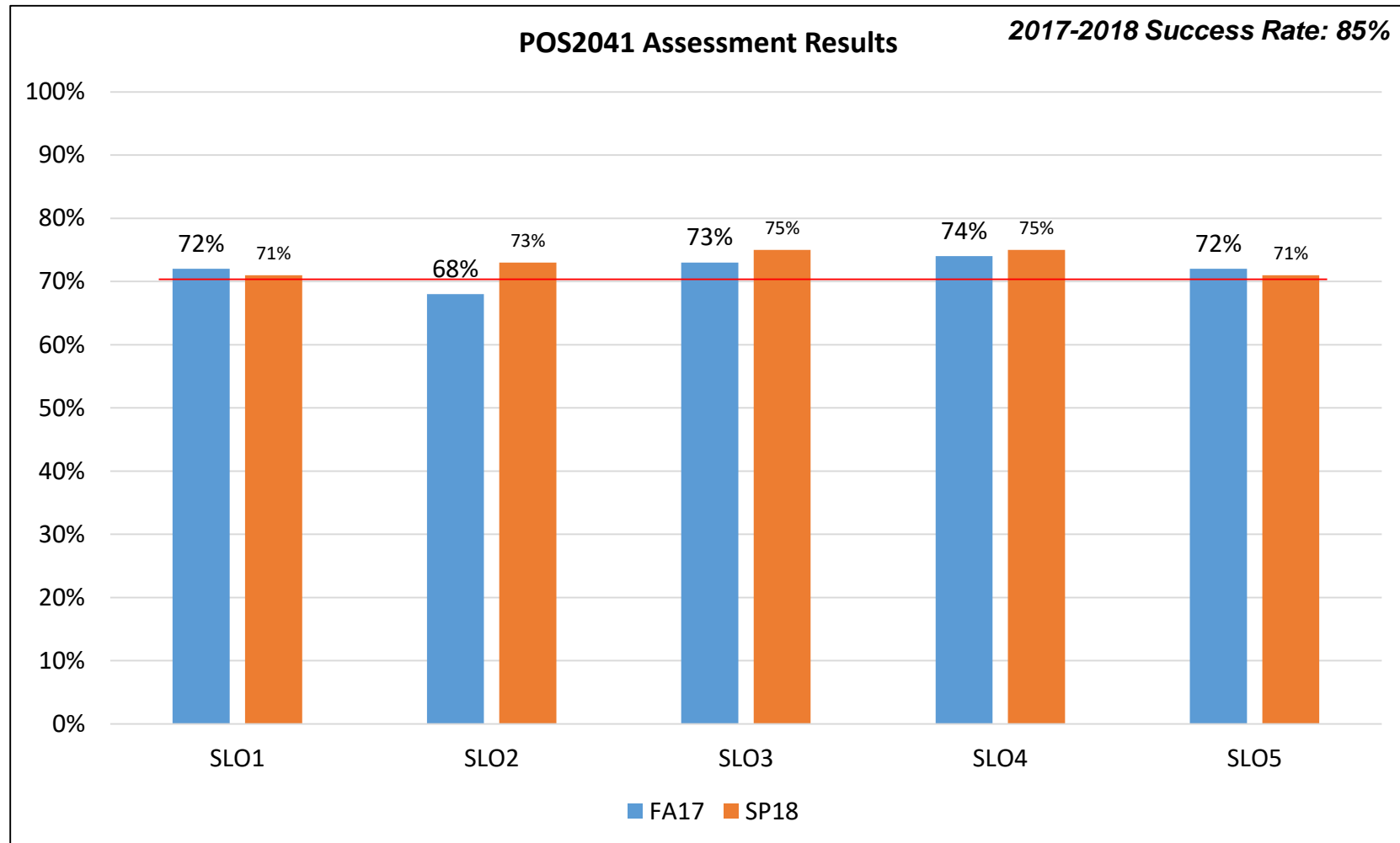
SLO 2: Demonstrate a general knowledge and understanding of how a bill becomes a law. (1)

SLO 3: Demonstrate a general knowledge and understanding of the powers and functions of the three branches of government. (1,4)

SLO 4: Demonstrate a general knowledge and understanding of how citizens can become more effective participants in the political process. (1,4)

SLO 5: Demonstrate a general knowledge and understanding of the major components of the U.S. Constitution. (1,4)

# POS2041 - Course Assessment Results 2017/2018



## POS2112 - Course Learning Outcomes

SLO 1: Demonstrate an understanding of politics and the methods of studying politics. (1,4)

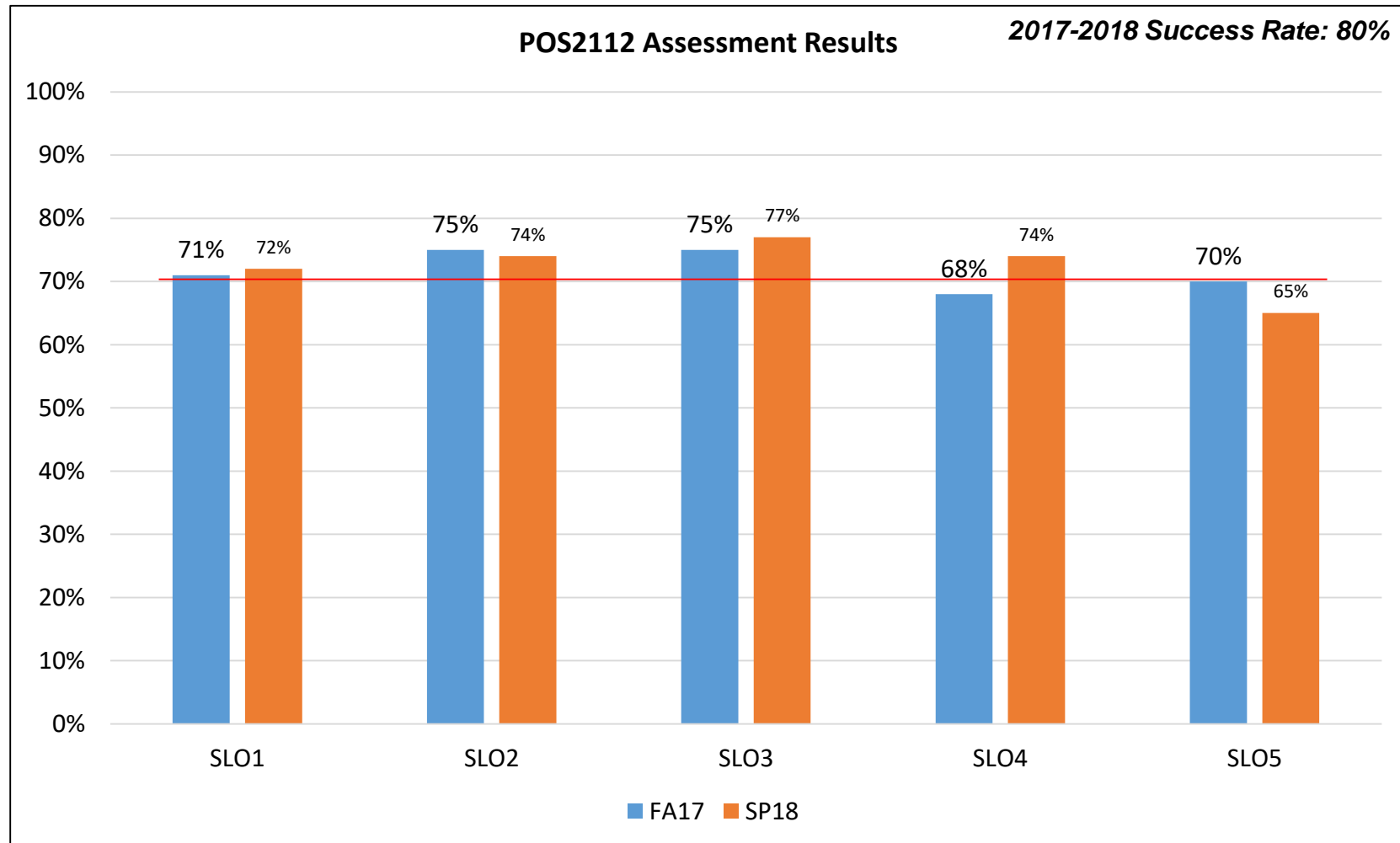
SLO 2: Demonstrate a general knowledge of the difference and relationship between state governments and the national government. (1)

SLO 3: Demonstrate a general knowledge of the relationship between local government and state government. (1,4)

SLO 4: Demonstrate a general knowledge of how state and local government makes policy. (1,3)

SLO 5: Demonstrate a general knowledge of the fundamental elements of state constitutions, with emphasis on the Florida constitution. (1,4)

# POS2112 - Course Assessment Results 2017/2018



## PSB2442 - Course Learning Outcomes

SLO 1: Demonstrate knowledge of key concepts in the psychological and brain sciences, including the methods, history, and theoretical and empirical foundations, with special emphasis on the neuroscience of addiction. (1, 3)

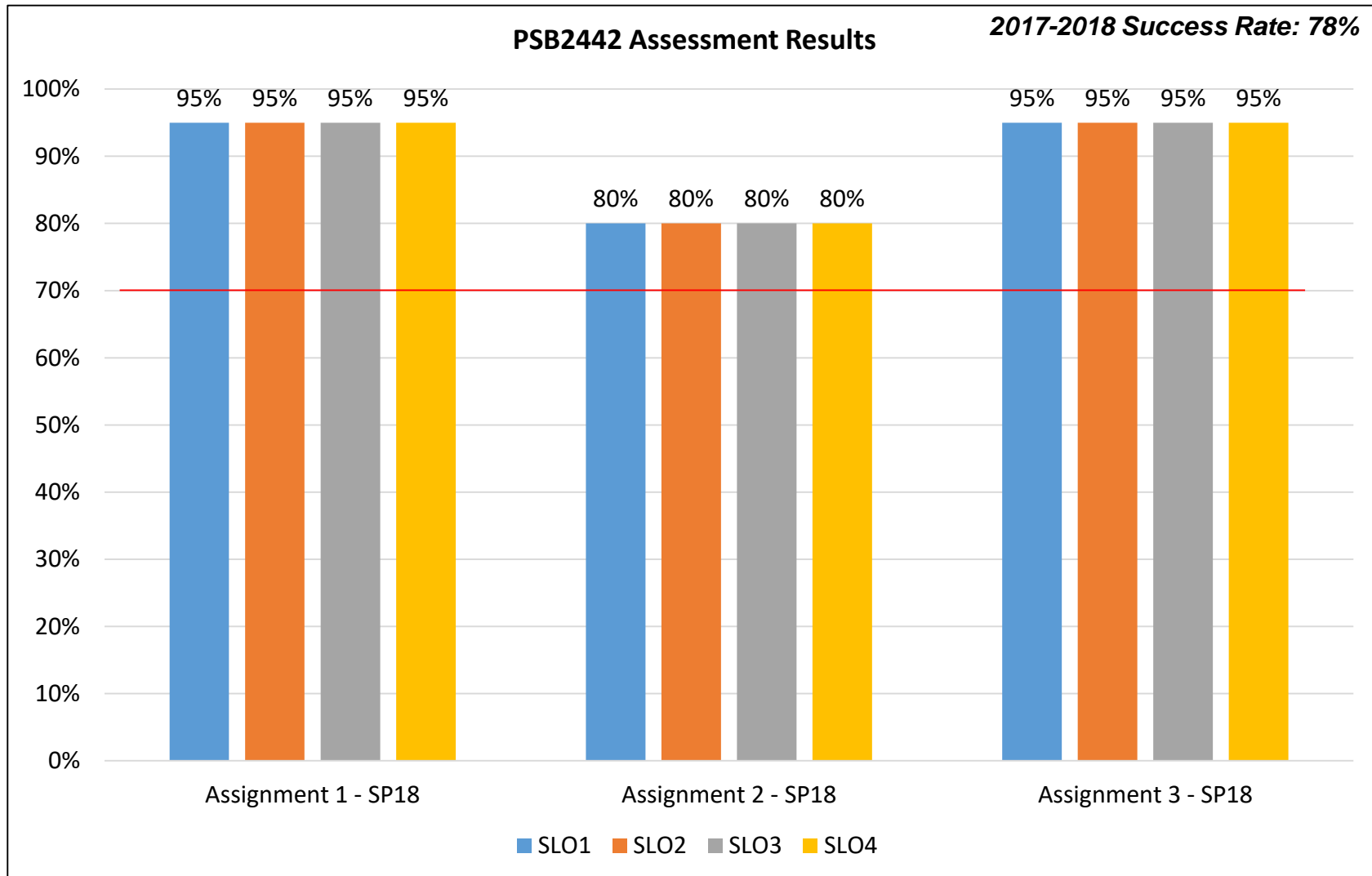
SLO 2: Demonstrate the knowledge and skills necessary to analyze the research related to addiction neuroscience. (1, 3)

SLO 3: Demonstrate understanding of the neural mechanisms and processes associated with the causes and consequences of substance abuse, including integration across genetic, neurobiological, developmental, and behavioral levels. (1, 3)

SLO 4: Think critically and creatively to solve problems and generate new knowledge in behavioral neuroscience in general, with focus on and application to problems of drug abuse and addiction. (1)



# PSB2442 - Course Assessment Results 2017/2018



## PSY1012 - Course Learning Outcomes

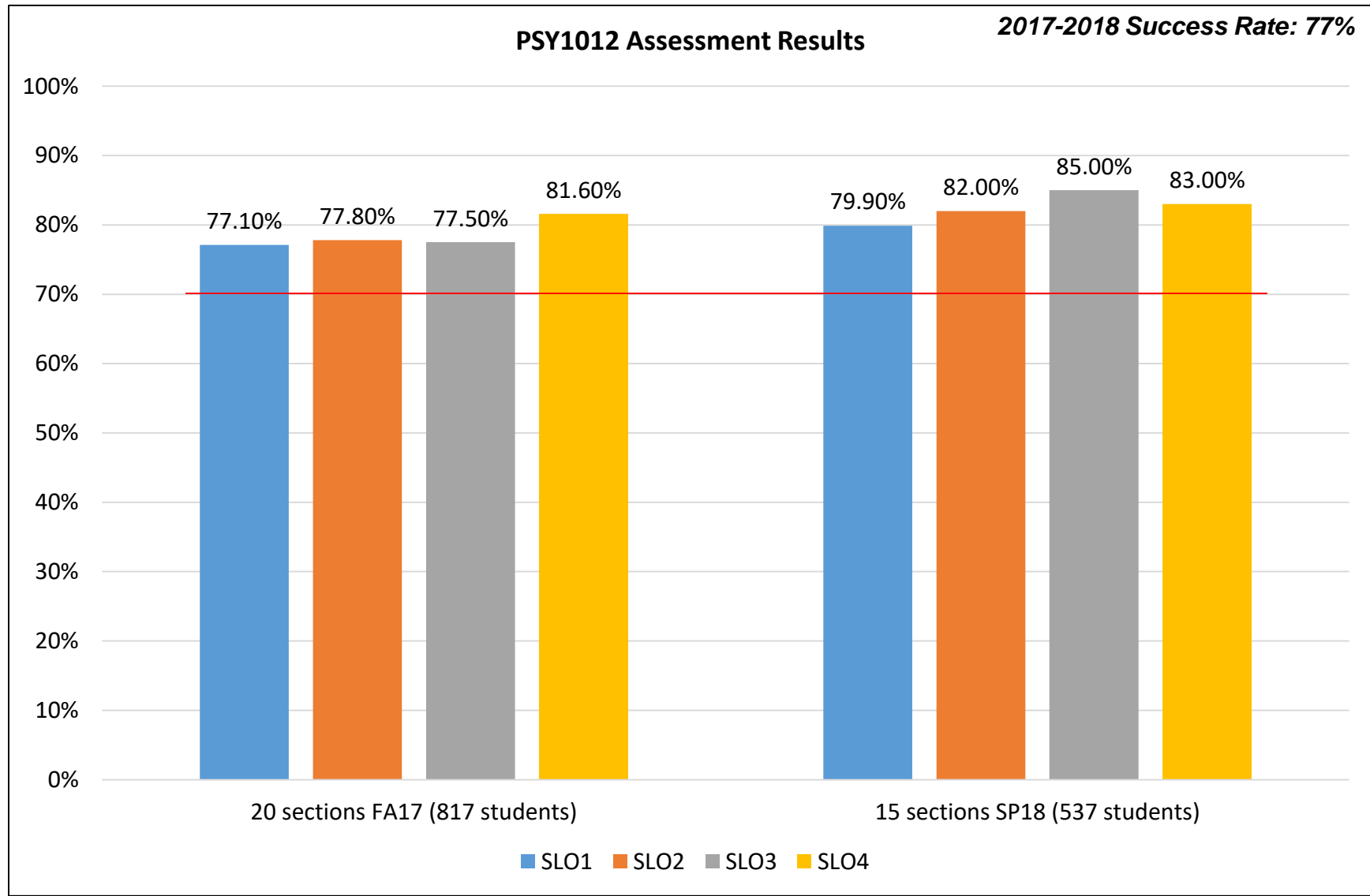
SLO 1: Demonstrate a basic knowledge and understanding of the historical perspective of psychology and the basis of contemporary psychological research. (1)

SLO 2: Demonstrate a basic knowledge and understanding of the biological and physiological bases of behavior. (1)

SLO 3: Demonstrate a basic knowledge and understanding of the Cognitive basis of behavior. (1,3)

SLO 4: Demonstrate a basic knowledge and understanding of the Clinical aspects of the science of Psychology. (1)

# PSY1012 - Course Assessment Results 2017/2018



## SYG2000 - Course Learning Outcomes

SLO 1: Demonstrate a general knowledge and understanding of the process of socialization and how we become social beings. (1,2,3)

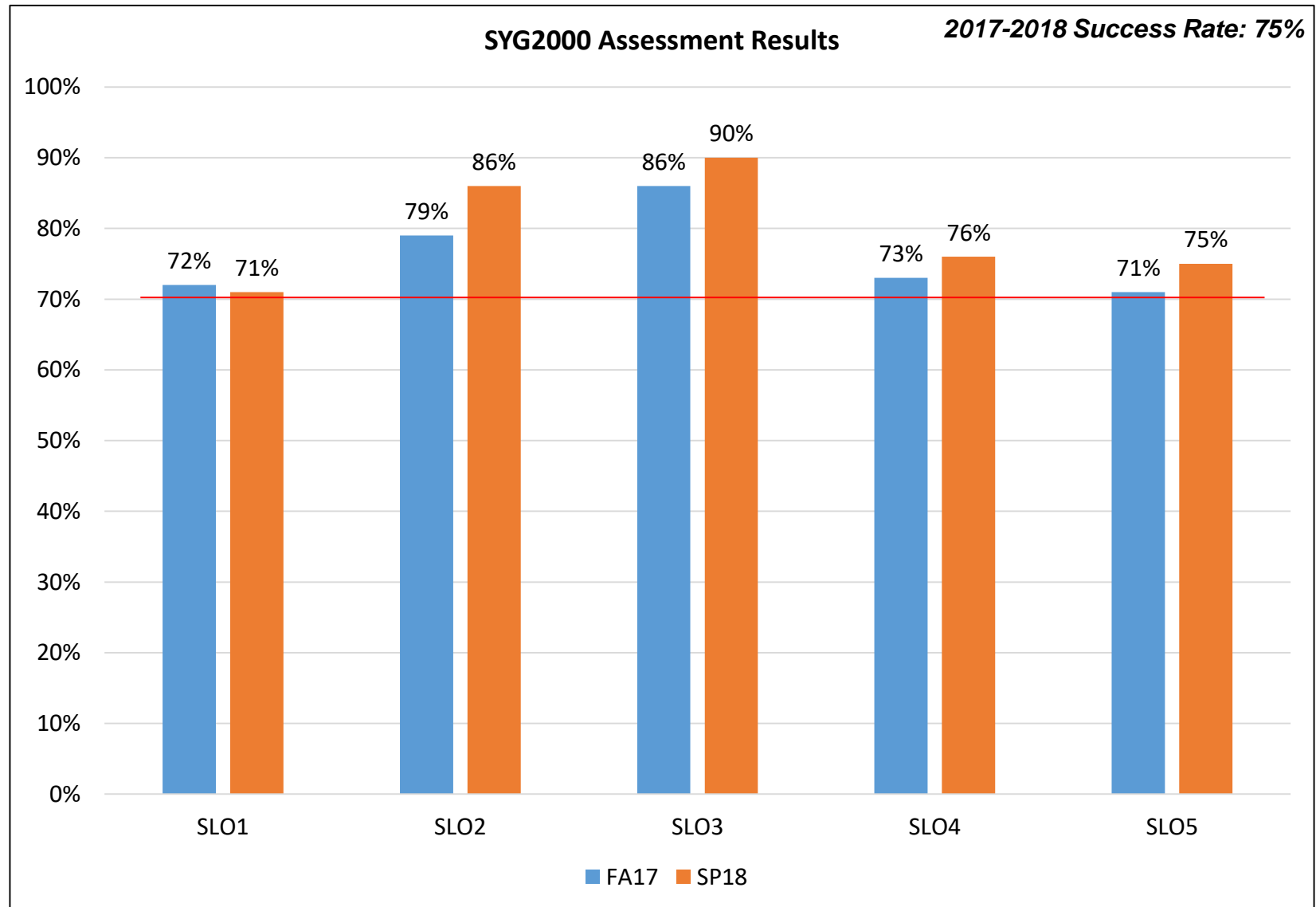
SLO 2: Demonstrate a general knowledge and understanding of the different ways in which people act, feel, think and define their situations based on their race, social class and gender. (1,2,3)

SLO 3: Demonstrate a general knowledge and understanding of the fundamental concepts of the conflict perspective. (1,2)

SLO 4: Demonstrate a general knowledge and understanding of the fundamental concepts of the functionalist perspective. (1,2)

SLO 5: Demonstrate a general knowledge and understanding of the fundamental concepts of the symbolic interactionist perspective. (1,2)

# SYG2000 - Course Assessment Results 2017/2018



## WOH2012 - Course Learning Outcomes

SLO 1: Demonstrate a general knowledge and understanding of the basic factors of civilization and the factors that create them. (1,2,3)

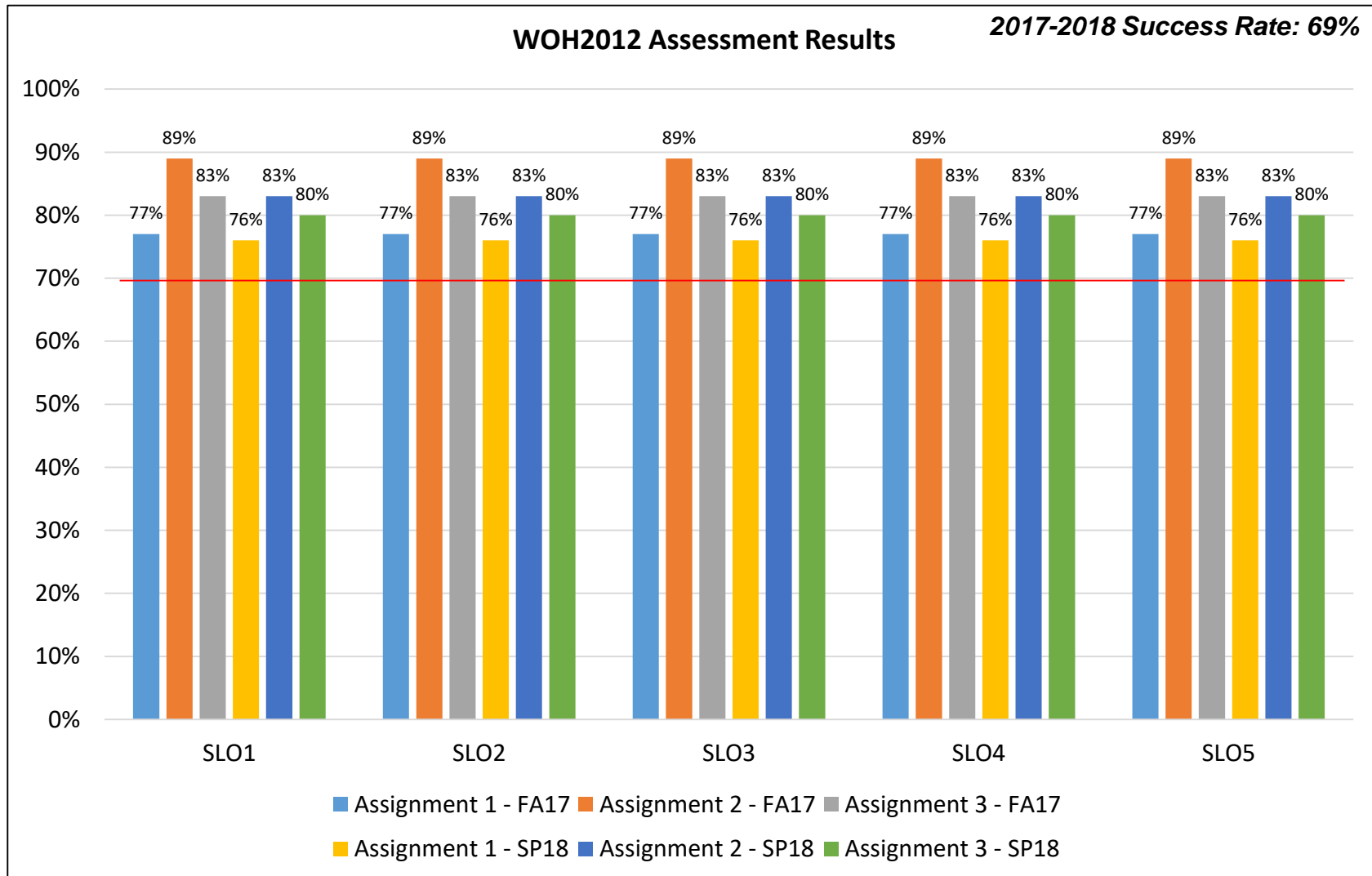
SLO 2: Demonstrate a general knowledge and understanding of the role of trade, religion, communication, conflict, and the immigrations of peoples on the rise and fall of civilizations. (1,2,3)

SLO 3: Demonstrate a general knowledge and understanding of the importance of religion, politics, economics, and ideas in the creation of cultural change and global exchange. (1, 2)

SLO 4: Demonstrate a general knowledge and understanding of cultural contact and exchange on the course of history. (1,2)

SLO5: Demonstrate a general knowledge and understanding of demographic and environmental change on world history to the modern era. (1,2)

# WOH2012 - Course Assessment Results 2017/2018



# Human Services (Addictions Specialization), #2007

## Program Learning Outcomes

Graduates of the program will be able to:

**PO1:** Describe the various roles of the human Services worker in different social service settings.

**PO2:** Discuss current social issues and their impact on society, including substance abuse, addictions, and chemical dependence.

**PO3:** Identify the types of family systems.

**PO4:** Practice interpersonal skills in helping relationships, including crisis intervention and group dynamics.

**PO5:** Apply case management skills, including interviewing, documentation, assessment, treatment planning, and the ability to make appropriate referrals.

**PO6:** Interpret ethical standards of practice, including confidentiality, sensitivity when working with diverse populations, and responsibility for professional growth.



# Addictions Studies Specialization, # 0813

## Program Learning Outcomes

Graduates of the program will be able to:

**PO1:** Demonstrate an understanding of the Human Service profession movement.

**PO2:** Discuss the role(s) of the Human Service worker in evaluating clients with substance abuse issues.

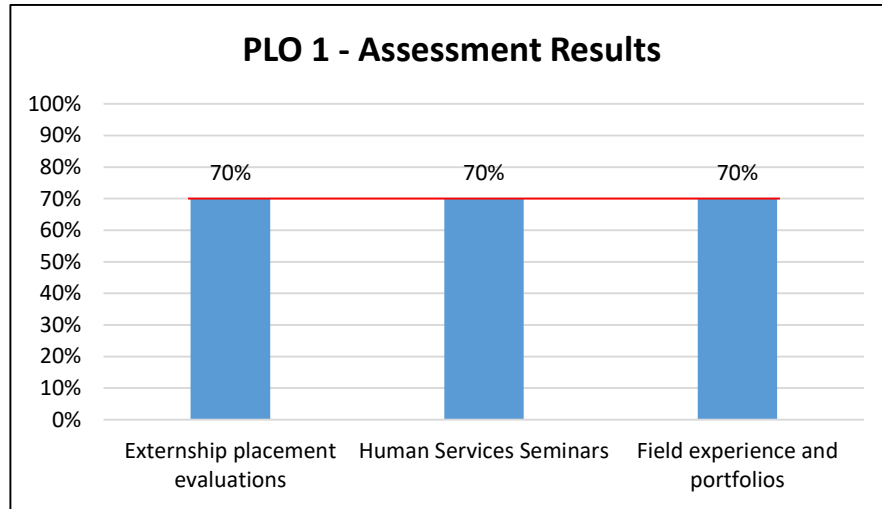
**PO3:** Discuss a variety of major requirements as specified in the catalog for code 0813.

**PO4:** Describe the goals and tasks of the Human Services worker.


**PO5:** Learn work ethics and demonstrate them with agency participation by externship or COOP Experience.

# Assessment Data 2017-2018


## Program Learning Outcomes Results



PLO1: Describe the various roles of the human Services worker in different social service settings. *Target: 70% of students achieving 70% or higher in all assessment measures*



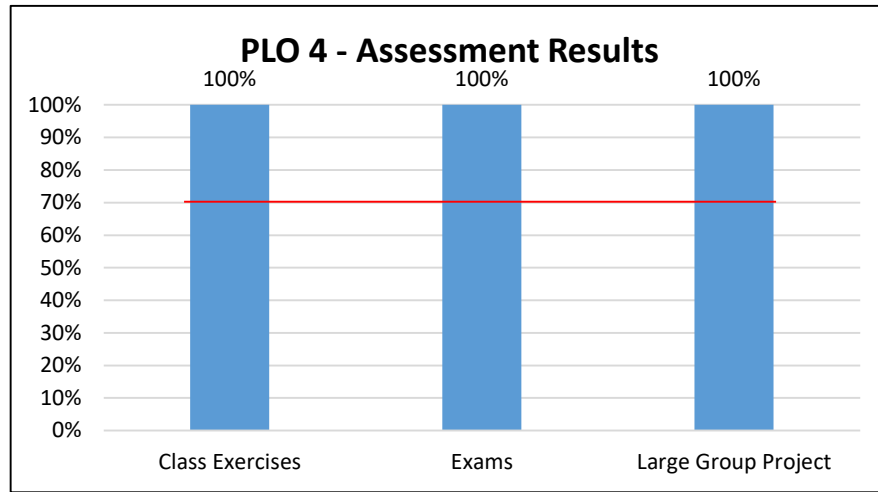
PLO2: Discuss current social issues and their impact on society, including substance abuse, addictions, and chemical dependence. *Target: 70% of students achieving 70% or higher in all assessment measures*




PLO3: Identify the types of family systems. *Target: 70% of students achieving 70% or higher in all assessment measures*

# Assessment Data 2017-2018

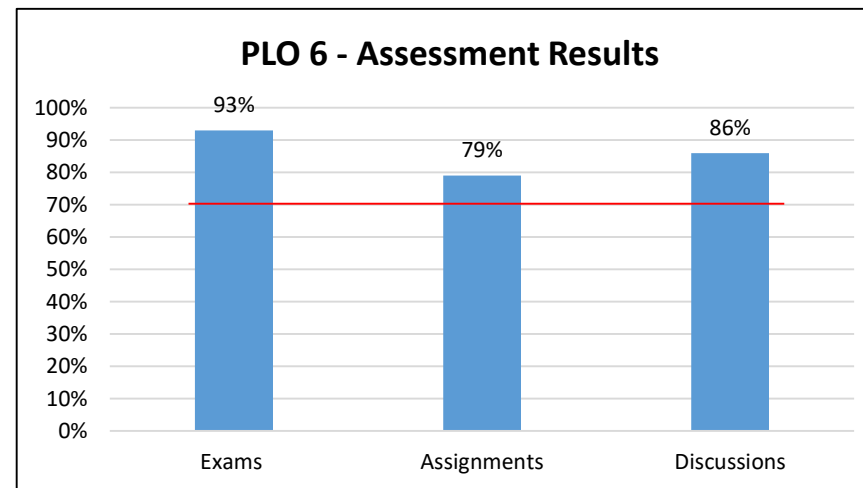
## Program Learning Outcomes Results



PLO4: Practice interpersonal skills in helping relationships, including crisis intervention and group dynamics. *Target: 70% of students achieving 70% or higher in all assessment measures*



PLO5: Apply case management skills, including interviewing, documentation, assessment, treatment planning, and the ability to make appropriate referrals. *Target: 70% of students achieving 70% or higher in all assessment measures*



PLO6: Interpret ethical standards of practice, including confidentiality, sensitivity when working with diverse populations, and responsibility for professional growth. *Target: 70% of students achieving 70% or higher in all assessment measures*

## Assessment Data 2016-2017 and 2017-2018 Programs and Institutional Learning Outcomes

Program	Critical/ Creative Thinking		Communication		Cultural Literacy		Information and Technical Literacy	
	2016/17	2017/18	2016/17	2017/18	2016/17	2017/18	2016/17	2017/18
Addictions Studies Specialization - 0813	70%	100%	70%	80%-93%	70%	79%-93%	70%	70%-100%
Human Services (Addictions Specialization) - 2007	70%	100%	70%	80%-93%	70%	79%-93%	70%	70%-100%

## Course Success Rate (1 of 3)

Major and Associated Courses		2014-2015		2015-2016		2016-2017		2017-2018	
		Attempted	% Successful	Attempted	% Successful	Attempted	% Successful	Attempted	% Successful
2007- Human Serv.- Addictions Spec.	HUS1001	70	80%	71	69%	73	68%	36	78%
	HUS1332	14	100%	13	100%				
	HUS1400	51	94%	22	82%				
	HUS1421	16	88%	27	85%	27	85%	31	84%
	HUS1423	26	96%	39	92%	45	89%	19	84%
	HUS1424	28	100%	28	100%	12	83%	30	80%
	HUS1450	20	100%						
	HUS1850	15	100%	10	100%	13	85%	13	100%
	HUS2050					28	86%	19	89%
	HUS2111			16	100%	39	69%	18	83%
	HUS2308	20	100%	19	89%				
	HUS2320			29	100%	9	100%	16	100%
	HUS2425	18	83%						
	HUS2441	21	95%	15	93%	11	91%		
	HUS2500	41	66%	34	65%	25	80%	17	71%
	HUS2520	22	95%	13	92%	20	100%		
	HUS2540					9	89%	15	87%
	HUS2851	16	100%	11	100%	11	100%	12	100%
	HUS2852	13	92%	13	100%	2	100%		
	HUS2933	15	87%	7	100%				
PSB2442	30	83%	27	78%	37	95%	23	78%	
<b>Major Total</b>		<b>436</b>	<b>89%</b>	<b>394</b>	<b>86%</b>	<b>361</b>	<b>83%</b>	<b>249</b>	<b>84%</b>

■ Indicates a success rate of 90% or higher  
■ Indicates a success rate between 70% and 89%  
■ Indicates a success rate below 70%

## Course Success Rate (2 of 3)

Dept. and Associated Courses		2014-2015		2015-2016		2016-2017		2017-2018		
		Attempted	% Successful	Attempted	% Successful	Attempted	% Successful	Attempted	% Successful	
Behavioral & Social Sciences	AMH2010	496	68%	587	71%	610	69%	533	77%	↑
	AMH2020	760	75%	926	75%	881	74%	698	81%	
	AMH2057	24	58%							
	AMH2058	60	77%	57	79%	60	75%	68	81%	↑
	AMH2059	38	82%	23	83%	16	81%			
	AMH2091	137	53%	98	59%	61	62%	36	58%	
	CLP2140	236	76%	247	83%	251	85%	293	89%	↑
	CPO2001	272	72%	169	72%	248	75%	234	70%	
	DEP2001	54	80%	35	80%			1	100%	
	DEP2004	1286	81%	1362	81%	1477	82%	1754	83%	↑
	DEP2402	23	78%	21	95%			1	100%	
	DEP2481	20	90%	12	100%					
	EUH2000	40	65%	47	60%	71	63%	97	70%	↑
	EUH2905	1	100%	14	86%					
	EXP2420	58	81%	14	100%	1	100%			
	GEO2000	918	80%	875	77%	988	79%	1050	82%	↑
	GEO2420	254	77%	294	69%	315	71%	359	76%	
INP1390	82	80%	58	79%	29	86%	31	87%		
INR2002	242	85%	203	86%	249	83%	216	81%		

■ Indicates a success rate of 90% or higher  
■ Indicates a success rate between 70% and 89%  
■ Indicates a success rate below 70%

Source: IR Program Assessment Data

## Course Success Rate (3 of 3)

Dept. and Associated Courses11453		2014-2015		2015-2016		2016-2017		2017-2018	
		Attempted	% Successful	Attempted	% Successful	Attempted	% Successful	Attempted	% Successful
Behavioral & Social Sciences	PHI2001	292	78%	41	80%				
	PHI2010			225	84%	327	76%	586	77%
	PHI2100	19	89%	16	75%	13	85%		
	PHI2600	180	82%	222	80%	152	68%	61	74%
	POS2001	101	59%	71	70%	43	63%		
	POS2041	797	76%	905	78%	830	82%	721	85%
	POS2112	226	67%	155	70%	124	65%	30	80%
	PPE2001	143	82%	153	82%	129	81%	165	93%
	PSY1012	3359	74%	3393	75%	3511	75%	3287	77%
	PSY2931	2	100%			2	100%		
	PSY2932					1	100%		
	PSY2933	25	72%	31	97%	34	71%		
	PSY2934	36	89%	22	95%	27	100%	15	87%
	PSY2935					1	100%		
	PSY2936	14	93%	15	93%				
	SOP2002	89	98%	26	96%	33	91%		
	SOP2772	58	83%	20	70%	21	90%	13	85%
	SYG2000	603	72%	742	69%	740	71%	717	75%
	SYG2010	38	71%	75	69%	194	80%	211	86%
	SYG2430	16	69%	1	100%				
WOH2012	54	54%	32	63%	2	0%	62	69%	
WOH2022	30	53%	39	79%	12	83%	1	100%	
	<b>Total</b>	<b>11,237</b>	<b>76%</b>	<b>11,226</b>	<b>76%</b>	<b>11,453</b>	<b>76%</b>	<b>11,240</b>	<b>80%</b>

■ Indicates a success rate of 90% or higher  
■ Indicates a success rate between 70% and 89%  
■ Indicates a success rate below 70%

## Course Success Rate by Campus – Multiple Campuses Only (1 of 3)

Dept., Associated Courses and Campus		2014-2015		2015-2016		2016-2017		2017-2018		
		Attempted	% Successful	Attempted	% Successful	Attempted	% Successful	Attempted	% Successful	
Behavioral & Social Sciences	AMH2010	Daytona	85	59%	97	63%	194	67%	83	81%
		Deland	93	82%	86	86%	83	87%	112	89%
		Deltona			39	79%	59	80%	11	91%
		Flagler/Palm Cst	64	63%	53	68%			56	88%
		New Smyrna Beach					75	91%		
	AMH2020	Daytona	110	64%	176	63%	262	66%	121	66%
		Deland	116	84%	101	91%	110	89%	108	86%
		Deltona	52	62%	43	67%	59	76%	35	86%
		Flagler/Palm Cst	105	75%	109	70%	93	75%	97	78%
		New Smyrna Beach							7	100%
	AMH2058	Daytona								
		Deland								
		Flagler/Palm Cst								
	AMH2059	Deland	28	79%	22	82%	16	81%		
		Flagler/Palm Cst	10	90%	1	100%				
	AMH2091	Daytona	44	55%			16	50%		
		Flagler/Palm Cst								
	CLP2140	Daytona	69	93%	75	92%	93	87%	72	97%
		Deland					42	95%	54	93%
		Flagler/Palm Cst	55	89%	40	95%	43	91%	40	85%
CPO2001	Daytona	117	71%			117	79%	56	75%	
	Deland	52	100%			43	95%	30	83%	
DEP2004	Daytona	361	86%	384	89%	559	86%	487	87%	
	Deland	171	84%	141	91%	66	86%	202	88%	
	Deltona	71	85%	61	80%	153	93%	68	82%	
	Flagler/Palm Cst	125	98%	127	91%	145	92%	214	93%	
	New Smyrna Beach	21	62%	35	63%	30	70%	27	74%	
DEP2481	Daytona	19	89%	12	100%					
	Flagler/Palm Cst	1	100%							

Indicates a success rate of 90% or higher

Indicates a success rate between 70% and 89%

Indicates a success rate below 70%

Excludes fully online courses

Source: IR Program Assessment Data



## Course Success Rate by Campus – Multiple Campuses Only (2 of 3)

Dept., Associated Courses and Campus		2014-2015		2015-2016		2016-2017		2017-2018		
		Attempted	% Successful	Attempted	% Successful	Attempted	% Successful	Attempted	% Successful	
Behavioral & Social Sciences	EUH2000	Daytona						38	74%	
		Deltona						10	80%	
	EUH2905	Deland			13	85%				
		Flagler/Palm Cst	1	100%	1	100%				
	GEO2000	Daytona	269	86%	219	89%	320	87%	223	85%
		Deland	110	92%	98	87%	166	88%	144	83%
		New Smyrna Beach	9	67%	39	64%	26	42%	11	64%
	INR2002	Daytona	78	79%	71	85%	110	87%	72	83%
		Deland	20	95%	20	100%	26	88%	19	95%
		Flagler/Palm Cst	27	93%						
	PHI2001	Daytona	77	95%						
		Deland								
		Flagler/Palm Cst	31	90%						
	PHI2010	Daytona			79	90%	121	85%	116	82%
		Flagler/Palm Cst			68	84%	78	77%	60	78%
	PHI2600	Daytona	42	93%	40	85%	62	71%		
		Flagler/Palm Cst	51	90%	56	86%				
	POS2041	Daytona	225	67%	250	71%	340	80%	206	85%
		Deland	102	94%	55	89%	83	90%	49	88%
		Deltona	22	77%	44	80%				
Flagler/Palm Cst		128	86%	122	77%	86	93%	96	95%	
New Smyrna Beach		16	75%	26	85%					
POS2112	Daytona	33	67%							
	Deland					24	79%			
PPE2001	Flagler/Palm Cst	17	65%							
	Daytona	19	100%	22	82%	20	90%	18	94%	
	Deland	1	100%			19	79%			
	Flagler/Palm Cst	49	82%	17	88%	15	100%	61	95%	

■ Indicates a success rate of 90% or higher  
■ Indicates a success rate between 70% and 89%  
■ Indicates a success rate below 70%

Excludes fully online courses

Source: IR Program Assessment Data

## Course Success Rate by Campus – Multiple Campuses Only (3 of 3)

Dept., Associated Courses and Campus		2014-2015		2015-2016		2016-2017		2017-2018		
		Attempted	% Successful	Attempted	% Successful	Attempted	% Successful	Attempted	% Successful	
Behavioral & Social Sciences	PSY1012	Daytona	1194	79%	1200	82%	1595	78%	1084	79%
		Deland	470	76%	411	75%	456	84%	399	82%
		Deltona	177	65%	157	83%	190	79%	180	82%
		Flagler/Palm Cst	427	83%	404	81%	321	83%	316	87%
		New Smyrna Beach	87	72%	119	68%	117	70%	83	65%
	PSY2933	Daytona								
		Flagler/Palm Cst			1	100%				
	PSY2934	Deland			22	95%	10	100%		
		Flagler/Palm Cst	36	89%			17	100%	15	87%
	SOP2002	Daytona	57	96%			33	91%		
		Deland	15	100%						
		Flagler/Palm Cst	17	100%						
	SYG2000	Daytona	205	78%	216	73%	358	77%	185	73%
		Deland	24	88%						
		New Smyrna Beach								
	WOH2012	Daytona	54	54%	32	63%	2	0%		
		Flagler/Palm Cst							11	82%

■ Indicates a success rate of 90% or higher  
■ Indicates a success rate between 70% and 89%  
■ Indicates a success rate below 70%

Excludes fully online courses

Source: IR Program Assessment Data

## Overall Course Success Rate by Campus Totals

Major or Dept. and Campus		2014-2015		2015-2016		2016-2017		2017-2018	
		Attempted	% Successful	Attempted	% Successful	Attempted	% Successful	Attempted	% Successful
2007- Human Serv.- Addictions Spec.	Daytona	275	94%	232	90%	258	85%	232	85%
	Flagler/Palm Cst	106	88%	113	92%	33	88%		
	Online					70	73%	17	71%
	<b>Total</b>	<b>381</b>	<b>92%</b>	<b>345</b>	<b>90%</b>	<b>361</b>	<b>83%</b>	<b>249</b>	<b>84%</b>
Behavioral & Social Sciences	Daytona	3308	79%	3069	80%	4274	79%	2792	81%
	Deland	1249	84%	995	84%	1373	87%	1140	86%
	Deltona	342	70%	344	80%	374	80%	304	83%
	Flagler/Palm Cst	1144	84%	999	81%	901	85%	966	88%
	New Smyrna Beach	156	71%	219	68%	173	66%	128	69%
	Online							5910	76%
<b>Total</b>	<b>6199*</b>	<b>80%</b>	<b>5626*</b>	<b>81%</b>	<b>7095*</b>	<b>81%</b>	<b>11240</b>	<b>80%</b>	
<b>Total</b>	<b>6580*</b>	<b>81%</b>	<b>5971*</b>	<b>81%</b>	<b>7456*</b>	<b>81%</b>	<b>11489</b>	<b>80%</b>	

\*Excludes fully online courses

- Indicates a success rate of 90% or higher
- Indicates a success rate between 70% and 89%
- Indicates a success rate below 70%

Source: IR Program Assessment Data

# Course Success Rate By Instructional Method – Multiple Methods Only (1 of 3)

Dept., Associated Courses and Instructional Method		2014-2015		2015-2016		2016-2017		2017-2018			
		Attempted	% Successful	Attempted	% Successful	Attempted	% Successful	Attempted	% Successful		
Behavioral & Social Sciences	AMH2010	Hybrid		59	76%	75	77%	186	91%	↑	
		Lecture	242	69%	216	73%	244	79%	76	75%	
		Online	254	67%	312	69%	291	58%	271	68%	↑
	AMH2020	Hybrid			16	75%	164	73%	208	78%	↑
		Lecture	383	73%	413	71%	249	69%	160	78%	
		Online	377	76%	497	78%	468	76%	330	84%	
	AMH2059	DIS			1	100%					
		Lecture			22	82%	16	81%			
	AMH2091	Lecture	44	55%							
		Online	93	53%			61	62%	36	58%	
	CLP2140	DIS	2	100%							
		Lecture	122	91%	115	93%	149	93%	166	93%	↑
		Online	112	60%	132	74%	102	74%	127	84%	
	CPO2001	Hybrid	61	79%	55	73%	57	79%	54	87%	↑
		Lecture	108	81%	50	70%	103	86%	32	63%	
		Online	103	60%	64	72%	88	60%	148	65%	
	DEP2004	DIS	4	100%			42	90%			
		Hybrid							240	85%	
		Lecture	745	87%	748	88%	733	90%	758	89%	↑
	DEP2481	Online	537	74%	614	73%	702	73%	756	78%	
DIS		1	100%								
Lecture	19	89%									
	EUH2000	DIS									
Hybrid								10	80%		
Lecture								38	74%		
Online	40	65%			71	63%	49	65%	↑		
	EUH2905	DIS	1	100%	1	100%					
Hybrid				13	85%						
GEO2000	Hybrid					34	88%	76	82%		
	Lecture	388	87%	356	86%	352	84%	302	84%		
	Online	530	75%	519	71%	602	75%	672	81%	↑	

■ Indicates a success rate of 90% or higher  
■ Indicates a success rate between 70% and 89%  
■ Indicates a success rate below 70%

## Course Success Rate By Instructional Method – Multiple Methods Only (2 of 3)

Dept., Associated Courses and Instructional Method			2014-2015		2015-2016		2016-2017		2017-2018	
			Attempted	% Successful	Attempted	% Successful	Attempted	% Successful	Attempted	% Successful
Behavioral & Social Sciences	GEO2420	Lecture	47	98%	39	97%	32	97%	23	96%
		Online	207	72%	255	65%	283	69%	336	75%
	INR2002	Hybrid							19	95%
		Lecture	125	85%	91	88%	102	90%	72	83%
		Online	117	85%	112	85%	147	78%	125	78%
		PHI2001	Lecture	108	94%					
	Online		184	69%						
	PHI2010	Lecture			147	87%	158	82%	176	81%
		Online			78	78%	169	70%	410	75%
	PHI2600	Lecture	93	91%	96	85%	28	79%	18	78%
		Online	87	71%	126	76%	124	66%	43	72%
	POS2041	Hybrid			109	75%	30	67%	119	91%
		Lecture	493	78%	388	76%	348	86%	232	87%
		Online	304	73%	408	81%	452	80%	370	82%
		POS2112	Lecture	50	66%					
	Online		176	67%					30	80%
PPE2001	DIS	5	100%			1	100%			
	Lecture	64	86%	39	85%	34	94%	79	95%	
	Online	74	77%	114	81%	94	77%	86	92%	
	PSY1012	DIS	1	100%						
Hybrid				51	67%	292	77%	563	80%	
Lecture		2354	78%	2240	80%	2089	80%	1499	81%	
Online		1004	64%	1102	65%	1130	65%	1225	71%	

■ Indicates a success rate of 90% or higher  
■ Indicates a success rate between 70% and 89%  
■ Indicates a success rate below 70%

Source: IR Program Assessment Data

## Course Success Rate By Instructional Method – Multiple Methods Only (3 of 3)

Dept., Associated Courses and Instructional Method			2014-2015		2015-2016		2016-2017		2017-2018	
			Attempted	% Successful	Attempted	% Successful	Attempted	% Successful	Attempted	% Successful
Behavioral & Social Sciences	PSY2933	DIS			1	100%				
		Lecture								
		Online	25	72%	30	97%	34	71%		
	SOP2002	DIS	1	100%						
		Lecture	88	98%			33	91%		
		Online								
	SYG2000	DIS	1	100%						
		Lecture	228	79%	216	73%	228	77%	185	73%
		Online	374	68%	526	68%	512	68%	532	76%
	SYG2430	DIS	1	100%						
		Online	15	67%						
	WOH2022	DIS	1	100%	1	100%			11	82%
		Online	29	52%	38	79%	12	83%	51	67%

■ Indicates a success rate of 90% or higher  
■ Indicates a success rate between 70% and 89%  
■ Indicates a success rate below 70%

Source: IR Program Assessment Data

## Course Success Rate By Instructional Method Totals

Major or Dept., and Instructional Method		2014-2015		2015-2016		2016-2017		2017-2018	
		Attempted	% Successful	Attempted	% Successful	Attempted	% Successful	Attempted	% Successful
2007- Human Serv.- Addictions Spec.	DIS	14	100%	11	100%				
	Hybrid			28	86%	166	88%	147	82%
	Lecture	323	91%	272	89%	106	85%	85	91%
	OJT	44	98%	34	100%	7	100%		
	Online	55	67%	49	55%	82	70%	17	71%
	<b>Total</b>	<b>436</b>	<b>89%</b>	<b>394</b>	<b>86%</b>	<b>361</b>	<b>83%</b>	<b>249</b>	<b>84%</b>
Behavioral & Social Sciences	DIS	20	100%	3	100%	8	75%	3	100%
	Hybrid	123	79%	303	74%	694	77%	1486	83%
	Lecture	6056	80%	5318	81%	4959	83%	3844	83%
	Online	5038	70%	5600	72%	5792	71%	5907	76%
	<b>Total</b>	<b>11237</b>	<b>76%</b>	<b>11226</b>	<b>76%</b>	<b>11453</b>	<b>76%</b>	<b>11240</b>	<b>80%</b>
<b>Total</b>	<b>11673</b>	<b>76%</b>	<b>11620</b>	<b>76%</b>	<b>11814</b>	<b>77%</b>	<b>11489</b>	<b>80%</b>	
DSC	Hybrid		84%		82%		81%		82%
	Lecture		78%		80%		81%		83%
	Online		76%		78%		76%		78%

■ Indicates a success rate of 90% or higher  
■ Indicates a success rate between 70% and 89%  
■ Indicates a success rate below 70%

Source: IR Program Assessment Data

## Course Success Rates- Multiple Sessions or Sub-sessions Only (1 of 7)

Major, Associated Courses and Sub-session			2014-2015		2015-2016		2016-2017		2017-2018	
			Attempted	% Successful	Attempted	% Successful	Attempted	% Successful	Attempted	% Successful
2007- Human Serv.- Addictions Spec.	HUS1001	FA Full term	38	82%	39	79%	33	67%	21	71%
		SP Full term	32	78%	32	56%	28	79%	15	87%
		SU Full term					12	50%		
	HUS1332	FA Full term	13	100%						
		SP Full term	1	100%						
		SU Full term								
	HUS1400	FA Full term	18	100%	21	81%				
		SP Full term	32	91%						
		SU Full term	1	100%	1	100%				
	HUS1421	FA Full term	8	75%	26	85%	12	83%	20	85%
		SP Full term	8	100%					11	82%
		SU Full term			1	100%	15	87%		
	HUS1423	FA Full term	15	93%	31	90%	16	88%	8	88%
		SP Full term	11	100%	8	100%	29	90%	11	82%
	HUS1424	FA Full term	17	100%			12	83%	18	83%
SP Full term		11	100%					12	75%	
HUS1850	FA Full term	2	100%	3	100%	7	71%	3	100%	
	SP Full term	6	100%	3	100%	4	100%	9	100%	
	SU Full term	7	100%	4	100%	2	100%	1	100%	

■ Indicates a success rate of 90% or higher  
■ Indicates a success rate between 70% and 89%  
■ Indicates a success rate below 70%

Source: IR Program Assessment Data



## Course Success Rates- Multiple Sessions or Sub-sessions Only (2 of 7)

Major, Associated Courses and Sub-session				2014-2015		2015-2016		2016-2017		2017-2018	
				Attempted	% Successful	Attempted	% Successful	Attempted	% Successful	Attempted	% Successful
2007 - Human Serv.- Addictions Spec.	HUS2050	FA	Full term					14	93%	7	100%
		SP	Full term					14	79%	12	83%
	HUS2111	FA	Full term					14	71%	7	86%
		SP	Full term					25	68%	11	82%
	HUS2308	FA	Full term	4	100%	18	89%				
		SP	Full term	1	100%						
		SU	Full term	15	100%	1	100%				
	HUS2320	FA	Full term							8	100%
		SP	Full term							8	100%
	HUS2424	FA	Full term								
		SP	Full term								
	HUS2441	FA	Full term	19	95%	4	100%				
		SP	Full term			11	91%				
		SU	Full term	2	100%			11	91%		
	HUS2500	FA	Full term	8	63%	1	100%			17	71%
		SP	Full term	26	65%	16	75%	25	80%		
		SU	Full term	7	71%	17	53%				
	HUS2520	FA	Full term								
		SP	Full term	22	95%			20	100%		
	HUS2851	FA	Full term	7	100%	4	100%	3	100%	1	100%
SP		Full term	4	100%	3	100%	5	100%	9	100%	
SU		Full term	5	100%	4	100%	3	100%	2	100%	
HUS2852	FA	Full term	3	100%	4	100%					
	SP	Full term	7	86%	5	100%					
	SU	Full term	3	100%	4	100%	2	100%			
HUS2933	FA	A term	15	87%							
	SP	A term									
PSB2442	FA	Full term	12	92%	26	77%	21	90%			
	SP	B term					16	100%			
		Full term	4	100%	1	100%			23	78%	
	SU	Full term	14	71%							

Indicates a success rate of 90% or higher  
Indicates a success rate between 70% and 89%  
Indicates a success rate below 70%

Source: IR Program Assessment Data

Dept., Associated Courses and Sub-session			2014-2015		2015-2016		2016-2017		2017-2018		
			Attempted	% Successful	Attempted	% Successful	Attempted	% Successful	Attempted	% Successful	
Behavioral & Social Sciences	AMH2010	A term			72	65%	70	66%	128	84%	↑
		FA B term			39	74%	33	52%	30	73%	
		Full term	201	67%	179	75%	184	76%	82	63%	
		A term			63	83%	70	61%	101	88%	
		SP B term	21	57%	38	53%	24	50%	29	66%	
		Full term	176	65%	111	65%	137	72%	65	80%	
	SU Full term	98	78%	85	74%	92	72%	98	70%		
	AMH2020	A term			45	71%	39	72%	22	91%	
		FA B term	66	80%	90	86%	115	69%	157	80%	
		Full term	239	70%	256	77%	220	70%	119	70%	
		A term			65	82%	68	82%	60	75%	
		SP B term	45	76%	77	68%	125	78%	108	89%	
		Full term	302	73%	239	72%	187	71%	120	86%	
	SU Full term	108	85%	154	74%	127	83%	112	82%		
	AMH2057	FA Full term	14	64%							
		SP Full term	10	50%							
	AMH2058	FA Full term	34	82%	23	74%	22	86%	25	80%	
		SP Full term	26	69%	34	82%	38	68%	43	81%	
	AMH2059	FA Full term	10	90%	1	100%					
		SP Full term	28	79%	22	82%	16	81%			
	AMH2091	FA Full term	54	52%	37	70%	21	71%	15	60%	
		SP Full term	53	47%	41	49%	24	63%	21	57%	
		SU Full term	30	67%	20	60%	16	50%			
	CLP2140	FA Full term	97	84%	97	87%	94	86%	102	89%	
SP Full term		102	74%	119	84%	128	86%	147	93%		
SU Full term		37	65%	31	68%	29	76%	44	77%		
CPO2001	FA B term	24	75%								
	Full term	73	73%	45	67%	94	78%	90	66%		
	A term							24	92%		
	SP B term	16	50%					34	62%		
	Full term	149	74%	124	73%	154	74%	47	72%		
SU Full term	10	80%					39	69%			

■ Indicates a success rate of 90% or higher  
■ Indicates a success rate between 70% and 89%  
■ Indicates a success rate below 70%

Dept., Associated Courses and Sub-session			2014-2015		2015-2016		2016-2017		2017-2018			
			Attempted	% Successful	Attempted	% Successful	Attempted	% Successful	Attempted	% Successful		
Behavioral & Social Science	DEP2004	A term			39	74%	45	60%	59	61%	↑	
		FA B term	99	74%	46	61%	92	54%	157	83%		
		Full term	429	82%	434	82%	456	85%	548	86%		
		A term	38	79%	53	72%	53	68%	54	89%		
		SP B term	77	62%	90	58%	145	78%	135	73%		
		Full term	414	81%	500	84%	429	89%	534	84%		
		SU Full term	229	90%	200	89%	257	84%	267	85%		
	DEP2481	FA Full term	1	100%							↑	
		SP Full term	19	89%								
	EUH2000	FA	A term							10	80%	↑
			Full term	19	58%	20	75%	35	57%	42	67%	
		SP Full term	21	71%	27	48%	36	69%	45	71%		
		SU Full term										
	EUH2001	FA Full term										
		SP Full term										
	EUH2905	FA Full term	1	100%								
		SP Full term										
	EXP2420	FA Full term	29	83%			1	100%				
		SP Full term	29	79%								
	GEO2000	FA	A term			42	71%	40	70%	56	77%	↑
B term			43	60%	59	63%	48	67%	77	78%		
Full term			321	82%	266	80%	269	84%	288	78%		
SP		A term			43	72%	40	85%	37	97%		
		B term	37	46%	71	58%	131	65%	116	73%		
Full term		359	81%	269	80%	314	79%	314	85%			
SU Full term		158	91%	125	83%	146	86%	162	88%			
GEO2420	FA Full term	80	79%	106	60%	91	62%	110	78%	↑		
	SP Full term	117	74%	129	75%	129	75%	139	73%			
	SU Full term	57	81%	59	73%	95	76%	110	79%			
INP1390	FA Full term	24	83%	21	71%			13	85%	↑		
	SP Full term	27	74%	19	84%	14	79%					
	SU Full term	31	84%	18	83%	15	93%	18	89%			

■ Indicates a success rate of 90% or higher  
■ Indicates a success rate between 70% and 89%  
■ Indicates a success rate below 70%

# Course Success Rates- Multiple Sessions or Sub-sessions Only (5 of 7)

Dept., Associated Courses and Sub-session			2014-2015		2015-2016		2016-2017		2017-2018		
			Attempted	% Successful	Attempted	% Successful	Attempted	% Successful	Attempted	% Successful	
Behavioral & Social Sciences	INR2002	FA A term							91	82%	
		Full term	121	85%	79	87%	117	82%	19	95%	↑
		SP Full term	91	86%	92	84%	98	85%	88	74%	
		SU Full term	30	83%	32	91%	34	79%	18	94%	↑
	PHI2001	FA Full term	92	79%							
		SP B term									
		Full term	125	79%							
	SU Full term	75	75%								
	PHI2010	FA Full term			108	82%	123	78%	196	78%	
		A term							55	73%	
		SP B term					45	67%	122	70%	↑
		Full term			117	85%	118	76%	130	79%	
	SU Full term					41	80%	83	81%		
	PHI2100	FA Full term									
		SP Full term	19	89%			13	85%			
	PHI2600	FA B term					11	82%			
		Full term	100	85%	99	82%	67	67%	43	72%	↑
		SP Full term	80	78%	77	81%	40	70%			
	SU Full term					34	65%	18	78%	↑	
	POS2001	FA Full term	46	65%	23	61%	17	53%			
		SP Full term	36	53%	25	56%	15	80%			
		SU Full term	19	58%	23	96%	11	55%			
	POS2041	FA A term			77	79%	53	89%	53	81%	
		B term	33	73%	54	80%	35	83%	35	83%	
		Full term	342	74%	275	77%	271	80%	234	88%	↑
		SP A term			60	95%	39	92%	29	90%	
		B term	60	70%	88	76%	57	72%	63	81%	↑
		Full term	259	79%	233	74%	231	84%	185	82%	
	SU Full term	103	83%	118	84%	144	81%	122	87%	↑	
	POS2112	FA B term	24	79%	28	68%	15	60%	14	86%	
Full term		83	59%	29	59%	32	53%				
SP B term		25	76%	17	76%	16	75%	16	75%		
Full term		40	58%	38	74%	37	65%				
SU Full term	54	76%	43	72%	24	79%					
PPE2001	FA Full term	70	83%	68	84%	68	85%	76	92%	↑	
	SP Full term	70	80%	53	89%	42	76%	89	94%		
	SU Full term	3	100%	32	66%	19	79%				

## Course Success Rates- Multiple Sessions or Sub-sessions Only (6 of 7)

Dept., Associated Courses and Sub-session			2014-2015		2015-2016		2016-2017		2017-2018	
			Attempted	% Successful	Attempted	% Successful	Attempted	% Successful	Attempted	% Successful
Behavioral & Social Science	PSY1012	A term			107	56%	134	73%	230	71%
		FA B term	182	63%	225	66%	288	75%	217	76%
		Full term	1444	77%	1310	78%	1245	76%	1162	75%
		SP A term	18	89%	73	81%	145	72%	165	81%
		SP B term	109	55%	99	54%	235	71%	178	75%
		Full term	1213	73%	1137	76%	959	74%	886	79%
	SU Full term	393	77%	442	77%	505	80%	449	82%	
	PSY2931	FA Full term	2	100%					15	87%
		SP Full term					2	100%		
	PSY2933	FA B term			1	100%				
		FA Full term			30	97%				
		SP Full term	25	72%			34	71%		
	SU Full term									
	PSY2934	FA Full term	15	93%			17	100%		
		SP Full term	21	86%			10	100%		
	SOP2002	FA Full term	42	95%			17	88%		
		SP Full term	46	100%			16	94%		
		SU Full term	1	100%						
SOP2772	FA Full term	26	81%			21	90%			
	SP Full term	32	84%							

■ Indicates a success rate of 90% or higher  
■ Indicates a success rate between 70% and 89%  
■ Indicates a success rate below 70%

Source: IR Program Assessment Data

## Course Success Rates- Multiple Sessions or Sub-sessions Only (7 of 7)

Dept., Associated Courses and Sub-session		2014-2015		2015-2016		2016-2017		2017-2018			
		Attempted	% Successful	Attempted	% Successful	Attempted	% Successful	Attempted	% Successful		
Behavioral & Social Science	SYG2010	FA Full term				75	79%	72	85%	↑	
		SP Full term				79	86%	79	87%		
		SU Full term				40	73%	60	87%		
	SYG2000	A term			43	70%	56	70%	55	69%	↑
		FA B term	37	70%	93	59%	42	57%	59	73%	
		Full term	199	72%	181	69%	204	73%	164	68%	
		A term			59	76%	37	70%	63	83%	
		SP B term	63	70%	76	64%	66	61%	95	73%	
		Full term	197	71%	172	71%	205	70%	135	82%	
	SU Full term	107	76%	118	75%	130	78%	146	78%		
	SYG2430	FA Full term	15	67%							↑
		SP Full term	1	100%							
		SU Full term									
	WOH2012	A term							11	82%	↑
		FA Full term	31	61%	19	63%	1	0%	25	84%	
SP Full term		23	43%	13	62%	1	0%	37	59%		
WOH2022	FA Full term	1	100%	18	78%			1	100%	↑	
	SP Full term	29	52%	1	100%						
	SU Full term			20	80%	12	83%				

■ Indicates a success rate of 90% or higher  
■ Indicates a success rate between 70% and 89%  
■ Indicates a success rate below 70%

Source: IR Program Assessment Data

## Course Success Rates- Multiple Sessions or Sub-sessions Totals

Major or Dept. and Sub-session			2014-2015		2015-2016		2016-2017		2017-2018	
			Attempted	% Successful	Attempted	% Successful	Attempted	% Successful	Attempted	% Successful
2007- Human Serv.- Addictions Spec.	FA	A term	15	87%	7	100%				
		B term			4	100%				
		Full term	164	91%	173	84%	141	82%	110	83%
	SP	Full term	203	88%	164	88%	175	85%	136	85%
	SU	Full term	54	89%	46	83%	45	80%	3	100%
Behavioral & Social Sciences	FA	A term			425	68%	437	72%	632	75%
		B term	508	69%	634	69%	679	69%	746	79%
		Full term	4301	76%	3750	78%	3763	77%	3528	78%
	SP	A term	56	82%	416	81%	452	74%	599	83%
		B term	453	63%	557	62%	844	71%	896	75%
		Full term	4376	75%	3837	77%	3507	78%	3093	81%
	SU	Full term	1543	81%	1607	79%	1771	80%	1746	82%

■ Indicates a success rate of 90% or higher  
■ Indicates a success rate between 70% and 89%  
■ Indicates a success rate below 70%

Source: IR Program Assessment Data

## Course Success Rates by IM and Sessions/Sub-sessions (1 of 7)

Course, IM and Session/Sub-session	2017-2018	
	Attempted	% Successful
2007 - Human Serv. - Addictions Spec.	249	84%
HUS1001	36	78%
Hybrid	36	78%
Fall 2017	21	71%
Full term	21	71%
Spring 2018	15	87%
Full term	15	87%
HUS1421	31	84%
Hybrid	31	84%
Fall 2017	20	85%
Full term	20	85%
Spring 2018	11	82%
Full term	11	82%
HUS1423	19	84%
Lecture	19	84%
Fall 2017	8	88%
Full term	8	88%
Spring 2018	11	82%
Full term	11	82%
HUS1424	30	80%
Lecture	18	83%
Fall 2017	18	83%
Full term	18	83%
Hybrid	12	75%
Spring 2018	12	75%
Full term	12	75%
HUS1850	13	100%
Lecture	13	100%
Summer 2017	1	100%
Fall 2017	3	100%
Full term	3	100%
Spring 2018	9	100%
Full term	9	100%

Course, IM and Session/Sub-session	2017-2018	
	Attempted	% Successful
2007 - Human Serv. - Addictions Spec.	249	84%
HUS2050	19	89%
Hybrid	19	89%
Fall 2017	7	100%
Full term	7	100%
Spring 2018	12	83%
Full term	12	83%
HUS2111	18	83%
Hybrid	18	83%
Fall 2017	7	86%
Full term	7	86%
Spring 2018	11	82%
Full term	11	82%
HUS2320	16	100%
Lecture	8	100%
Spring 2018	8	100%
Full term	8	100%
Hybrid	8	100%
Fall 2017	8	100%
Full term	8	100%
HUS2500	17	71%
Online	17	71%
Fall 2017	17	71%
Full term	17	71%
HUS2540	15	87%
Lecture	15	87%
Spring 2018	15	87%
Full term	15	87%

■ Indicates a success rate of 90% or higher  
■ Indicates a success rate between 70% and 89%  
■ Indicates a success rate below 70%



Course, IM and Session/Sub-session	2017-2018	
	Attempted	% Successful
<b>2007 - Human Serv. - Addictions Spec.</b>	<b>249</b>	<b>84%</b>
HUS2851	12	100%
Lecture	12	100%
Summer 2017	2	100%
Fall 2017	1	100%
Full term	1	100%
Spring 2018	9	100%
Full term	9	100%
PSB2442	23	78%
Hybrid	23	78%
Spring 2018	23	78%
Full term	23	78%
<b>Behavioral &amp; Social Sciences</b>	<b>11240</b>	<b>80%</b>
AMH2010	533	77%
Online	271	68%
Summer 2017	78	67%
Fall 2017	95	66%
Full term	34	59%
A term	31	68%
B term	30	73%
Spring 2018	98	70%
Full term	37	73%
A term	32	72%
B term	29	66%
Lecture	76	75%
Fall 2017	48	67%
Full term	48	67%
Spring 2018	28	89%
Full term	28	89%
Hybrid	186	91%
Summer 2017	20	85%
Fall 2017	97	89%
A term	97	89%
Spring 2018	69	96%
A term	69	96%

Course, IM and Session/Sub-session	2017-2018	
	Attempted	% Successful
<b>Behavioral &amp; Social Sciences</b>	<b>11240</b>	<b>80%</b>
AMH2020	698	81%
Online	330	84%
Summer 2017	94	83%
Fall 2017	105	83%
Full term	48	73%
A term	22	91%
B term	35	91%
Spring 2018	131	86%
Full term	49	84%
A term	31	84%
B term	51	90%
Lecture	160	78%
Summer 2017	18	78%
Fall 2017	71	68%
Full term	71	68%
Spring 2018	71	87%
Full term	71	87%
Hybrid	208	78%
Fall 2017	122	76%
B term	122	76%
Spring 2018	86	80%
A term	29	66%
B term	57	88%
AMH2058	68	81%
Online	68	81%
Fall 2017	25	80%
Full term	25	80%
Spring 2018	43	81%
Full term	43	81%

■ Indicates a success rate of 90% or higher  
■ Indicates a success rate between 70% and 89%  
■ Indicates a success rate below 70%

## Course Success Rates by IM and Sessions/Sub-sessions (3 of 7)

Course, IM and Session/Sub-session	2017-2018	
	Attempted	% Successful
<b>Behavioral &amp; Social Sciences</b>	<b>11240</b>	<b>80%</b>
<b>AMH2091</b>	<b>36</b>	<b>58%</b>
Online	36	58%
Fall 2017	15	60%
Full term	15	60%
Spring 2018	21	57%
Full term	21	57%
<b>CLP2140</b>	<b>293</b>	<b>89%</b>
Online	127	84%
Summer 2017	44	77%
Fall 2017	36	86%
Full term	36	86%
Spring 2018	47	89%
Full term	47	89%
Lecture	166	93%
Fall 2017	66	91%
Full term	66	91%
Spring 2018	100	94%
Full term	100	94%
<b>CPO2001</b>	<b>234</b>	<b>70%</b>
Online	148	65%
2175	39	69%
Fall 2017	37	59%
Full term	37	59%
Spring 2018	72	65%
Full term	38	68%
B term	34	62%
Lecture	32	63%
Fall 2017	32	63%
Full term	32	63%

Course, IM and Session/Sub-session	2017-2018	
	Attempted	% Successful
<b>Behavioral &amp; Social Sciences</b>	<b>11240</b>	<b>80%</b>
<b>CPO2001</b>	<b>234</b>	<b>70%</b>
Hybrid	54	87%
Fall 2017	21	81%
Full term	21	81%
Spring 2018	33	91%
Full term	9	89%
A term	24	92%
<b>DEP2001</b>	<b>1</b>	<b>100%</b>
IS	1	100%
Fall 2017	1	100%
Full term	1	100%
<b>DEP2004</b>	<b>1754</b>	<b>83%</b>
Online	756	78%
Summer 2017	149	84%
Fall 2017	335	76%
Full term	205	78%
A term	47	60%
B term	83	82%
Spring 2018	272	76%
Full term	153	80%
A term	37	84%
B term	82	63%
Lecture	758	89%
Summer 2017	34	94%
Fall 2017	343	91%
Full term	343	91%
Spring 2018	381	86%
Full term	381	86%

■ Indicates a success rate of 90% or higher  
■ Indicates a success rate between 70% and 89%  
■ Indicates a success rate below 70%

Course, IM and Session/Sub-session	2017-2018	
	Attempted	% Successful
<b>Behavioral &amp; Social Sciences</b>	<b>11240</b>	<b>80%</b>
<b>DEP2004</b>	<b>1754</b>	<b>83%</b>
Hybrid	240	85%
Summer 2017	84	82%
Fall 2017	86	83%
A term	12	67%
B term	74	85%
Spring 2018	70	90%
A term	17	100%
B term	53	87%
<b>DEP2402</b>	<b>1</b>	<b>100%</b>
<b>IS</b>	<b>1</b>	<b>100%</b>
Fall 2017	1	100%
Full term	1	100%
<b>EUH2000</b>	<b>97</b>	<b>70%</b>
Online	49	65%
Fall 2017	22	64%
Full term	22	64%
Spring 2018	27	67%
Full term	27	67%
Lecture	38	74%
Fall 2017	20	70%
Full term	20	70%
Spring 2018	18	78%
Full term	18	78%
Hybrid	10	80%
Fall 2017	10	80%
A term	10	80%

Course, IM and Session/Sub-session	2017-2018	
	Attempted	% Successful
<b>Behavioral &amp; Social Sciences</b>	<b>11240</b>	<b>80%</b>
<b>GEO2000</b>	<b>1050</b>	<b>82%</b>
Online	672	81%
Summer 2017	137	88%
Fall 2017	252	76%
Full term	147	76%
A term	28	75%
B term	77	78%
Spring 2018	283	82%
Full term	153	83%
A term	37	97%
B term	93	73%
Lecture	302	84%
Fall 2017	141	82%
Full term	141	82%
Spring 2018	161	86%
Full term	161	86%
Hybrid	76	82%
Summer 2017	25	92%
Fall 2017	28	79%
A term	28	79%
Spring 2018	23	74%
B term	23	74%
<b>GEO2420</b>	<b>359</b>	<b>76%</b>
Online	336	75%
Summer 2017	110	79%
Fall 2017	110	78%
Full term	110	78%
Spring 2018	116	68%
Full term	116	68%
Lecture	23	96%
Fall 2017	23	96%
Full term	23	96%

■ Indicates a success rate of 90% or higher  
■ Indicates a success rate between 70% and 89%  
■ Indicates a success rate below 70%

## Course Success Rates by IM and Sessions/Sub-sessions (5 of 7)

Course, IM and Session/Sub-session	2017-2018	
	Attempted	% Successful
<b>Behavioral &amp; Social Sciences</b>	<b>11240</b>	<b>80%</b>
<b>INP1390</b>	<b>31</b>	<b>87%</b>
Online	31	87%
Summer 2017	18	89%
Fall 2017	13	85%
Full term	13	85%
<b>INR2002</b>	<b>216</b>	<b>81%</b>
Online	125	78%
Summer 2017	18	94%
Fall 2017	54	80%
Full term	54	80%
Spring 2018	53	70%
Full term	53	70%
Lecture	72	83%
Fall 2017	37	86%
Full term	37	86%
Spring 2018	35	80%
Full term	35	80%
Hybrid	19	95%
Fall 2017	19	95%
A term	19	95%
<b>PHI2010</b>	<b>586</b>	<b>77%</b>
Online	410	75%
Summer 2017	83	81%
Fall 2017	96	75%
Full term	96	75%
Spring 2018	231	73%
Full term	54	78%
A term	55	73%
B term	122	70%
Lecture	176	81%
Fall 2017	100	81%
Full term	100	81%
Spring 2018	76	80%
Full term	76	80%

Course, IM and Session/Sub-session	2017-2018	
	Attempted	% Successful
<b>Behavioral &amp; Social Sciences</b>	<b>11240</b>	<b>80%</b>
<b>PHI2600</b>	<b>61</b>	<b>74%</b>
Online	43	72%
Summer 2017	18	78%
Fall 2017	25	68%
Full term	25	68%
Lecture	18	78%
Fall 2017	18	78%
Full term	18	78%
<b>POS2041</b>	<b>721</b>	<b>85%</b>
Online	370	82%
Summer 2017	110	86%
Fall 2017	126	82%
Full term	54	80%
A term	37	84%
B term	35	83%
Spring 2018	134	78%
Full term	64	75%
A term	29	90%
B term	41	73%
Lecture	232	87%
Fall 2017	127	87%
Full term	127	87%
Spring 2018	105	86%
Full term	105	86%
Hybrid	119	91%
Summer 2017	12	92%
Fall 2017	69	91%
Full term	53	96%
A term	16	75%
Spring 2018	38	89%
Full term	16	81%
B term	22	95%

## Course Success Rates by IM and Sessions/Sub-sessions (6 of 7)

Course, IM and Session/Sub-session	2017-2018	
	Attempted	% Successful
<b>Behavioral &amp; Social Sciences</b>	<b>11240</b>	<b>80%</b>
POS2112	30	80%
Online	30	80%
Fall 2017	14	86%
B term	14	86%
Spring 2018	16	75%
B term	16	75%
PPE2001	165	93%
Online	86	92%
Fall 2017	33	91%
Full term	33	91%
Spring 2018	53	92%
Full term	53	92%
Lecture	79	95%
Fall 2017	43	93%
Full term	43	93%
Spring 2018	36	97%
Full term	36	97%
PSY1012	3287	77%
Online	1225	71%
Summer 2017	244	77%
Fall 2017	532	67%
Full term	299	62%
A term	115	71%
B term	118	77%
Spring 2018	449	73%
Full term	251	71%
A term	93	80%
B term	105	71%

Course, IM and Session/Sub-session	2017-2018	
	Attempted	% Successful
<b>Behavioral &amp; Social Sciences</b>	<b>11240</b>	<b>80%</b>
PSY1012	3287	77%
Lecture	1499	81%
Summer 2017	29	86%
Fall 2017	863	80%
Full term	863	80%
Spring 2018	607	82%
Full term	607	82%
Hybrid	563	80%
Summer 2017	176	88%
Fall 2017	214	73%
A term	115	71%
B term	99	75%
Spring 2018	173	82%
Full term	28	86%
A term	72	82%
B term	73	79%
PSY2934	15	87%
Lecture	15	87%
Fall 2017	15	87%
Full term	15	87%
SOP2772	13	85%
Lecture	13	85%
Fall 2017	13	85%
Full term	13	85%

■ Indicates a success rate of 90% or higher  
■ Indicates a success rate between 70% and 89%  
■ Indicates a success rate below 70%

## Course Success Rates by IM and Sessions/Sub-sessions (7 of 7)

Course, IM and Session/Sub-session	2017-2018	
	Attempted	% Successful
<b>Behavioral &amp; Social Sciences</b>	<b>11240</b>	<b>80%</b>
<b>SYG2010</b>	<b>211</b>	<b>86%</b>
<b>Online</b>	<b>211</b>	<b>86%</b>
<b>Summer 2017</b>	<b>60</b>	<b>87%</b>
<b>Fall 2017</b>	<b>72</b>	<b>85%</b>
<b>Full term</b>	<b>72</b>	<b>85%</b>
<b>Spring 2018</b>	<b>79</b>	<b>87%</b>
<b>Full term</b>	<b>79</b>	<b>87%</b>
<b>WOH2012</b>	<b>62</b>	<b>69%</b>
<b>Online</b>	<b>51</b>	<b>67%</b>
<b>Fall 2017</b>	<b>25</b>	<b>84%</b>
<b>Full term</b>	<b>25</b>	<b>84%</b>
<b>Spring 2018</b>	<b>26</b>	<b>50%</b>
<b>Full term</b>	<b>26</b>	<b>50%</b>
<b>Hybrid</b>	<b>11</b>	<b>82%</b>
<b>Spring 2018</b>	<b>11</b>	<b>82%</b>
<b>A term</b>	<b>11</b>	<b>82%</b>
<b>WOH2022</b>	<b>1</b>	<b>100%</b>
<b>IS</b>	<b>1</b>	<b>100%</b>
<b>Fall 2017</b>	<b>1</b>	<b>100%</b>
<b>Full term</b>	<b>1</b>	<b>100%</b>
<b>Grand Total</b>	<b>11489</b>	<b>80%</b>

■ Indicates a success rate of 90% or higher  
■ Indicates a success rate between 70% and 89%  
■ Indicates a success rate below 70%

## Course Success Rates for Guaranteed Sections

Course	2017-2018		Overall
	Attempted	% Successful	
EUH2000	10	80%	70%
GEO2000	28	79%	82%
Total	38	79%	

- Indicates a success rate of 90% or higher
- Indicates a success rate between 70% and 89%
- Indicates a success rate below 70%

Source: IR Program Assessment Data

## Course Success Rates by IM and Sessions/Sub-sessions (1 of 12)

Course, Campus, IM, and Race/Ethnicity	2017-2018	
	Attempted	% Successful
<b>2007 - Human Serv. - Addictions Spec.</b>	<b>239</b>	<b>84%</b>
HUS1001	34	79%
DAYT	34	79%
Hybrid	34	79%
Am. Ind	1	100%
Black	6	83%
Hispanic	3	33%
White	24	83%
HUS1421	29	83%
DAYT	29	83%
Hybrid	29	83%
Black	4	75%
Hispanic	2	100%
White	23	83%
HUS1423	18	83%
DAYT	18	83%
Lecture	18	83%
Black	3	100%
White	15	80%
HUS1424	29	79%
DAYT	29	79%
Lecture	18	83%
Black	4	100%
Hispanic	2	100%
White	12	75%
Hybrid	11	73%
Black	2	100%
Hispanic	1	0%
White	8	75%

Course, Campus, IM, and Race/Ethnicity	2017-2018	
	Attempted	% Successful
<b>2007 - Human Serv. - Addictions Spec.</b>	<b>239</b>	<b>84%</b>
HUS1850	13	100%
DAYT	13	100%
Lecture	13	100%
Black	3	100%
Hispanic	1	100%
White	9	100%
HUS2050	18	89%
DAYT	18	89%
Hybrid	18	89%
Black	5	80%
Hispanic	3	100%
White	10	90%
HUS2111	18	83%
DAYT	18	83%
Hybrid	18	83%
Am. Ind	1	100%
Black	2	50%
Hispanic	3	100%
White	12	83%
HUS2320	16	100%
DAYT	16	100%
Lecture	8	100%
Black	3	100%
White	5	100%
Hybrid	8	100%
Black	2	100%
Hispanic	3	100%
White	3	100%

■ Indicates a success rate of 90% or higher  
■ Indicates a success rate between 70% and 89%  
■ Indicates a success rate below 70%



## Course Success Rates by IM and Sessions/Sub-sessions (2 of 12)

Course, Campus, IM, and Race/Ethnicity	2017-2018	
	Attempted	% Successful
<b>2007 - Human Serv. - Addictions Spec.</b>	<b>239</b>	<b>84%</b>
<b>HUS2500</b>	<b>16</b>	<b>69%</b>
<b>ONLN</b>	<b>16</b>	<b>69%</b>
Black	2	100%
Hispanic	2	50%
Two or More Races	2	100%
White	10	60%
<b>HUS2540</b>	<b>14</b>	<b>86%</b>
<b>DAYT</b>	<b>14</b>	<b>86%</b>
Lecture	14	86%
Black	4	75%
White	10	90%
<b>HUS2851</b>	<b>12</b>	<b>100%</b>
<b>DAYT</b>	<b>12</b>	<b>100%</b>
Lecture	12	100%
Black	2	100%
White	10	100%
<b>PSB2442</b>	<b>22</b>	<b>77%</b>
<b>DAYT</b>	<b>22</b>	<b>77%</b>
Hybrid	22	77%
Black	5	60%
Hispanic	1	100%
Two or More Races	2	100%
White	14	79%

Course, Campus, IM, and Race/Ethnicity	2017-2018	
	Attempted	% Successful
<b>Behavioral &amp; Social Sciences</b>	<b>11026</b>	<b>80%</b>
<b>AMH2010</b>	<b>520</b>	<b>77%</b>
<b>DAYT</b>	<b>81</b>	<b>80%</b>
Lecture	42	76%
Black	10	50%
Hispanic	6	83%
Two or More Races	2	50%
White	24	88%
Hybrid	39	85%
Black	6	83%
Hispanic	3	100%
Two or More Races	2	50%
White	28	86%
<b>DELT</b>	<b>11</b>	<b>91%</b>
Hybrid	11	91%
Black	1	100%
Hispanic	5	80%
White	5	100%
<b>DLND</b>	<b>111</b>	<b>89%</b>
Lecture	33	73%
Black	3	67%
Hispanic	4	50%
Two or More Races	2	0%
White	24	83%
Hybrid	78	96%
Asian	1	100%
Black	3	100%
Hispanic	14	93%
Two or More Races	1	100%
White	59	97%

■ Indicates a success rate of 90% or higher  
■ Indicates a success rate between 70% and 89%  
■ Indicates a success rate below 70%

## Course Success Rates by IM and Sessions/Sub-sessions (3 of 12)

Course, Campus, IM, and Race/Ethnicity	2017-2018	
	Attempted	% Successful
<b>Behavioral &amp; Social Sciences</b>	<b>11026</b>	<b>80%</b>
<b>AMH2010</b>	<b>520</b>	<b>77%</b>
<b>FLAG</b>	<b>53</b>	<b>87%</b>
<b>WE</b>	<b>53</b>	<b>87%</b>
Asian	1	100%
Black	3	33%
Hispanic	13	100%
Two or More Races	1	100%
White	35	86%
<b>ONLN</b>	<b>264</b>	<b>69%</b>
Asian	3	67%
Black	28	61%
Hispanic	46	70%
Two or More Races	11	91%
White	176	68%
<b>AMH2020</b>	<b>684</b>	<b>81%</b>
<b>DAYT</b>	<b>115</b>	<b>67%</b>
<b>P</b>	<b>66</b>	<b>71%</b>
Asian	2	100%
Black	10	60%
Hispanic	5	100%
Two or More Races	3	67%
White	46	70%
<b>WE</b>	<b>49</b>	<b>61%</b>
Black	7	43%
Hispanic	6	50%
Two or More Races	7	43%
White	29	72%

Course, Campus, IM, and Race/Ethnicity	2017-2018	
	Attempted	% Successful
<b>Behavioral &amp; Social Sciences</b>	<b>11026</b>	<b>80%</b>
<b>AMH2020</b>	<b>684</b>	<b>81%</b>
<b>DELT</b>	<b>34</b>	<b>88%</b>
<b>WE</b>	<b>34</b>	<b>88%</b>
Black	3	100%
Hispanic	11	64%
Two or More Races	1	100%
White	19	100%
<b>DLND</b>	<b>106</b>	<b>86%</b>
<b>P</b>	<b>46</b>	<b>83%</b>
Asian	1	100%
Black	1	100%
Hispanic	11	82%
Two or More Races	1	100%
White	32	81%
<b>WE</b>	<b>60</b>	<b>88%</b>
Black	2	100%
Hispanic	11	91%
Two or More Races	1	100%
White	46	87%
<b>FLAG</b>	<b>96</b>	<b>78%</b>
<b>P</b>	<b>45</b>	<b>84%</b>
Black	4	50%
Hispanic	8	88%
Two or More Races	3	100%
White	30	87%
<b>WE</b>	<b>51</b>	<b>73%</b>
Am. Ind	1	100%
Asian	1	100%
Black	1	100%
Hispanic	10	70%
Two or More Races	2	50%
White	36	72%

■ Indicates a success rate of 90% or higher  
■ Indicates a success rate between 70% and 89%  
■ Indicates a success rate below 70%

## Course Success Rates by IM and Sessions/Sub-sessions (4 of 12)

Course, Campus, IM, and Race/Ethnicity	2017-2018	
	Attempted	% Successful
<b>Behavioral &amp; Social Sciences</b>	<b>11026</b>	<b>80%</b>
<b>AMH2020</b>	<b>684</b>	<b>81%</b>
NSB	7	100%
Hybrid	7	100%
Black	1	100%
Two or More Races	2	100%
White	4	100%
<b>ONLN</b>	<b>326</b>	<b>84%</b>
Asian	9	89%
Black	29	69%
Hispanic	56	86%
Two or More Races	10	80%
White	222	86%
<b>AMH2058</b>	<b>67</b>	<b>81%</b>
ONLN	67	81%
Asian	5	100%
Black	3	100%
Hispanic	10	70%
Two or More Races	1	100%
White	48	79%
<b>AMH2091</b>	<b>35</b>	<b>60%</b>
ONLN	35	60%
Black	21	57%
Hispanic	2	100%
Two or More Races	4	50%
White	8	63%

Course, Campus, IM, and Race/Ethnicity	2017-2018	
	Attempted	% Successful
<b>Behavioral &amp; Social Sciences</b>	<b>11026</b>	<b>80%</b>
<b>CLP2140</b>	<b>290</b>	<b>89%</b>
DAYT	71	97%
Lecture	71	97%
Asian	5	100%
Black	6	83%
Hispanic	10	100%
Two or More Races	3	100%
White	47	98%
<b>DLND</b>	<b>53</b>	<b>92%</b>
Lecture	53	92%
Hispanic	13	100%
Two or More Races	1	100%
White	39	90%
<b>FLAG</b>	<b>40</b>	<b>85%</b>
Lecture	40	85%
Black	6	83%
Hispanic	6	67%
Two or More Races	1	100%
White	27	89%
<b>ONLN</b>	<b>126</b>	<b>84%</b>
Am. Ind	2	100%
Asian	1	100%
Black	13	77%
Hispanic	23	83%
Two or More Races	4	75%
White	83	86%

■ Indicates a success rate of 90% or higher  
■ Indicates a success rate between 70% and 89%  
■ Indicates a success rate below 70%

Course, Campus, IM, and Race/Ethnicity	2017-2018	
	Attempted	% Successful
Behavioral & Social Sciences	11026	80%
CPO2001	230	70%
DAYT	55	76%
Lecture	31	65%
Black	6	83%
Hispanic	2	100%
White	23	57%
Hybrid	24	92%
Black	2	100%
Hispanic	4	100%
White	18	89%
DLND	30	83%
Hybrid	30	83%
Asian	3	100%
Black	2	100%
Hispanic	8	88%
White	17	76%
ONLN	145	66%
Asian	3	67%
Black	14	50%
Hispanic	20	75%
Two or More Races	5	80%
White	103	65%
DEP2001	1	100%
ONLN	1	100%
IS	1	100%
White	1	100%

Course, Campus, IM, and Race/Ethnicity	2017-2018	
	Attempted	% Successful
Behavioral & Social Sciences	11026	80%
DEP2004	1728	83%
DAYT	483	87%
Lecture	323	89%
Asian	10	100%
Black	50	70%
Hispanic	38	92%
Two or More Races	14	86%
White	211	92%
Hybrid	160	84%
Am. Ind	1	100%
Asian	2	100%
Black	36	75%
Hispanic	20	80%
Two or More Races	9	89%
White	92	87%
DELTA	67	82%
Lecture	67	82%
Asian	2	100%
Black	12	83%
Hispanic	22	86%
Two or More Races	2	50%
White	29	79%
DLND	197	88%
Lecture	134	87%
Black	13	85%
Hispanic	37	92%
Two or More Races	3	100%
White	81	84%
Hybrid	63	92%
Asian	1	100%
Black	8	100%
Hispanic	9	89%
Two or More Races	3	67%
White	42	93%

■ Indicates a success rate of 90% or higher  
■ Indicates a success rate between 70% and 89%  
■ Indicates a success rate below 70%

## Course Success Rates by IM and Sessions/Sub-sessions (6 of 12)

Course, Campus, IM, and Race/Ethnicity	2017-2018	
	Attempted	% Successful
<b>Behavioral &amp; Social Sciences</b>	<b>11026</b>	<b>80%</b>
DEP2004	1728	83%
FLAG	213	92%
Lecture	213	92%
Am. Ind	1	100%
Asian	5	100%
Black	22	86%
Hispanic	32	91%
Two or More Races	14	93%
White	139	94%
NSB	27	74%
Lecture	15	80%
Black	2	50%
Hispanic	1	100%
White	12	83%
WE	12	67%
Am. Ind	1	0%
Hispanic	1	100%
Two or More Races	2	100%
White	8	63%
ONLN	741	77%
Am. Ind	2	50%
Asian	17	88%
Black	106	66%
Hawaii/Pac	1	100%
Hispanic	122	74%
Two or More Races	27	70%
White	466	81%
DEP2402	1	100%
ONLN	1	100%
IS	1	100%
White	1	100%

Course, Campus, IM, and Race/Ethnicity	2017-2018	
	Attempted	% Successful
<b>Behavioral &amp; Social Sciences</b>	<b>11026</b>	<b>80%</b>
EUH2000	96	71%
DAYT	37	76%
Lecture	37	76%
Asian	1	0%
Black	3	67%
Hawaii/Pac	1	100%
Hispanic	7	100%
Two or More Races	1	0%
White	24	75%
DELT	10	80%
Hybrid	10	80%
Black	1	100%
Hispanic	4	50%
White	5	100%
ONLN	49	65%
Asian	1	100%
Black	3	67%
Hispanic	7	71%
White	38	63%
GEO2000	1025	82%
DAYT	219	85%
Lecture	219	85%
Asian	4	100%
Black	25	72%
Hispanic	31	84%
Two or More Races	10	80%
White	149	87%

## Course Success Rates by IM and Sessions/Sub-sessions (7 of 12)

Course, Campus, IM, and Race/Ethnicity	2017-2018	
	Attempted	% Successful
<b>Behavioral &amp; Social Sciences</b>	<b>11026</b>	<b>80%</b>
<b>GEO2000</b>	<b>1025</b>	<b>82%</b>
<b>DLND</b>	<b>142</b>	<b>84%</b>
<b>Lecture</b>	<b>66</b>	<b>86%</b>
<b>Black</b>	<b>2</b>	<b>50%</b>
<b>Hawaii/Pac</b>	<b>1</b>	<b>0%</b>
<b>Hispanic</b>	<b>16</b>	<b>94%</b>
<b>Two or More Races</b>	<b>8</b>	<b>88%</b>
<b>White</b>	<b>39</b>	<b>87%</b>
<b>Hybrid</b>	<b>76</b>	<b>82%</b>
<b>Asian</b>	<b>3</b>	<b>100%</b>
<b>Black</b>	<b>7</b>	<b>57%</b>
<b>Hispanic</b>	<b>9</b>	<b>89%</b>
<b>Two or More Races</b>	<b>2</b>	<b>50%</b>
<b>White</b>	<b>55</b>	<b>84%</b>
<b>NSB</b>	<b>10</b>	<b>60%</b>
<b>Lecture</b>	<b>10</b>	<b>60%</b>
<b>Two or More Races</b>	<b>2</b>	<b>50%</b>
<b>White</b>	<b>8</b>	<b>63%</b>
<b>ONLN</b>	<b>654</b>	<b>81%</b>
<b>Am. Ind</b>	<b>2</b>	<b>50%</b>
<b>Asian</b>	<b>16</b>	<b>81%</b>
<b>Black</b>	<b>78</b>	<b>68%</b>
<b>Hispanic</b>	<b>110</b>	<b>74%</b>
<b>Two or More Races</b>	<b>31</b>	<b>74%</b>
<b>White</b>	<b>417</b>	<b>86%</b>
<b>GEO2420</b>	<b>350</b>	<b>76%</b>
<b>DLND</b>	<b>22</b>	<b>95%</b>
<b>Lecture</b>	<b>22</b>	<b>95%</b>
<b>Black</b>	<b>1</b>	<b>0%</b>
<b>Hispanic</b>	<b>5</b>	<b>100%</b>
<b>White</b>	<b>16</b>	<b>100%</b>

Course, Campus, IM, and Race/Ethnicity	2017-2018	
	Attempted	% Successful
<b>Behavioral &amp; Social Sciences</b>	<b>11026</b>	<b>80%</b>
<b>GEO2420</b>	<b>350</b>	<b>76%</b>
<b>ONLN</b>	<b>328</b>	<b>75%</b>
<b>Asian</b>	<b>8</b>	<b>75%</b>
<b>Black</b>	<b>29</b>	<b>62%</b>
<b>Hawaii/Pac</b>	<b>1</b>	<b>0%</b>
<b>Hispanic</b>	<b>62</b>	<b>71%</b>
<b>Two or More Races</b>	<b>12</b>	<b>83%</b>
<b>White</b>	<b>216</b>	<b>77%</b>
<b>INP1390</b>	<b>31</b>	<b>87%</b>
<b>ONLN</b>	<b>31</b>	<b>87%</b>
<b>Black</b>	<b>3</b>	<b>67%</b>
<b>Hispanic</b>	<b>4</b>	<b>100%</b>
<b>Two or More Races</b>	<b>1</b>	<b>100%</b>
<b>White</b>	<b>23</b>	<b>87%</b>
<b>INR2002</b>	<b>208</b>	<b>82%</b>
<b>DAYT</b>	<b>70</b>	<b>83%</b>
<b>Lecture</b>	<b>70</b>	<b>83%</b>
<b>Am. Ind</b>	<b>1</b>	<b>100%</b>
<b>Asian</b>	<b>1</b>	<b>0%</b>
<b>Black</b>	<b>7</b>	<b>86%</b>
<b>Hispanic</b>	<b>7</b>	<b>57%</b>
<b>Two or More Races</b>	<b>6</b>	<b>67%</b>
<b>White</b>	<b>48</b>	<b>90%</b>
<b>DLND</b>	<b>18</b>	<b>100%</b>
<b>Hybrid</b>	<b>18</b>	<b>100%</b>
<b>Asian</b>	<b>1</b>	<b>100%</b>
<b>Hispanic</b>	<b>4</b>	<b>100%</b>
<b>White</b>	<b>13</b>	<b>100%</b>

## Course Success Rates by IM and Sessions/Sub-sessions (8 of 12)

Course, Campus, IM, and Race/Ethnicity	2017-2018	
	Attempted	% Successful
<b>Behavioral &amp; Social Sciences</b>	<b>11026</b>	<b>80%</b>
<b>INR2002</b>	<b>208</b>	<b>82%</b>
<b>ONLN</b>	<b>120</b>	<b>78%</b>
Asian	1	0%
Black	16	69%
Hispanic	20	70%
Two or More Races	6	83%
White	77	83%
<b>PHI2010</b>	<b>579</b>	<b>77%</b>
<b>DAYT</b>	<b>116</b>	<b>82%</b>
Lecture	116	82%
Asian	2	100%
Black	8	50%
Hispanic	19	84%
Two or More Races	5	80%
White	82	84%
<b>FLAG</b>	<b>60</b>	<b>78%</b>
Lecture	60	78%
Asian	1	100%
Black	5	60%
Hispanic	12	92%
Two or More Races	4	75%
White	38	76%
<b>ONLN</b>	<b>403</b>	<b>75%</b>
Asian	4	75%
Black	53	72%
Hispanic	72	68%
Two or More Races	15	60%
White	259	79%

Course, Campus, IM, and Race/Ethnicity	2017-2018	
	Attempted	% Successful
<b>Behavioral &amp; Social Sciences</b>	<b>11026</b>	<b>80%</b>
<b>PHI2600</b>	<b>61</b>	<b>74%</b>
<b>DAYT</b>	<b>18</b>	<b>78%</b>
Lecture	18	78%
Am. Ind	1	0%
Two or More Races	2	100%
White	15	80%
<b>ONLN</b>	<b>43</b>	<b>72%</b>
Black	6	50%
Hispanic	4	75%
Two or More Races	2	100%
White	31	74%
<b>POS2041</b>	<b>708</b>	<b>85%</b>
<b>DAYT</b>	<b>205</b>	<b>85%</b>
Lecture	122	81%
Asian	2	100%
Black	18	61%
Hispanic	11	73%
Two or More Races	3	33%
White	88	88%
<b>Hybrid</b>	<b>83</b>	<b>92%</b>
Am. Ind	1	100%
Asian	3	100%
Black	7	86%
Hispanic	16	94%
Two or More Races	4	75%
White	52	92%
<b>DLND</b>	<b>47</b>	<b>87%</b>
Lecture	12	83%
Asian	1	100%
Black	1	0%
Hispanic	4	100%
White	6	83%

■ Indicates a success rate of 90% or higher  
■ Indicates a success rate between 70% and 89%  
■ Indicates a success rate below 70%

## Course Success Rates by IM and Sessions/Sub-sessions (9 of 12)

Course, Campus, IM, and Race/Ethnicity	2017-2018	
	Attempted	% Successful
<b>Behavioral &amp; Social Sciences</b>	<b>11026</b>	<b>80%</b>
<b>POS2041</b>	<b>708</b>	<b>85%</b>
<b>DLND</b>	<b>47</b>	<b>87%</b>
<b>Hybrid</b>	<b>35</b>	<b>89%</b>
<b>Asian</b>	<b>2</b>	<b>50%</b>
<b>Black</b>	<b>1</b>	<b>0%</b>
<b>Hispanic</b>	<b>7</b>	<b>86%</b>
<b>White</b>	<b>25</b>	<b>96%</b>
<b>FLAG</b>	<b>94</b>	<b>95%</b>
<b>Lecture</b>	<b>94</b>	<b>95%</b>
<b>Asian</b>	<b>3</b>	<b>100%</b>
<b>Black</b>	<b>5</b>	<b>100%</b>
<b>Hispanic</b>	<b>16</b>	<b>94%</b>
<b>Two or More Races</b>	<b>4</b>	<b>75%</b>
<b>White</b>	<b>66</b>	<b>95%</b>
<b>ONLN</b>	<b>362</b>	<b>81%</b>
<b>Am. Ind</b>	<b>1</b>	<b>100%</b>
<b>Asian</b>	<b>2</b>	<b>100%</b>
<b>Black</b>	<b>46</b>	<b>70%</b>
<b>Hispanic</b>	<b>50</b>	<b>80%</b>
<b>Two or More Races</b>	<b>17</b>	<b>65%</b>
<b>White</b>	<b>246</b>	<b>85%</b>
<b>POS2112</b>	<b>27</b>	<b>78%</b>
<b>ONLN</b>	<b>27</b>	<b>78%</b>
<b>Black</b>	<b>6</b>	<b>50%</b>
<b>Hispanic</b>	<b>1</b>	<b>100%</b>
<b>White</b>	<b>20</b>	<b>85%</b>

Course, Campus, IM, and Race/Ethnicity	2017-2018	
	Attempted	% Successful
<b>Behavioral &amp; Social Sciences</b>	<b>11026</b>	<b>80%</b>
<b>PPE2001</b>	<b>163</b>	<b>93%</b>
<b>DAYT</b>	<b>17</b>	<b>94%</b>
<b>Lecture</b>	<b>17</b>	<b>94%</b>
<b>Black</b>	<b>1</b>	<b>100%</b>
<b>Hispanic</b>	<b>1</b>	<b>100%</b>
<b>White</b>	<b>15</b>	<b>93%</b>
<b>FLAG</b>	<b>61</b>	<b>95%</b>
<b>Lecture</b>	<b>61</b>	<b>95%</b>
<b>Black</b>	<b>3</b>	<b>100%</b>
<b>Hispanic</b>	<b>13</b>	<b>92%</b>
<b>Two or More Races</b>	<b>3</b>	<b>100%</b>
<b>White</b>	<b>42</b>	<b>95%</b>
<b>ONLN</b>	<b>85</b>	<b>92%</b>
<b>Am. Ind</b>	<b>1</b>	<b>100%</b>
<b>Asian</b>	<b>1</b>	<b>100%</b>
<b>Black</b>	<b>6</b>	<b>83%</b>
<b>Hispanic</b>	<b>19</b>	<b>95%</b>
<b>Two or More Races</b>	<b>4</b>	<b>50%</b>
<b>White</b>	<b>54</b>	<b>94%</b>
<b>PSY1012</b>	<b>3223</b>	<b>77%</b>
<b>DAYT</b>	<b>1062</b>	<b>79%</b>
<b>Lecture</b>	<b>861</b>	<b>80%</b>
<b>Am. Ind</b>	<b>3</b>	<b>100%</b>
<b>Asian</b>	<b>21</b>	<b>81%</b>
<b>Black</b>	<b>173</b>	<b>65%</b>
<b>Hispanic</b>	<b>117</b>	<b>80%</b>
<b>Two or More Races</b>	<b>32</b>	<b>84%</b>
<b>White</b>	<b>515</b>	<b>84%</b>

■ Indicates a success rate of 90% or higher  
■ Indicates a success rate between 70% and 89%  
■ Indicates a success rate below 70%



## Course Success Rates by IM and Sessions/Sub-sessions (10 of 12)

Course, Campus, IM, and Race/Ethnicity	2017-2018	
	Attempted	% Successful
<b>Behavioral &amp; Social Sciences</b>	<b>11026</b>	<b>80%</b>
<b>PSY1012</b>	<b>3223</b>	<b>77%</b>
Hybrid	201	75%
Am. Ind	1	100%
Asian	3	100%
Black	45	44%
Hawaii/Pac	1	100%
Hispanic	31	81%
Two or More Races	9	78%
White	111	85%
<b>DELT</b>	<b>178</b>	<b>81%</b>
Lecture	115	80%
Black	19	63%
Hispanic	57	81%
Two or More Races	6	100%
White	33	85%
Hybrid	63	84%
Black	6	100%
Hispanic	28	75%
Two or More Races	3	100%
White	26	88%
<b>DLND</b>	<b>391</b>	<b>82%</b>
Lecture	195	81%
Asian	2	100%
Black	15	80%
Hispanic	56	82%
Two or More Races	11	64%
White	111	82%

Course, Campus, IM, and Race/Ethnicity	2017-2018	
	Attempted	% Successful
<b>Behavioral &amp; Social Sciences</b>	<b>11026</b>	<b>80%</b>
<b>PSY1012</b>	<b>3223</b>	<b>77%</b>
DLND	391	82%
Hybrid	196	84%
Asian	4	75%
Black	17	82%
Hispanic	50	86%
Two or More Races	2	50%
White	123	84%
<b>FLAG</b>	<b>309</b>	<b>87%</b>
Lecture	259	86%
Asian	10	70%
Black	24	92%
Hispanic	44	77%
Two or More Races	12	92%
White	169	89%
Hybrid	50	90%
Asian	3	100%
Black	6	100%
Hispanic	10	90%
Two or More Races	3	100%
White	28	86%
<b>NSB</b>	<b>80</b>	<b>64%</b>
Lecture	43	60%
Black	7	0%
Hispanic	2	50%
Two or More Races	2	100%
White	32	72%
Hybrid	37	68%
Black	2	100%
Hispanic	2	100%
Two or More Races	1	100%
White	32	63%

■ Indicates a success rate of 90% or higher  
■ Indicates a success rate between 70% and 89%  
■ Indicates a success rate below 70%

## Course Success Rates by IM and Sessions/Sub-sessions (11 of 12)

Course, Campus, IM, and Race/Ethnicity	2017-2018	
	Attempted	% Successful
<b>Behavioral &amp; Social Sciences</b>	<b>11026</b>	<b>80%</b>
<b>PSY1012</b>	<b>3223</b>	<b>77%</b>
<b>Online</b>	<b>1203</b>	<b>71%</b>
Am. Ind	2	50%
Asian	19	84%
Black	190	60%
Hispanic	240	70%
Two or More Races	49	63%
White	703	75%
<b>PSY2934</b>	<b>15</b>	<b>87%</b>
<b>FLAG</b>	<b>15</b>	<b>87%</b>
Lecture	15	87%
Asian	1	100%
Hispanic	2	50%
Two or More Races	1	100%
White	11	91%
<b>SOP2772</b>	<b>11</b>	<b>82%</b>
<b>DAYT</b>	<b>11</b>	<b>82%</b>
Lecture	11	82%
Black	2	50%
Hispanic	1	0%
White	8	100%
<b>SYG2000</b>	<b>705</b>	<b>75%</b>
<b>DAYT</b>	<b>182</b>	<b>73%</b>
Lecture	182	73%
Asian	4	75%
Black	28	61%
Hispanic	28	79%
Two or More Races	12	67%
White	110	75%

Course, Campus, IM, and Race/Ethnicity	2017-2018	
	Attempted	% Successful
<b>Behavioral &amp; Social Sciences</b>	<b>11026</b>	<b>80%</b>
<b>SYG2000</b>	<b>705</b>	<b>75%</b>
<b>Online</b>	<b>523</b>	<b>76%</b>
Am. Ind	3	100%
Asian	12	67%
Black	86	67%
Hawaii/Pac	2	100%
Hispanic	77	66%
Two or More Races	24	71%
White	319	80%
<b>SYG2010</b>	<b>205</b>	<b>86%</b>
<b>Online</b>	<b>205</b>	<b>86%</b>
Am. Ind	2	100%
Asian	3	100%
Black	28	71%
Hispanic	27	89%
Two or More Races	9	67%
White	136	89%
<b>WOH2012</b>	<b>62</b>	<b>69%</b>
<b>FLAG</b>	<b>11</b>	<b>82%</b>
Hybrid	11	82%
Black	1	100%
Hispanic	3	100%
Two or More Races	1	100%
White	6	67%

■ Indicates a success rate of 90% or higher  
■ Indicates a success rate between 70% and 89%  
■ Indicates a success rate below 70%

## Course Success Rates by IM and Sessions/Sub-sessions (12 of 12)

Course, Campus, IM, and Race/Ethnicity	2017-2018	
	Attempted	% Successful
<b>Behavioral &amp; Social Sciences</b>	<b>11,026</b>	<b>80%</b>
WOH2012	62	69%
Online	51	67%
Am. Ind	1	0%
Asian	1	100%
Black	5	80%
Hispanic	6	33%
Two or More Races	4	75%
White	34	71%
WOH2022	1	100%
Online	1	100%
IS	1	100%
White	1	100%
<b>Grand Total</b>	<b>11,265</b>	<b>80%</b>

■ Indicates a success rate of 90% or higher  
■ Indicates a success rate between 70% and 89%  
■ Indicates a success rate below 70%

## Course Success Rates for Dual Enrolled Students

Course	2017-2018		2017-2018 Overall
	Attempted	% Successful	
AMH2010	201	87%	77%
AMH2020	204	95%	81%
AMH2058	1	100%	81%
CLP2140	9	89%	89%
CPO2001	15	87%	70%
DEP2004	119	94%	83%
EUH2000	13	85%	70%
GEO2000	54	94%	82%
GEO2420	26	92%	76%
INR2002	11	91%	81%
PHI2010	26	92%	77%
PHI2600	2	50%	74%
POS2041	140	90%	85%
POS2112	2	100%	80%
PPE2001	7	100%	93%
PSY1012	336	92%	77%
SOP2772	1	100%	85%
SYG2000	36	94%	75%
SYG2010	23	91%	86%
WOH2012	8	100%	69%
<b>Total</b>	<b>1,234</b>	<b>92%</b>	

■ Indicates a success rate of 90% or higher  
■ Indicates a success rate between 70% and 89%  
■ Indicates a success rate below 70%

## Grade Distribution (1 of 5)

Major	Term	Course	2017-2018 (SU17, FA17, SP18)								
			A	B	C	D	F	FNs	Ws	W1s	
2007 - Human Serv.- Addictions Spec.	Summer 2017	HUS1850	1	0	0	0	0	0	0	0	0
		HUS2851	2	0	0	0	0	0	0	0	0
	Summer 2017 Total		3(100%)	0(0%)	0(0%)	0(0%)	0(0%)	0(0%)	0(0%)	0(0%)	0(0%)
	Fall 2017	HUS1001	5	9	1	0	1	2	1	2	
		HUS1421	5	12	0	1	1	0	1	0	
		HUS1423	5	2	0	0	0	0	1	0	
		HUS1424	9	6	0	0	0	1	0	2	
		HUS1850	2	1	0	0	0	0	0	0	
		HUS2050	1	4	2	0	0	0	0	0	
		HUS2111	4	1	1	0	1	0	0	0	
		HUS2320	4	4	0	0	0	0	0	0	
		HUS2500	7	4	1	0	2	0	2	1	
	HUS2851	1	0	0	0	0	0	0	0		
	Fall 2017 Total		43(39.1%)	43(39.1%)	5(4.5%)	1(0.9%)	5(4.5%)	3(2.7%)	5(4.5%)	5(4.5%)	

## Grade Distribution (2 of 5)

Major	Term	Course	2017-2018 (SU17, FA17, SP18)								
			A	B	C	D	F	FNs	Ws	W1s	
2007 - Human Serv.- Addictions Spec.	Spring 2018	HUS1001	5	6	2	1	0	0	0	0	1
		HUS1421	3	5	1	0	0	0	0	2	0
		HUS1423	5	2	2	0	0	0	0	1	1
		HUS1424	3	5	1	0	1	0	1	1	1
		HUS1850	8	1	0	0	0	0	0	0	0
		HUS2050	3	4	3	1	1	0	0	0	0
		HUS2111	4	4	1	0	0	1	1	0	0
		HUS2320	6	1	1	0	0	0	0	0	0
		HUS2540	10	2	1	0	1	1	0	0	0
		HUS2851	9	0	0	0	0	0	0	0	0
		PSB2442	11	7	0	1	1	0	2	1	
<b>Spring 2018 Total</b>			<b>67(49.3%)</b>	<b>37(27.2%)</b>	<b>12(8.8%)</b>	<b>3(2.2%)</b>	<b>4(2.9%)</b>	<b>2(1.5%)</b>	<b>7(5.1%)</b>	<b>4(2.9%)</b>	

## Grade Distribution (3 of 5)

Major	Term	Course	2017-2018 (SU17, FA17, SP18)							
			A	B	C	D	F	FNs	Ws	W1s
Behavioral & Social Sciences	Summer 2017	AMH2010	24	31	14	6	6	0	11	6
		AMH2020	29	44	19	2	7	0	10	1
		CLP2140	9	18	7	3	1	5	1	0
		CPO2001	7	9	11	0	3	0	5	4
		DEP2004	114	68	44	8	8	4	13	8
		GEO2000	83	46	14	4	5	0	5	5
		GEO2420	42	28	17	6	8	2	5	2
		INP1390	10	5	1	0	0	0	1	1
		INR2002	13	4	0	0	0	0	1	0
		PHI2010	31	15	21	2	6	4	4	0
		PHI2600	5	6	3	0	3	1	0	0
		POS2041	62	25	19	2	2	1	4	7
		PSY1012	178	134	55	18	20	2	14	28
		SYG2000	63	35	16	10	7	1	11	3
		SYG2010	24	22	6	3	2	2	1	0
Summer 2017 Total			694(39.7%)	490(28.1%)	247(14.1%)	64(3.7%)	78(4.5%)	22(1.3%)	86(4.9%)	65(3.7%)

## Grade Distribution (4 of 5)

Major	Term	Course	2017-2018 (SU17, FA17, SP18)							
			A	B	C	D	F	FNs	Ws	W1s
Behavioral & Social Sciences	Fall 2017	AMH2010	54	89	38	15	16	8	18	2
		AMH2020	83	103	42	17	20	7	16	10
		AMH2058	4	11	5	0	0	0	2	3
		AMH2091	3	5	1	1	5	0	0	0
		CLP2140	42	32	17	3	4	0	3	1
		CPO2001	24	28	7	6	11	4	7	3
		DEP2001	1	0	0	0	0	0	0	0
		DEP2004	305	209	125	19	47	12	26	21
		DEP2402	1	0	0	0	0	0	0	0
		EUH2000	4	16	16	3	6	3	4	0
		GEO2000	177	94	58	15	16	11	18	32
		GEO2420	37	30	19	4	5	4	4	7
		INP1390	2	1	8	1	0	1	0	0
		INR2002	50	23	20	3	4	1	4	5
		PHI2010	59	55	39	17	10	5	8	3
		PHI2600	15	8	8	6	4	1	0	1
		POS2041	121	99	57	15	6	3	12	9
		POS2112	6	2	4	2	0	0	0	0
		PPE2001	31	28	10	0	3	0	3	0
		PSY1012	481	451	270	70	125	68	76	68
		PSY2934	2	7	4	0	1	1	0	0
		SOP2772	5	6	0	1	1	0	0	0
		SYG2000	121	48	23	8	38	9	12	19
SYG2010	37	18	6	1	0	4	2	4		
WOH2012	3	11	7	1	0	0	2	1		
WOH2022	0	1	0	0	0	0	0	0		
<b>Fall 2017 Total</b>			<b>1668(34%)</b>	<b>1375(28%)</b>	<b>784(16%)</b>	<b>208(4.2%)</b>	<b>322(6.6%)</b>	<b>142(2.9%)</b>	<b>217(4.4%)</b>	<b>189(3.9%)</b>



## Grade Distribution (5 of 5)

Major	Term	Course	2017-2018 (SU17, FA17, SP18)							
			A	B	C	D	F	FNs	Ws	W1s
Behavioral & Social Sciences	Spring 2018	AMH2010	52	78	30	7	10	0	9	9
		AMH2020	117	96	31	8	13	8	5	10
		AMH2058	11	12	12	0	2	2	2	2
		AMH2091	4	5	3	1	2	1	4	1
		CLP2140	69	50	17	2	3	1	3	2
		CPO2001	18	32	27	1	9	5	8	5
		DEP2004	273	211	113	15	35	13	29	34
		EUH2000	5	19	8	6	2	0	3	2
		GEO2000	184	126	77	24	26	4	13	13
		GEO2420	38	39	24	8	14	4	8	4
		INR2002	31	23	11	3	1	3	7	9
		PHI2010	105	80	44	22	17	12	17	10
		POS2041	110	67	51	4	23	0	13	9
		POS2112	9	1	2	0	2	0	1	1
		PPE2001	27	41	16	0	4	1	0	0
		PSY1012	429	349	185	51	76	26	47	66
		SYG2000	149	51	32	9	22	4	16	10
		SYG2010	36	20	13	4	2	1	1	2
	WOH2012	7	12	3	0	5	0	7	3	
	Spring 2018 Total		1674(36.5%)	1312(28.6%)	699(15.2%)	165(3.6%)	268(5.8%)	85(1.9%)	193(4.2%)	192(4.2%)

## Average Class Size by Course (1 of 3)

Major and Associated Courses		2014-2015		2015-2016		2016-2017		2017-2018	
		Sections	Avg. Size	Sections	Avg. Size	Sections	Avg. Size	Sections	Avg. Size
2007 - Human Serv.- Addictions Spec.	HUS1001	3	23	3	24	5	15	2	18
	HUS1332	1	13	1	13				
	HUS1400	2	25	1	21				
	HUS1421	2	8	2	13	2	14	2	16
	HUS1423	2	13	3	13	3	15	2	10
	HUS1424	2	14	2	14	1	12	2	15
	HUS1450	1	20						
	HUS1850					3	4	3	4
	HUS2050					2	14	2	10
	HUS2111			1	14	2	20	2	9
	HUS2308	1	15	1	18				
	HUS2320			2	15	1	9	2	8
	HUS2424								
	HUS2425	1	18						
	HUS2441	1	19	1	11	1	11		
	HUS2500	3	14	2	17	1	25	1	17
	HUS2520	1	22	1	13	1	20		
	HUS2540					1	9	1	15
	HUS2851					3	4		
	HUS2852					1	2	3	4
HUS2933	1	15	1	7					
PSB2442	2	13	1	26	2	19	1	23	
	<b>Total</b>	<b>23</b>	<b>16</b>	<b>22</b>	<b>16</b>	<b>29</b>	<b>12</b>	<b>23</b>	<b>11</b>

Years are reporting years, SU-SP.

Blank cells or missing years indicate no enrollment.

To prevent data from skewing, the following instructional methods are excluded: CL - Clinical, CO - Co-op, D - Directed Independent Stu, IN - Internship (BSED), JT - On Job Training, LB - Lab, OL - Open Lab

Source: IR Program Assessment Data

## Average Class Size by Course (2 of 3)

Dept. and Associated Courses	2014-2015		2015-2016		2016-2017		2017-2018	
	Sections	Avg. Size	Sections	Avg. Size	Sections	Avg. Size	Sections	Avg. Size
AMH2010	19	26	18	33	19	32	19	28
AMH2020	28	27	25	37	27	33	26	27
AMH2057	2	12						
AMH2058	2	30	2	29	2	30	2	34
AMH2059	2	19	1	22	1	16		
AMH2091	5	27	3	33	3	20	2	18
CLP2140	7	33	7	35	9	28	9	33
CPO2001	12	23	7	24	9	28	8	29
Behavioral & Social Sciences DEP2001	1	54	1	35			1	1
DEP2004	38	34	35	39	35	42	47	37
DEP2402	1	23	1	21			1	1
DEP2481	1	19	1	12				
EUH2000	2	20	2	24	2	36	5	19
EUH2001								
EUH2905			1	13				
EXP2420	2	29	1	14	1	1		
GEO2000	25	37	24	36	26	38	27	39
GEO2420	8	32	7	42	7	45	7	51

Years are reporting years, SU-SP.

Blank cells or missing years indicate no enrollment.

To prevent data from skewing, the following instructional methods are excluded: CL - Clinical, CO - Co-op, D - Directed Independent Stu, IN - Internship (BSED), JT - On Job Training, LB - Lab, OL - Open Lab

Source: IR Program Assessment Data

## Average Class Size by Course (3 of 3)

Dept. and Associated Courses		2014-2015		2015-2016		2016-2017		2017-2018	
		Sections	Avg. Size	Sections	Avg. Size	Sections	Avg. Size	Sections	Avg. Size
Behavioral & Social Sciences	INP1390	3	27	3	19	2	15	2	16
	INR2002	8	30	6	34	6	42	6	36
	PHI2001	9	32	1	41				
	PHI2010			6	38	8	41	12	49
	PHI2100	1	19	1	16	1	13		
	PHI2600	5	36	6	37	5	30	3	20
	POS2001	3	34	3	24	3	14		
	POS2041	26	31	28	32	27	31	27	27
	POS2112	8	28	6	26	5	25	2	15
	PPE2001	5	28	5	31	6	22	5	33
	PSY1012	78	43	82	41	93	38	87	38
	PSY2931					2	1		
	PSY2932					1	1		
	PSY2933	1	25	1	30	1	34		
	PSY2934	2	18	1	22	2	14	1	15
	PSY2935			1	15	1	1		
	PSY2936	1	14						
	SOP2002	4	22	1	26	2	17		
	SOP2772	2	29	1	20	1	21	1	13
	SYG2000	18	33	17	44	17	44	16	45
	SYG2010	1	38	1	75	3	65	3	70
	SYG2430	1	15						
	WOH2012	2	27	2	16	2	1	3	21
WOH2022	1	29	2	19	1	12	1	1	
<b>Total</b>		<b>340</b>	<b>33</b>	<b>332</b>	<b>35</b>	<b>330</b>	<b>35</b>	<b>346</b>	<b>33</b>

Years are reporting years, SU-SP.

Blank cells or missing years indicate no enrollment.

To prevent data from skewing, the following instructional methods are excluded: CL - Clinical, CO - Co-op, D - Directed Independent Stu, IN - Internship (BSED), JT - On Job Training, LB - Lab, OL - Open Lab

Source: IR Program Assessment Data

## Average Class Size – Multiple Methods Only (1 of 3)

Major or Dept., Associated Courses and Instructional Method			2014-2015		2015-2016		2016-2017		2017-2018		
			Sections	Avg. Size	Sections	Avg. Size	Sections	Avg. Size	Sections	Avg. Size	
2007 - Human Serv.- Addictions Spec.	HUS1424	Hybrid						1	12		
		Lecture						1	18		
	HUS1001	Lecture			2	20	2	8			
		Online			1	32	3	19			
	HUS1850	Lecture					2	6			
		JT					1	2			
	HUS2111	Hybrid					1	25			
		Lecture					1	14			
	HUS2320	Hybrid			1	12	1	9	1	8	
		Lecture			1	17			1	8	
	HUS2500	Lecture									
		Hybrid			1	16					
		Online	3	14	1	17	1	25			
	HUS2851	Lecture					2	4			
		JT					1	3			
	PSB2442	Hybrid					2	19			
Lecture		1	12								
Online		1	14								

### College Total

Instructional Method	2014-15	2015-16	2016-17	2017-18
	Avg. Size	Avg. Size	Avg. Size	Avg. Size
Hybrid	22	21	23	22
Lecture	22	22	21	21
Online	29	30	30	29

To prevent data from skewing, the following instructional methods are excluded: labs associated with lectures, Private/Performance, OJT, clinicals, co-op, DIS, field trips and internships. Years are reporting years, SU-SP. Blank cells or missing years indicate no enrollment.

Source: IR Program Assessment Data

## Average Class Size – Multiple Methods Only (2 of 3)

Major or Dept., Associated Courses and Instructional Method		2014-2015		2015-2016		2016-2017		2017-2018		
		Sections	Avg. Size	Sections	Avg. Size	Sections	Avg. Size	Sections	Avg. Size	
Behavioral & Social Sciences	AMH2010	Hybrid		2	30	3	25	7	27	
		Lecture	9	27	8	27	8	31	3	25
		Online	10	25	8	39	8	36	9	30
	AMH2020	Hybrid			1	16	7	23	9	23
		Lecture	16	24	15	28	8	31	7	23
		Online	12	31	9	55	12	39	10	33
	AMH2091	Lecture	2	22						
		Online	3	31	3	33	3	20	2	18
	CLP2140	Lecture	4	31	4	29	6	25	6	28
		Online	3	37	3	44	3	34	3	42
	CPO2001	Hybrid	3	20	3	18	3	19	3	18
		Lecture	4	27	2	25	4	26	1	32
		Online	5	21	2	32	2	44	4	37
	DEP2004	Hybrid					1	42	9	27
		Lecture	23	32	23	33	20	37	22	34
		Online	15	36	12	51	14	50	16	47
	EUH2000	Hybrid							1	10
		Lecture							2	19
		Online							2	25
	GEO2000	Hybrid					1	34	3	25
Lecture		12	32	13	27	11	32	9	34	
Online		13	41	11	47	14	43	15	45	
GEO2420	Lecture	2	24	1	39	1	32	1	23	
	Online	6	35	6	43	6	47	6	56	

To prevent data from skewing, the following instructional methods are excluded: labs associated with lectures, Private/Performance, OJT, clinicals, co-op, DIS, field trips and internships. Years are reporting years, SU-SP. Blank cells or missing years indicate no enrollment.

Source: IR Program Assessment Data

## Average Class Size – Multiple Methods Only (3 of 3)

Dept., Associated Courses and Instructional Method		2014-2015		2015-2016		2016-2017		2017-2018		
		Sections	Avg. Size	Sections	Avg. Size	Sections	Avg. Size	Sections	Avg. Size	
Behavioral & Social Sciences	Hybrid							1	19	
	INR2002	Lecture	5	25	3	30	3	34	2	36
		Online	3	39	3	37	3	49	3	42
	PHI2001	Lecture	4	27					4	44
		Online	5	37	1	41			8	51
	PHI2010	Lecture			4	37	4	40		
		Online			2	39	4	42		
	PHI2600	Lecture	3	31	3	32	1	13	1	18
		Online	2	44	3	42	4	31	2	22
	POS2041	Hybrid			4	27	2	15	8	15
		Lecture	17	29	15	26	14	25	9	26
		Online	9	34	9	45	11	41	10	37
	POS2112	Lecture	2	25						
		Online	6	29	6	26	5	25	2	15
	PPE2001	Lecture	3	21	2	20	2	17	3	26
		Online	2	37	3	38	3	31	2	43
	PSY1012	Hybrid			1	51	9	32	20	28
		Lecture	59	40	60	37	61	34	43	35
		Online	19	53	21	52	23	49	24	51
	PSY2933	Lecture								
Online		1	25	1	30					
SOP2002	Lecture	4	22							
	Online									
SYG2000	Lecture	9	25	6	36	6	38	5	37	
	Online	9	42	11	48	11	47	11	48	
WOW2012	Hybrid							1	11	
	Online							2	26	

To prevent data from skewing, the following instructional methods are excluded: labs associated with lectures, Private/Performance, OJT, clinicals, co-op, DIS, field trips and internships. Years are reporting years, SU-SP. Blank cells or missing years indicate no enrollment.

Source: IR Program Assessment Data

## Average Class Size Totals

Major or Dept. and Instructional Method		2014-2015		2015-2016		2016-2017		2017-2018	
		Sections	Avg. Size	Sections	Avg. Size	Sections	Avg. Size	Sections	Avg. Size
2007- Human Serv.- Addictions Spec.	JT					3	2		
	Hybrid			2	14	11	15	11	13
	Lecture	19	17	18	15	11	10	11	8
	Online	4	14	2	25	4	21	1	17
Behavioral & Social Sciences	IS					8	1	3	1
	Hybrid	6	21	12	25	26	27	62	24
	Lecture	193	31	168	32	156	32	120	32
	Online	141	36	130	43	140	41	138	43
<b>Total</b>		<b>363</b>	<b>32</b>	<b>332</b>	<b>35</b>	<b>359</b>	<b>33</b>	<b>346</b>	<b>33</b>

### College Total

Instructional Method	2014-2015 Avg. Size	2015-2016 Avg. Size	2016-2017 Avg. Size	2017-2018 Avg. Size
Hybrid	22	21	23	22
Lecture	22	22	21	21
Online	29	30	30	29

To prevent data from skewing, the following instructional methods are excluded: labs associated with lectures, Private/Performance, OJT, clinicals, co-op, DIS, field trips and internships. Years are reporting years, SU-SP. Blank cells or missing years indicate no enrollment.

Source: IR Program Assessment Data



## Average Class Size By Campus (1 of 2)

Courses and Campus	2017-2018	
	Sections	Avg. Size
<b>AMH2010</b>	19	28
Daytona	4	21
Deltona	1	11
DeLand	3	37
Flagler/Palm Coast	2	28
Online	9	30
<b>AMH2020</b>	26	27
Daytona	5	24
Deltona	2	18
DeLand	4	27
Flagler/Palm Coast	4	24
New Smyrna Beach	1	7
Online	10	33
<b>CLP2140</b>	9	33
Daytona	2	36
DeLand	2	27
Flagler/Palm Coast	2	20
Online	3	42
<b>CPO2001</b>	8	29
Daytona	2	28
DeLand	2	15
Online	4	37
<b>DEP2001</b>	1	1
Online	1	1
<b>DEP2004</b>	47	37
Daytona	15	32
Deltona	2	34
DeLand	6	34
Flagler/Palm Coast	6	36
New Smyrna Beach	2	14
Online	16	47
<b>DEP2402</b>	1	1
Online	1	1

Courses and Campus	2017-2018	
	Sections	Avg. Size
<b>EUH2000</b>	5	19
Daytona	2	19
Deltona	1	10
Online	2	25
<b>GEO2000</b>	27	39
Daytona	6	37
DeLand	5	29
New Smyrna Beach	1	11
Online	15	45
<b>GEO2420</b>	7	51
DeLand	1	23
Online	6	56
<b>INP1390</b>	2	16
Online	2	16
<b>INR2002</b>	6	36
Daytona	2	36
DeLand	1	19
Online	3	42
<b>PHI2010</b>	12	49
Daytona	3	39
Flagler/Palm Coast	1	60
Online	8	51
<b>PHI2600</b>	3	20
Daytona	1	18
Online	2	22
<b>POS2041</b>	27	27
Daytona	11	19
DeLand	3	16
Flagler/Palm Coast	3	32
Online	10	37
<b>POS2112</b>	2	15
Online	2	15

## Average Class Size By Campus (2 of 2)

Courses and Campus	2017-2018	
	Sections	Avg. Size
<b>PPE2001</b>	<b>5</b>	<b>33</b>
Daytona	1	18
Flagler/Palm Coast	2	31
Online	2	43
<b>PSY1012</b>	<b>87</b>	<b>38</b>
Daytona	36	30
Deltona	5	36
DeLand	10	40
Flagler/Palm Coast	8	40
New Smyrna Beach	4	21
Online	24	51
<b>PSY2934</b>	<b>1</b>	<b>15</b>
Flagler/Palm Coast	1	15
<b>SOP2772</b>	<b>1</b>	<b>13</b>
Daytona	1	13
<b>SYG2000</b>	<b>16</b>	<b>45</b>
Daytona	5	37
Online	11	48
<b>SYG2010</b>	<b>3</b>	<b>70</b>
Online	3	70
<b>WOH2012</b>	<b>3</b>	<b>21</b>
Flagler/Palm Coast	1	11
Online	2	26
<b>WOH2022</b>	<b>1</b>	<b>1</b>
Online	1	1

## Overall Average Class Size by Campus

Department and Instructional Method		2017-2018	
		Sections	Avg. Size
2007 - Human Serv. - Addictions Spec.	DAYTONA	22	11
	ONLINE	1	17
School of Behavioral and Social Sciences	DAYTONA	96	29
	DELTONA	11	28
	DELAND	37	31
	FLAGLER	30	32
	NSB	8	16
	ONLINE	141	42
TOTAL		346	33

Years are reporting years, SU-SP.  
This includes component of 'CMB, LEC' and mode of 'ON, P, WA, WE'

Source: IR Program Assessment Data

## Graduation Rates

Major	Fall Cohort Year	# in Cohort	Graduated within 150% Time	150% Graduation Rate	Graduated within 200% Time	200% Graduation Rate
0813- Addictions Studies Specialization	2014	4	1	25.0%	1	25.0%
	2015	4	0	0.0%	0	0.0%
	2016 – 200% in progress	5	0	0.0%	0	0.0%
	2017 – in progress	7	1	14.3%	1	14.3%
2007- Human Services	2012	44	5	11.4%	8	18.2%
	2013	40	4	10.0%	6	15.0%
	2014– 200% in progress	20	1	5.0%	1	5.0%
	2015 – in progress	23	1	4.3%	1	4.3%

**College average (150%- 58.3%, 200%- 66.1%)**

Fall Cohort Year includes prior Summer term enrollment in major.

Graduation within 200% time includes graduates within 150% time.

Source: IR Program Assessment Data

## Graduation Rates by Race /Ethnicity

Major	Fall Cohort Year	Race/Ethnicity	# in Cohort	Graduated within 150% Time	150% Graduation Rate	Graduated within 200% Time	200% Graduation Rate
081300 - Social & Human Serv-Addict Cer	2016 – 200% in progress	Black	2	0	0.0%	0	0.0%
		White	3	0	0.0%	0	0.0%
	2017 – in progress	Black	1	0	0.0%	0	0.0%
		White	6	1	16.7%	1	16.7%
200700 - Human Serv. - Addictions A.S.	2014 – 200% in progress	Black	3	0	0.0%	0	0.0%
		Hispanic	2	0	0.0%	0	0.0%
		Two or More Races	2	0	0.0%	0	0.0%
		White	13	1	7.7%	1	7.7%
	2015 – In progress	Asian	1	0	0.0%	0	0.0%
		Black	5	0	0.0%	0	0.0%
		Hispanic	3	0	0.0%	0	0.0%
		White	14	1	7.1%	1	7.1%

**College average (150%- 58.3%, 200%- 66.1%)**

Fall Cohort Year includes prior Summer term enrollment in major.

Graduation within 200% time includes graduates within 150% time.

Source: IR Program Assessment Data

## Persistence Rates

Program and Cohort	Year	Registered	Persistence by DSC		Persistence by Program		Total Persistence
			N	%	N	%	%
0813 ADDICTIONS STUDIES SPEC.	FA16 to SP17	6	0	0%	5	83%	83%
	FA17 to SP18	10	6	60%	2	20%	80%

## Retention Rates

Program and Cohort	Year	Registered	Exclusions	Adjusted Cohort	Retained by DSC		Retained by Program		Total Retained
					N	%	N	%	%
2007 HUMAN SRVS- ADDICT. SPEC.	2013	109	19	90	12	13.33%	45	50.00%	63.33%
	2014	82	12	70	12	17.14%	29	42.86%	60.00%
	2015	72	10	62	5	8.06%	29	46.77%	54.83%
	2016	60	13	47	1	2.00%	20	43.00%	45.00%

**College average (67.1%)**

Registered - Includes all students enrolled in the fall term of the specified year, with the specified program as their primary major.

Exclusions - Includes students who are deceased or graduated fall of the specified year or the following spring or summer.

Retained by DSC - Students who were still registered at DSC the following fall but with a different primary major.

Retained by Program - Students who were registered the following fall with the same primary major.

Source: IR Program Assessment Data

## 2016-2017 Retention Rates by Race/Ethnicity

Major	Fall Term	Registered	Exclusions	Adjusted Cohort	Retained by Program	
					N	%
2007 HUMAN SRVS-ADDICT. SPEC.	Black	10	3	7	4	57%
	Hispanic	5	0	5	1	20%
	Two or More Races	3	0	3	1	33%
	White	42	10	32	14*	44%

*\*one student retained by DSC*

**College average (African American: 49.9%, Hispanic: 66.3%)**

Registered - Includes all students enrolled in the fall term of the specified year, with the specified program as their primary major.

Exclusions - Includes students who are deceased or graduated fall of the specified year or the following spring or summer.

Adjusted Cohort - Registered students less exclusions.

Not retained - Students who were not registered the following fall term.

Retained by DSC - Students who were still registered at DSC the following fall but with a different primary major.

Retained by Program - Students who were registered the following fall with the same primary major.

Source: IR Program Assessment Data

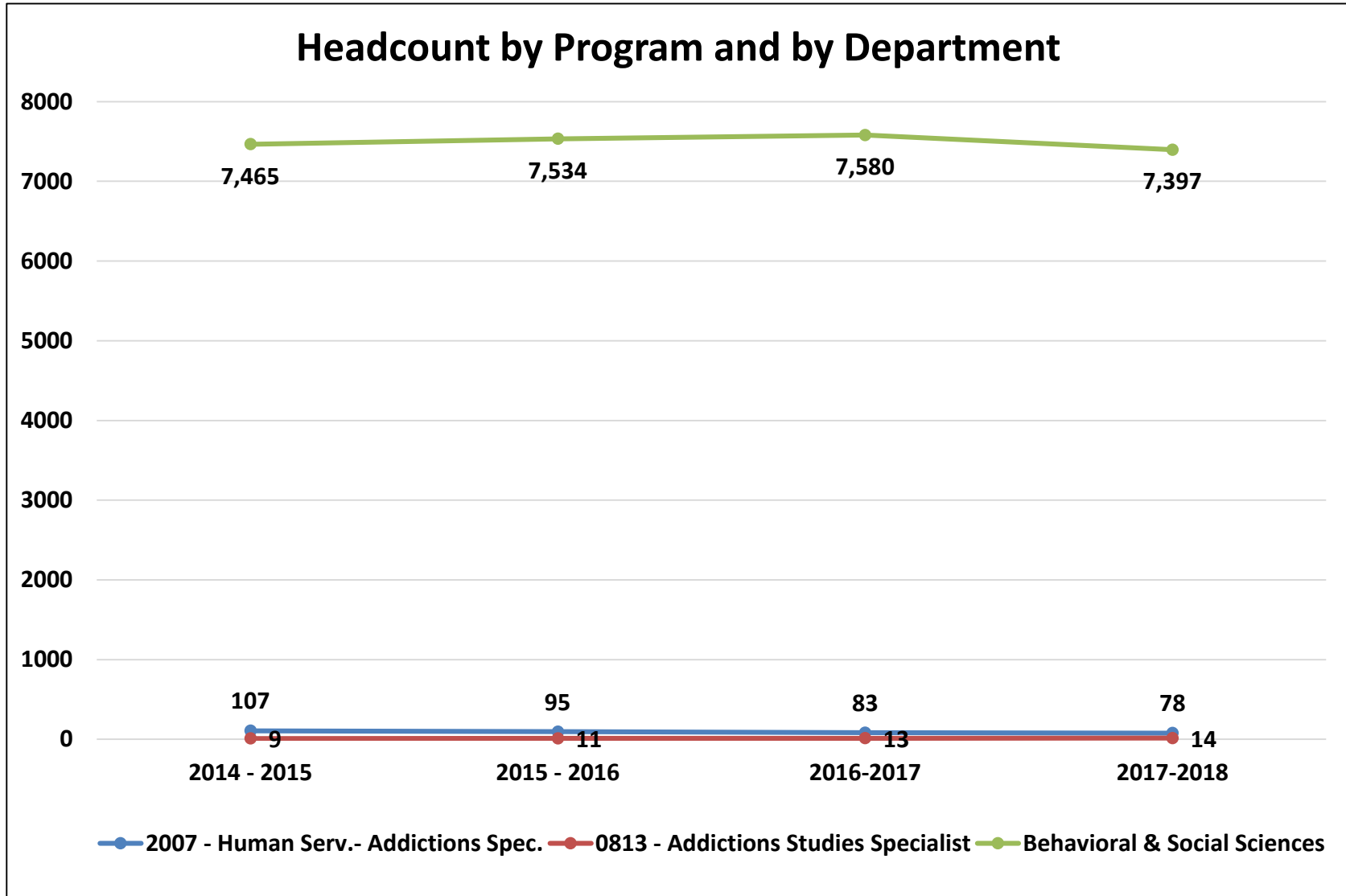


## Placement Rates (College average: 95.5%)

Program Title	Major	2011/12		2012/13		2013/14		2014/15		2015/16		Average Annual Salary
		DSC%	FCS%	DSC%	FCS%	DSC%	FCS%	DSC%	FCS%	DSC%	FCS%	
Addictions Studies Specialization	0813	92%	86%	85%	73%	100%	93%	100%	92%	88%	85%	\$**,***
Human Services - Addictions Specialization	2007	100%	94%	100%	96%	100%	92%	100%	92%	88%	92%	\$**,***

■ Indicates the College average above the State Averages  
■ Indicates the College average same as the State Averages  
■ Indicates the College average below the State Averages

Source: IR Program Assessment Data

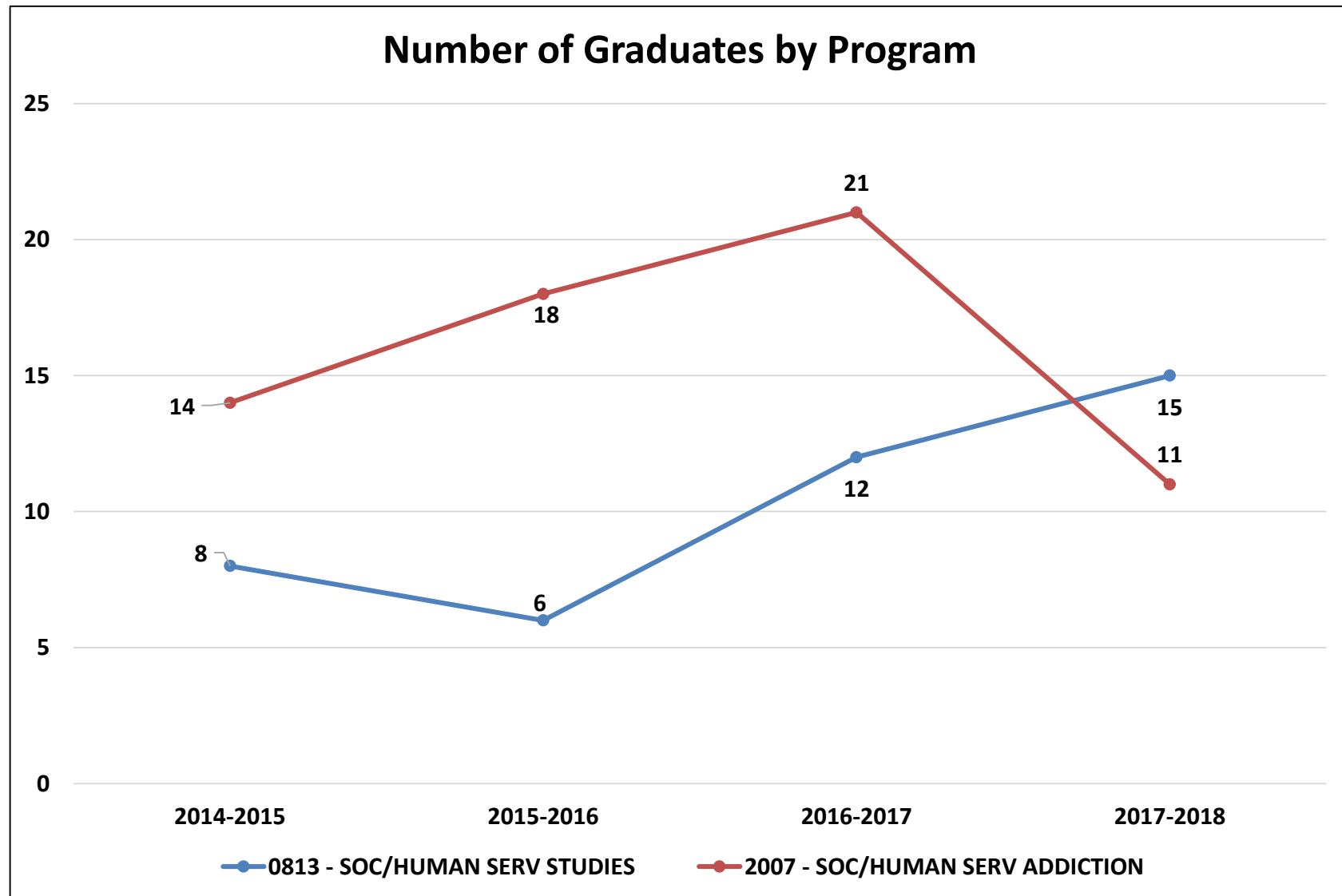


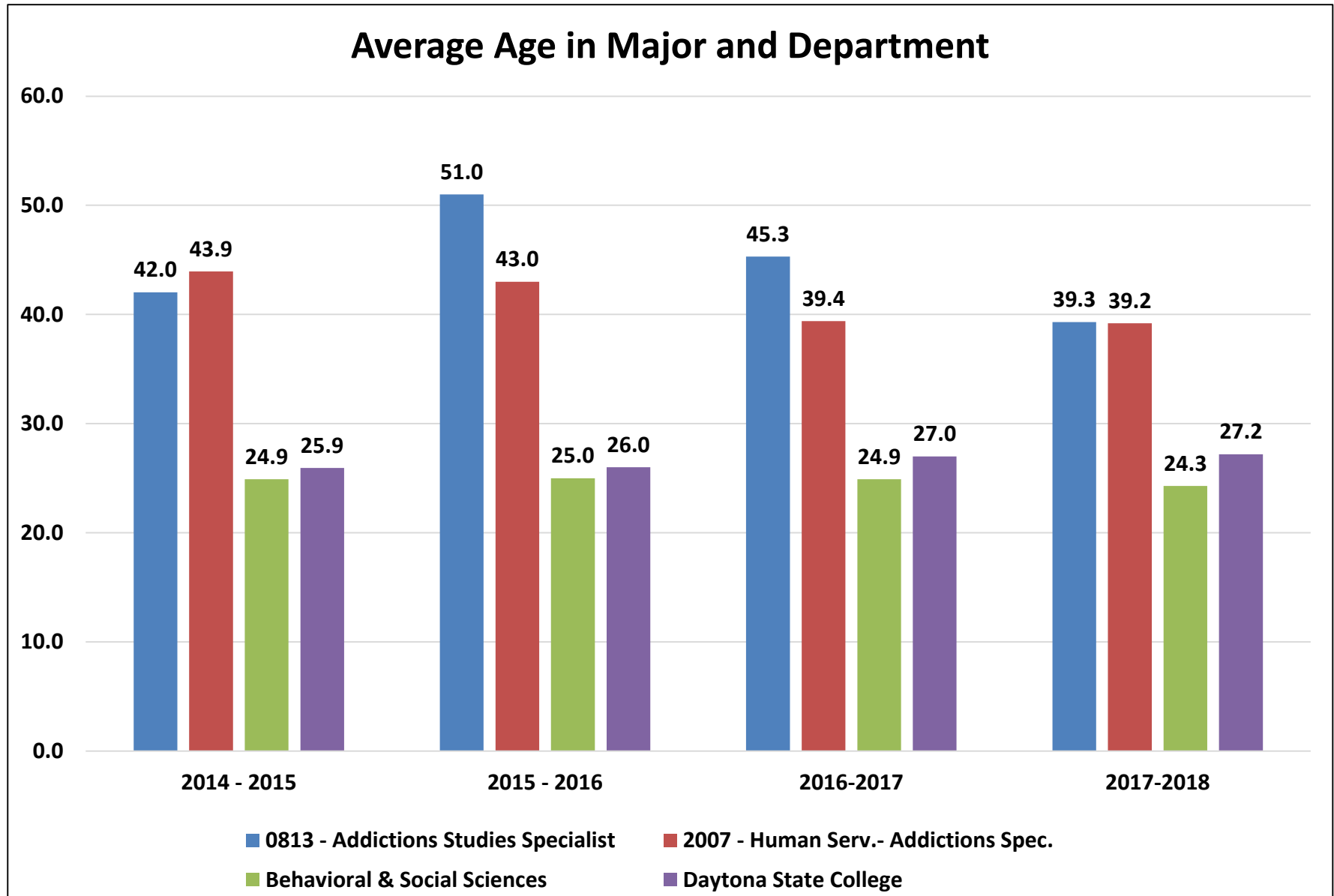
College Enrollment Decreased: 0.7%(14/15); 1.15% (15/16); 3.7%(16/17); 0.7%(17/18)

Dual Enrollment count for 2017-2018: 679

Source: IR Program Assessment Data

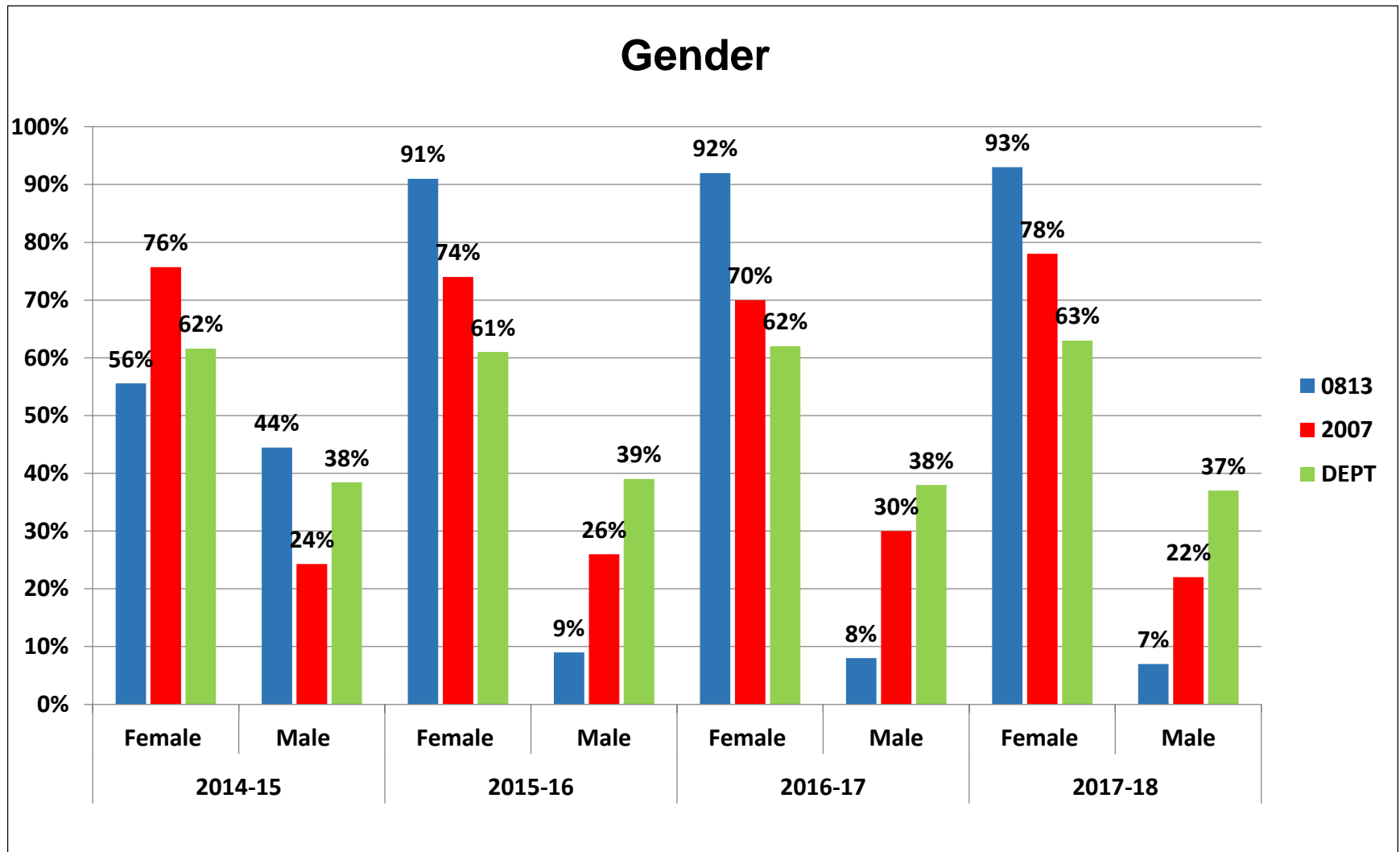
Students are duplicated across programs, unduplicated in the total.





Calculation excludes individuals whose birthdates are not reported.

Source: IR Program Assessment Data



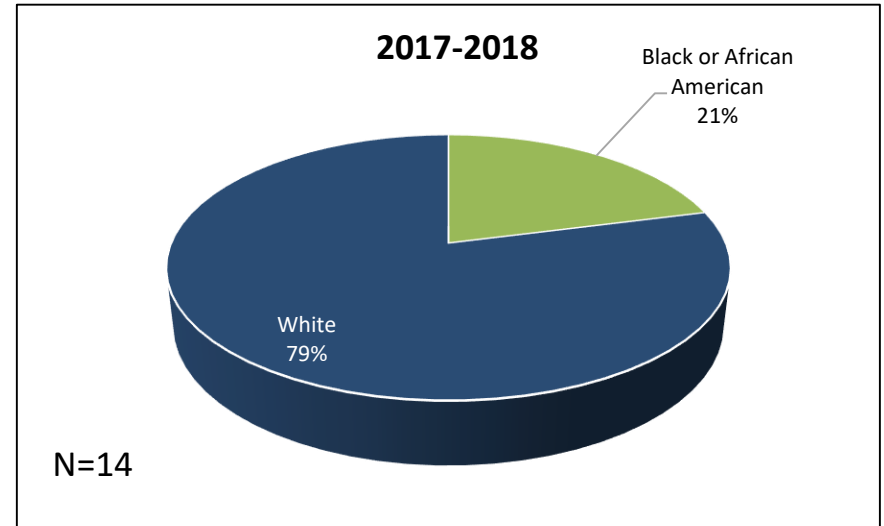
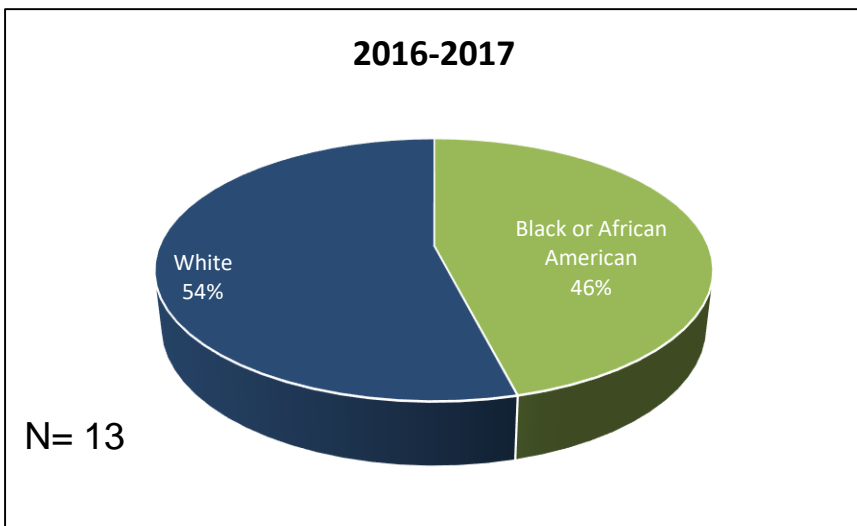
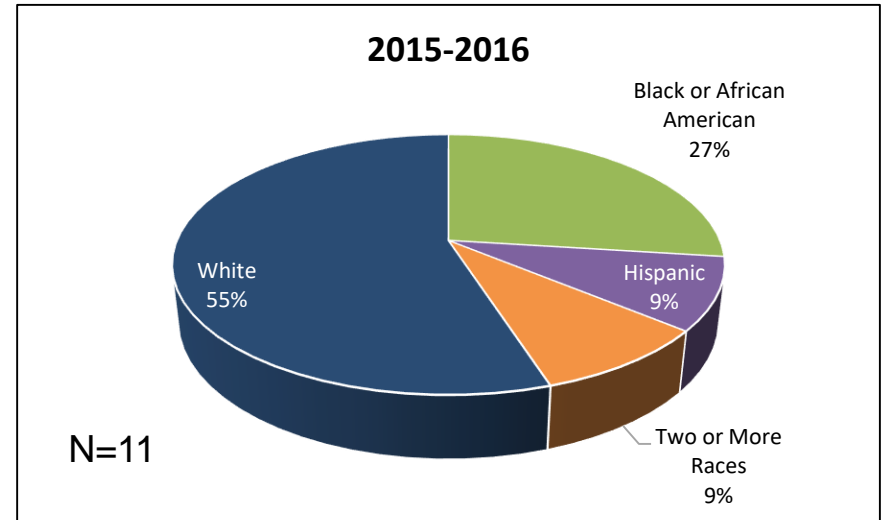
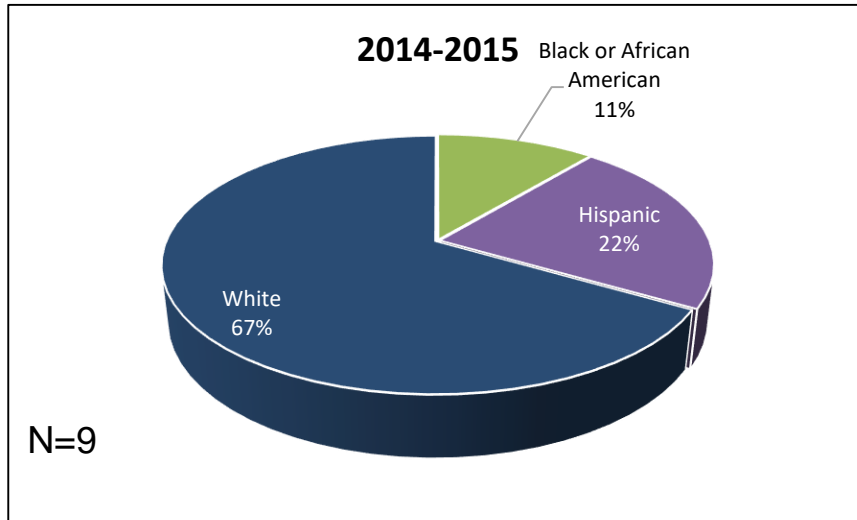
Major	2014-2015		2015-2016		2016-2017		2017-2018	
	Female	Male	Female	Male	Female	Male	Female	Male
Daytona State College	60%	40%	60%	40%	60%	40%	58%	39%

0813 - Addictions Studies Specialist  
 2007 - Human Serv.-Addictions Spec.

Excludes individuals whose gender is not reported.

Source: IR Program Assessment Data

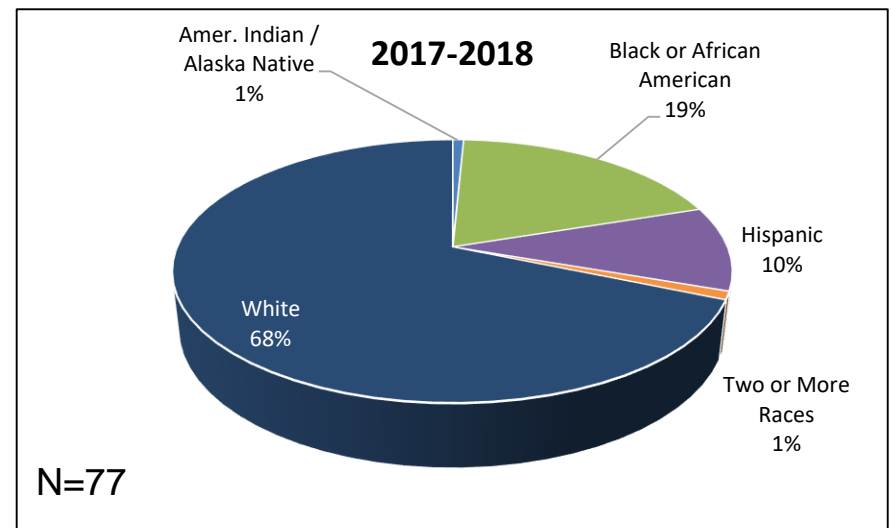
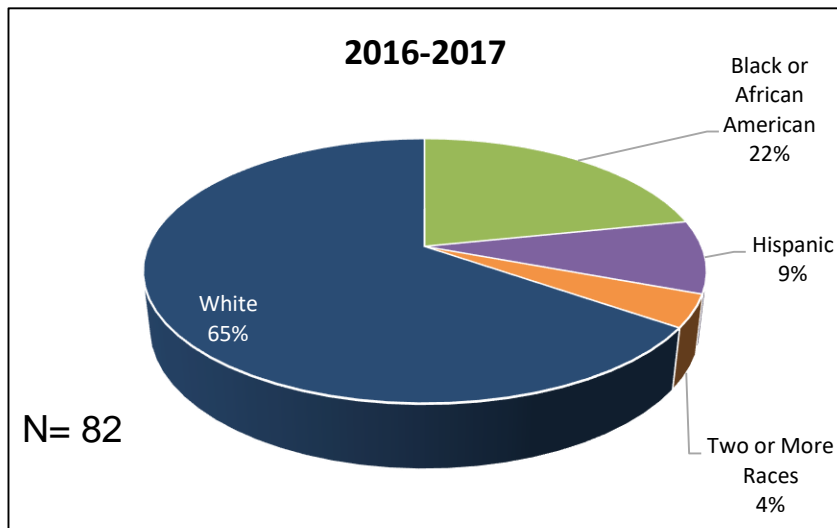
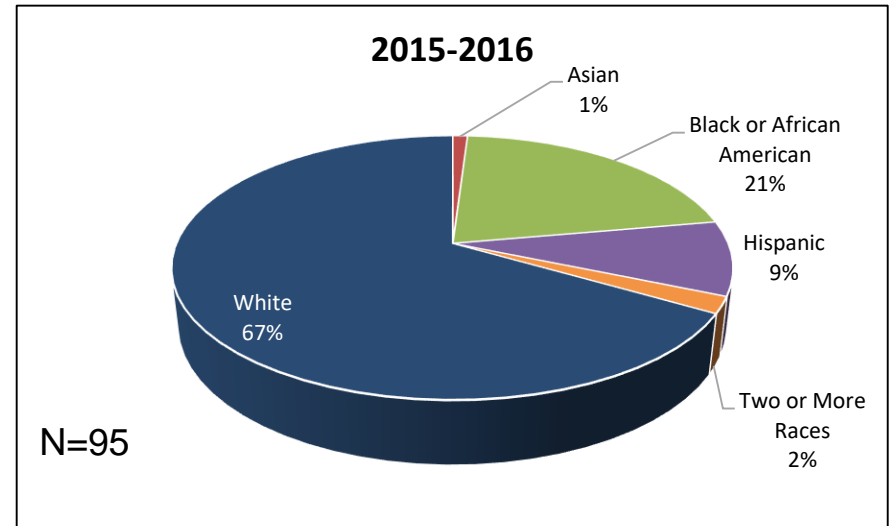
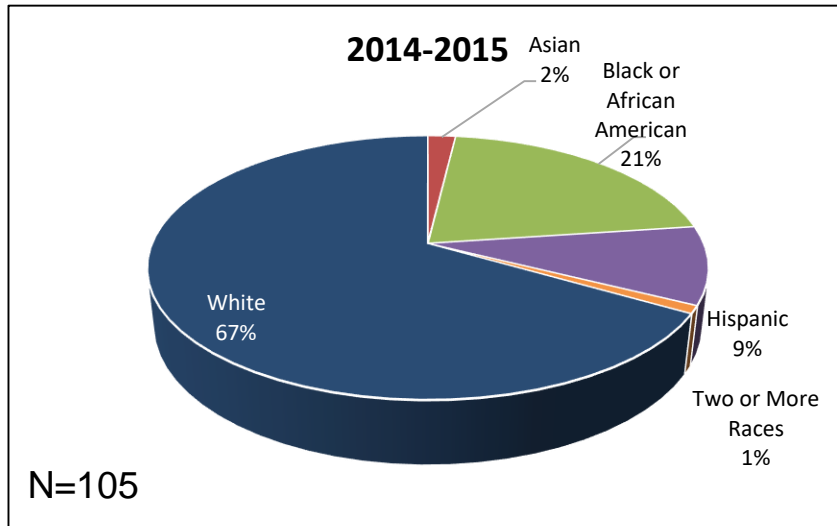
## Enrollment by Race/Ethnicity 0813 – Addictions Studies Specialization



<b>DSC Averages 2017-2018</b>			
Black or African Amer	Hispanic	2 or More Races	White
<b>14%</b>	<b>19%</b>	<b>3%</b>	<b>59%</b>

Excludes individuals whose race / ethnicity is not reported.

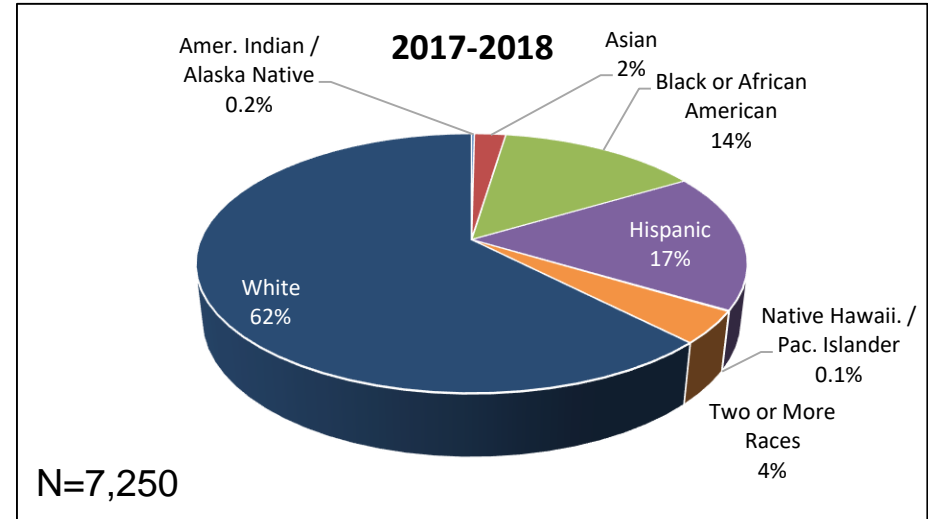
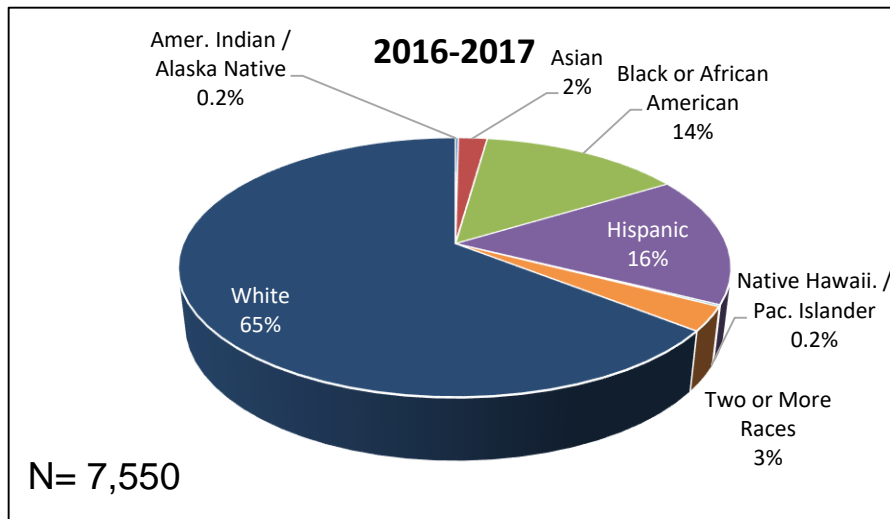
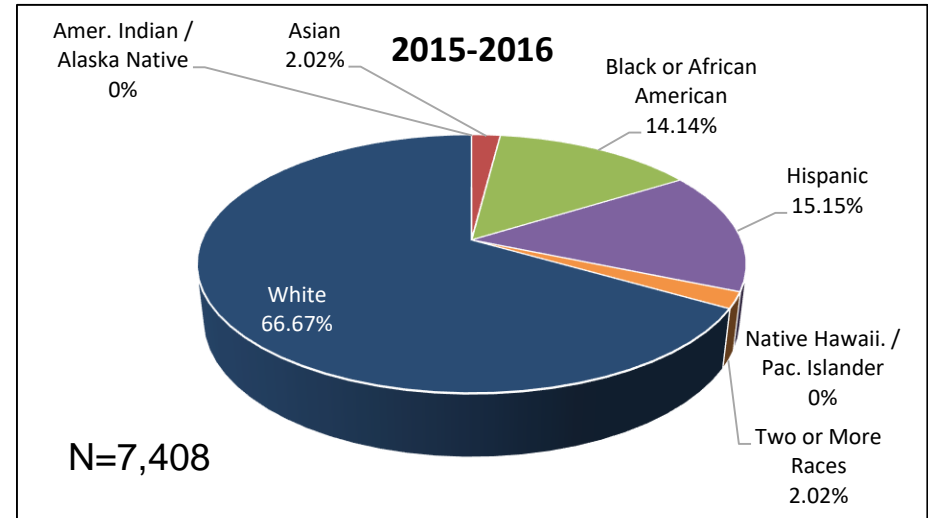
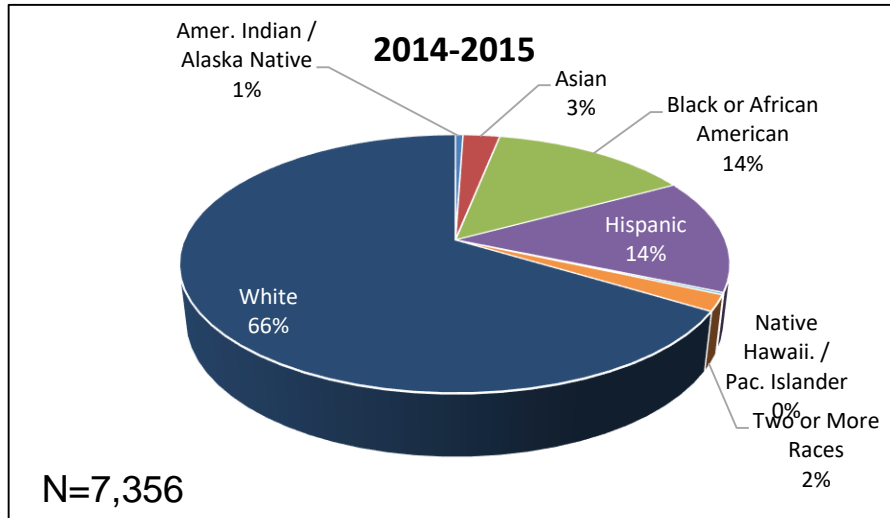
## Enrollment by Race/Ethnicity 2007 – Human Services (Addiction Specialization)



DSC Averages 2017-2018			
Black or African Amer	Hispanic	2 or More Races	White
14%	19%	3%	59%

Excludes individuals whose race / ethnicity is not reported.

## Enrollment by Race/Ethnicity School of Behavioral and Social Sciences



DSC Averages 2017-2018			
Black or African Amer	Hispanic	2 or More Races	White
14%	19%	3%	59%

Excludes individuals whose race / ethnicity is not reported.