

ASSESSMENT DAY

College of Health and Public Services

School of Dental Science

September 30, 2016

Academic Assessment

	LEVEL	FOCUS	CONDUCTED BY	FREQUENCY
Academic Success Committee	Program	<ul style="list-style-type: none"> Quality of assessment practices 	Committee of peers	Years 1 & 2
Instructional Program Review	Program / Cluster	<ul style="list-style-type: none"> Enrollment, retention, completion Industry certifications and job placement Program budget and staffing Advisory committees Curriculum changes 	Committee of peers	Year 3
Assessment Day	Course/ Program	<ul style="list-style-type: none"> Enrollment by demographics Graduation and retention Average class size Course success rate Placement rate SLOs, PLOs and ILOs 	Program Chair and Faculty	Years 1, 2, 3

Programs

[1048 - Dental Assisting \(Limited Access Program\)](#)

[2036 - Dental Hygiene \(Limited Access Program\)](#)

Courses

[DEA0000](#) Introduction to Dental Assisting

[DEA0130](#) Biomedical Science

[DEA0850L](#) Externship I

[DEH1002L](#) Preclinical Dental Hygiene Lab

[DEH1800](#) Clinical Dental Hygiene I

[DEH1802L](#) Dental Hygiene Clinic II

[DEH2702](#) Community Dental Health

[DEH2804L](#) Dental Hygiene Clinic III

[DES0002](#) Dental Anatomy and Physiology

[DES0205](#) Dental Radiology

[DES0844](#) Preventive Dentistry and Nutrition

[DES1100](#) Elements of Dental Materials

[DES1200L](#) Dental Radiography Lab

[DES2600](#) Medical and Dental Emergencies

[DEA0020](#) Chairside Assisting I

[DEA0801](#) Chairside Assisting II

[DEA0851L](#) Externship II

[DEH1133](#) Orofacial Anatomy and Physiology

[DEH1800L](#) Dental Hygiene Clinic I

[DEH2300](#) Pharmacology

[DEH2702L](#) Community Dental Health Lab

[DEH2806](#) Clinical Dental Hygiene IV

[DES0103](#) Dental Materials and Laboratory Procedures

[DES0205L](#) Dental Radiology Lab

[DES1010](#) Head and Neck Anatomy

[DES1100L](#) Elements of Dental Materials Lab

[DES1832L](#) Expanded Functions for the Dental Hygienist

[DEA0020L](#) Chairside Assisting I Lab

[DEA0801L](#) Chairside Assisting II Lab

[DEH1002](#) Preclinical Dental Hygiene

[DEH1602](#) Periodontology

[DEH1802](#) Clinical Dental Hygiene II

[DEH2400](#) General and Oral Pathology

[DEH2804](#) Clinical Dental Hygiene III

[DEH2806L](#) Dental Hygiene Clinic IV

[DES0103L](#) Dental Materials and Laboratory Procedures Lab

[DES0501](#) Practice Management

[DES1054](#) Pain Control and Anesthesia

[DES1200](#) Dental Radiography

[DES1840](#) Preventive Dentistry

Last Assessment Day – Action Items

Assessment Meeting: 09/25/2015

1. Meet with Katrina re: Perkins funds;
2. Add assessment measures where needed (need to have three assessment measure per program outcome);
3. Refer students to Academic Advisors if they are considering dropping the program.

Dental Assisting Program Learning Outcomes

Graduates of the program will be able to:

PO1: Review health histories and obtain vital signs, systemically collect diagnostic data, utilize four-handed dentistry, perform minor laboratory procedures, and provide oral health education.

PO2: Perform a variety of clinical supportive treatments.

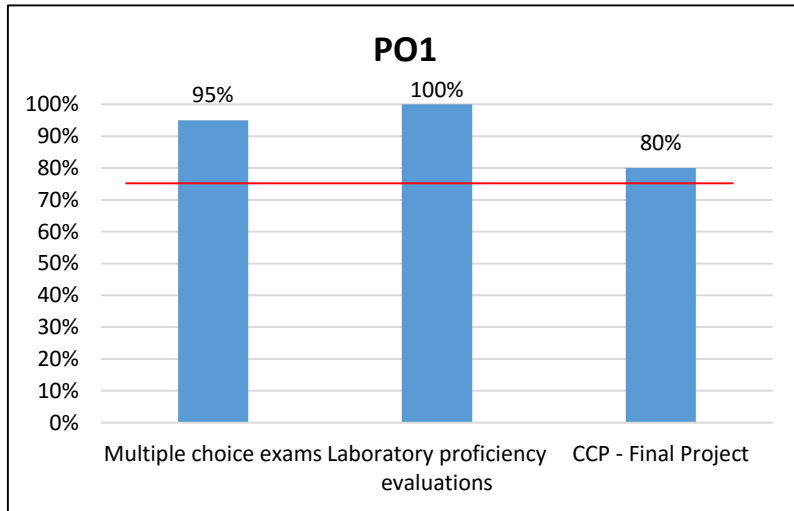
PO3: Demonstrate basic business office procedures.

PO4: Obtain and analyze diagnostically acceptable digital radiographic images on a variety of patients while executing radiation safety measures.

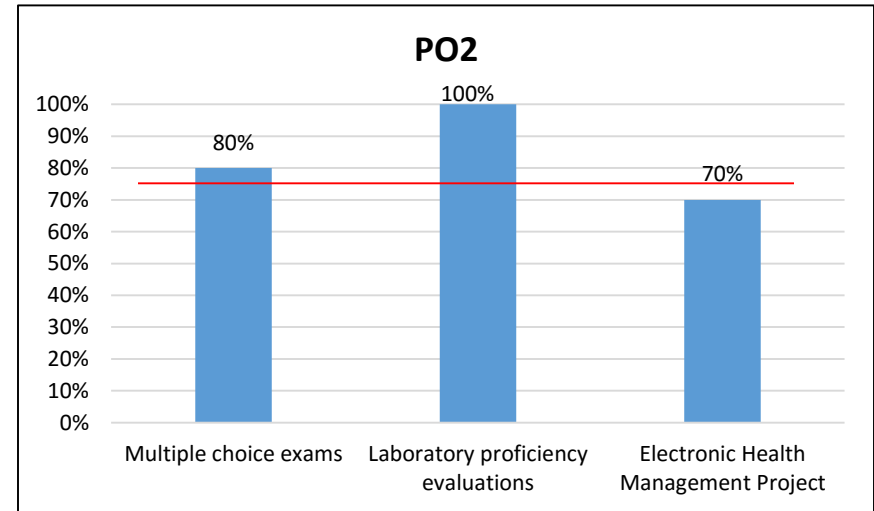
PO5: Manage asepsis utilizing infection and hazard control protocol consistent with published professional guidelines.

Assessment Data 2015-2016

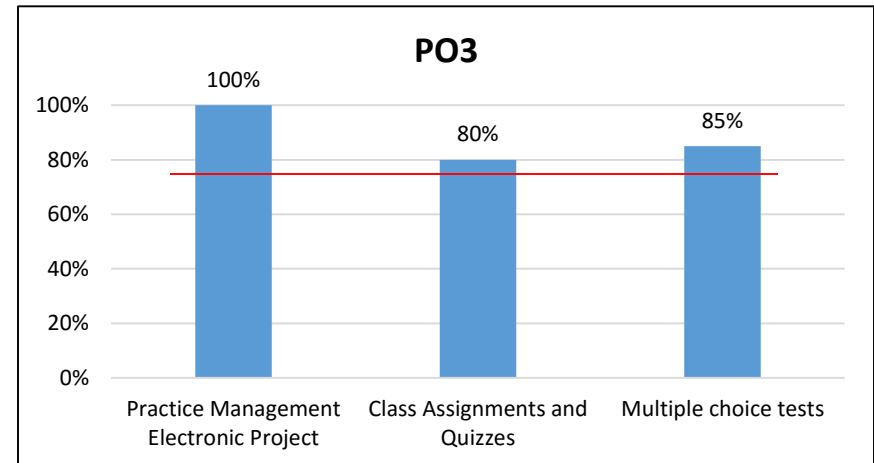
1048 – Dental Assisting



Review health histories and obtain vital signs, systemically collect diagnostic data, utilize four-handed dentistry, perform minor laboratory procedures, and provide oral health education



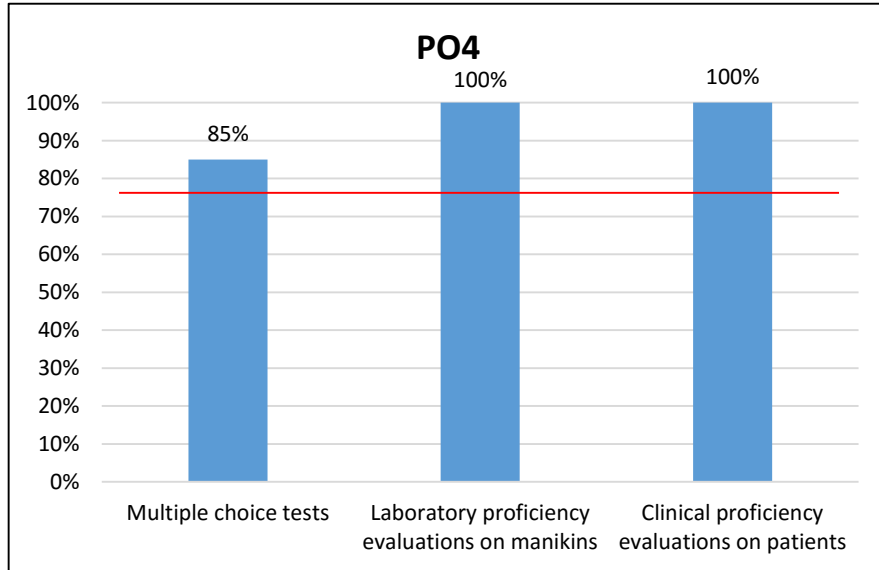
Perform a variety of clinical supportive treatments



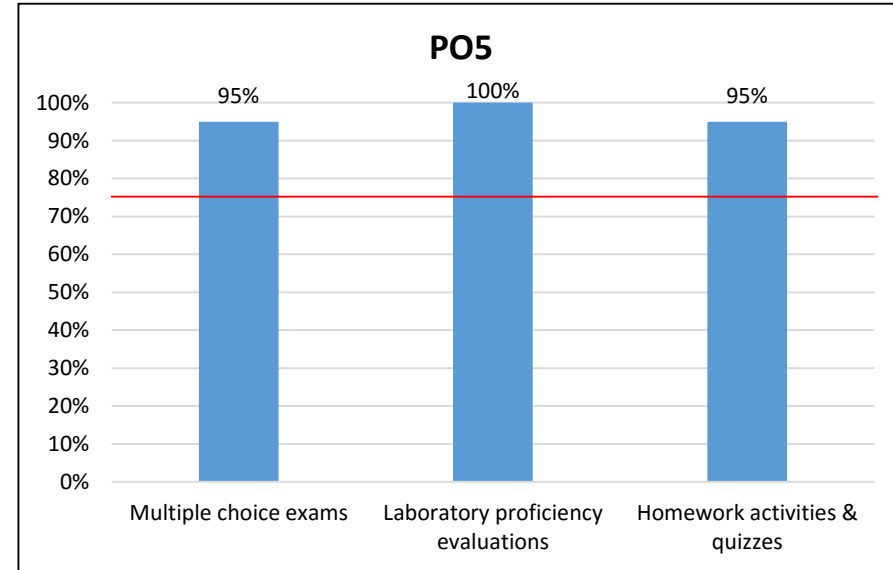
Demonstrate basic business office procedures

Assessment Data 2015-2016

1048 – Dental Assisting



Obtain and analyze diagnostically acceptable digital radiographic images on a variety of patients while executing radiation safety measures



Manage asepsis utilizing infection and hazard control protocol consistent with published professional guidelines

Dental Hygiene Program Learning Outcomes

Graduates of the program will be able to:

PO1: Apply the dental hygiene process of care and problem solving strategies to provide dental hygiene care for patients of all age groups, medically compromised, and all types of periodontal disease classifications.

PO2: Demonstrate interpersonal and communications skills to effectively interact with diverse population groups.

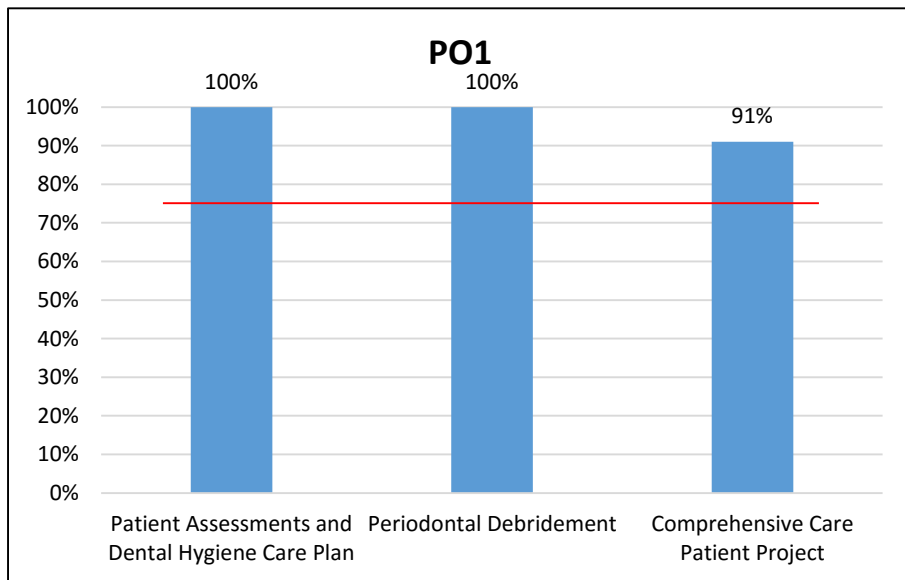
PO3: Apply ethical, legal, and regulatory concepts to the provision and/or support of oral health care services.

PO4: Apply self-assessment skills to prepare for life-long learning as a foundation for maintaining competency and quality assurance.

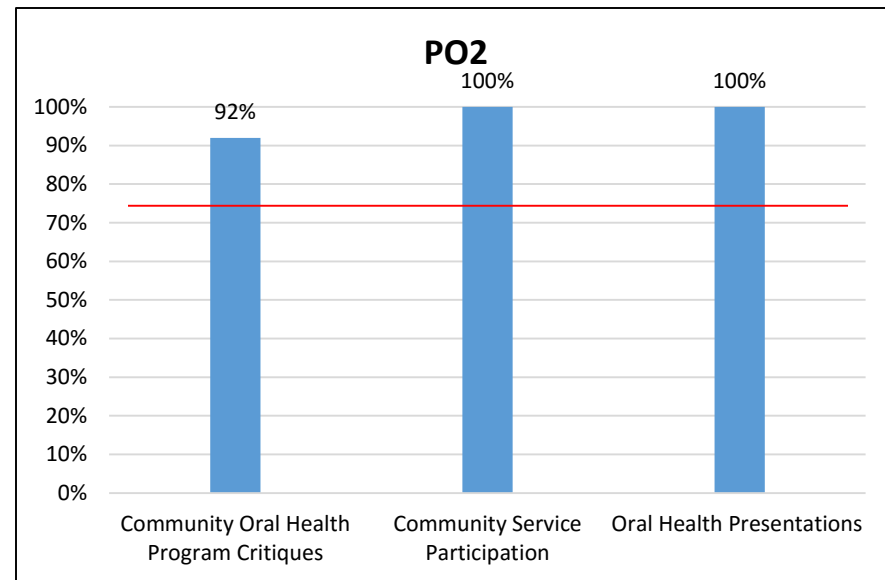
PO5: Evaluate current scientific literature as a basis for life-long learning, evidence-based practice and as a foundation for adapting to changes in health care.

Assessment Data 2015-2016

2036 – Dental Hygiene



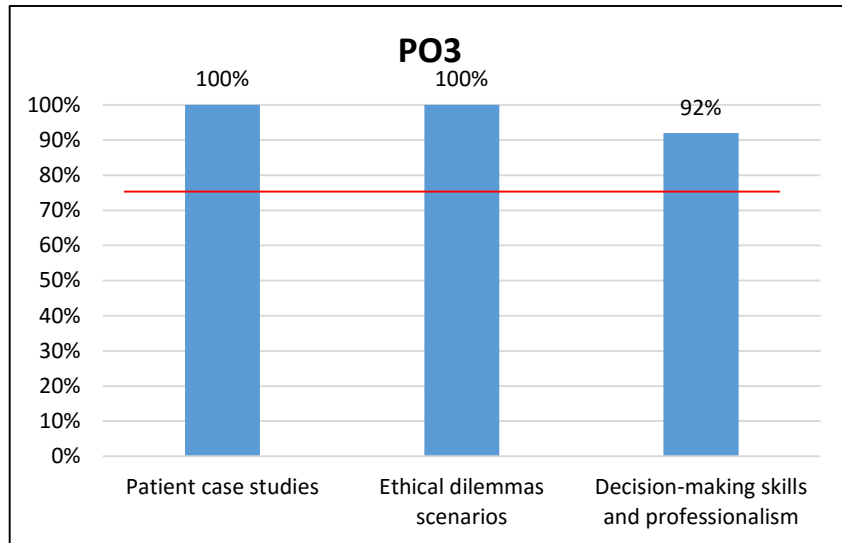
Apply the dental hygiene process of care and problem solving strategies to provide dental hygiene care for patients of all age groups, medically compromised, and all types of periodontal disease classifications



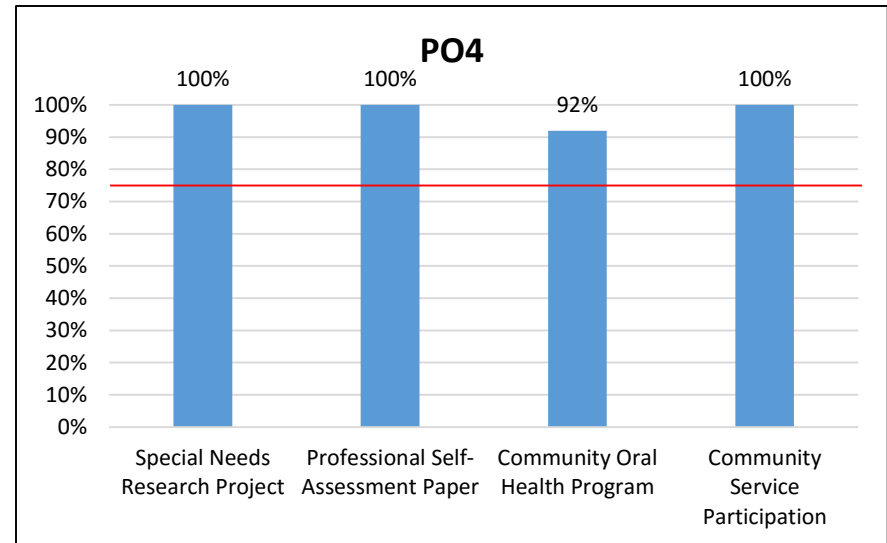
Demonstrate interpersonal and communications skills to effectively interact with diverse population groups

Assessment Data 2015-2016

2036 – Dental Hygiene



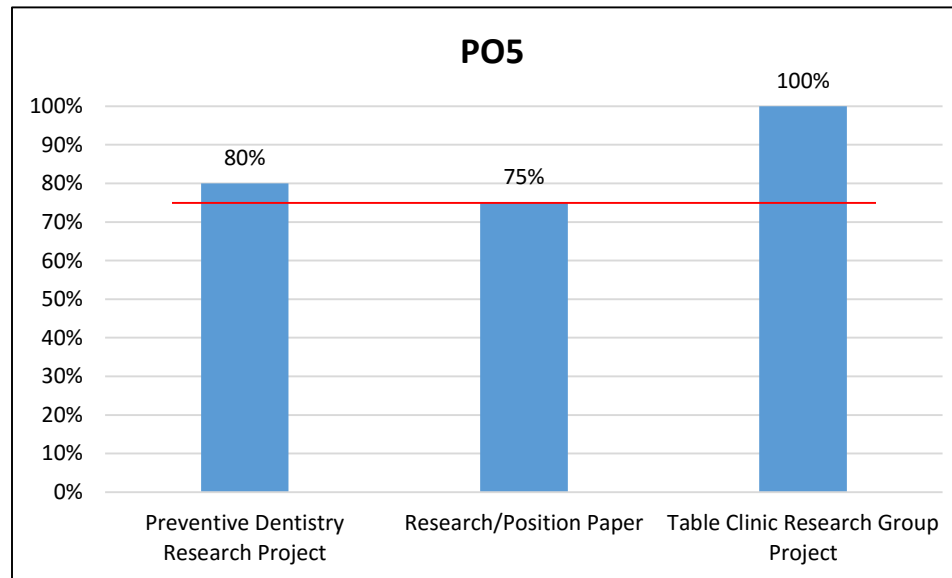
Apply ethical, legal, and regulatory concepts to the provision and/or support of oral health care services



Apply self-assessment skills to prepare for life-long learning as a foundation for maintaining competency and quality assurance

Assessment Data 2015-2016

2036 – Dental Hygiene



Evaluate current scientific literature as a basis for life-long learning, evidence-based practice and as a foundation for adapting to changes in health care

Assessment Data 2015-2016
Program vs. Institutional Learning Outcomes

Program	Critical/ Creative Thinking	Communication	Cultural Literacy	Information and technical Literacy
1048 – Dental Assisting	100%	100%	100%	100%
2036 – Dental Hygiene	97.8%	100%	94.1%	96.3%

Assessment Data 2014-2015
Program vs. Institutional Learning Outcomes

Program	Critical/ Creative Thinking	Communication	Cultural Literacy	Information and technical Literacy
1048 – Dental Assisting	97.5%	100%	96.8%	96.6%
2036 – Dental Hygiene	91.4%	92.9%	93.5%	100%

Course Success Rates

Major	Course and Instructional Method		2012-2013		2013-2014		2014-2015		2015-2016	
			# Attempted	% Successful	# Attempted	% Successful	# Attempted	% Successful	# Attempted	% Successful
1048 - Dental Assisting at Daytona Campus	DEA0000	Online	45	82%	46	74%	59	76%	43	65%
	DEA0020	Lecture	23	100%	22	95%	22	91%	20	100%
	DEA0130	Online	23	100%	20	100%	19	100%	20	95%
	DEA0801	Lecture	23	100%	20	100%	19	100%	20	100%
	DEA0850L	OJT	23	100%	20	100%	19	100%	20	100%
	DEA0851L	OJT	15	100%	23	100%	20	100%	19	100%
	DES0002	Online	23	100%	21	95%	22	95%	21	95%
	DES0103	Lecture	23	100%	22	95%	22	95%	20	100%
	DES0205	Lecture	23	100%	21	95%	22	95%	20	100%
	DES0501	Lecture	23	100%	20	100%	19	100%	20	100%
	DES0844	Lecture	23	100%	19	100%	19	100%	20	100%
	Major		267	97%	254	94%	262	93%	243	93%

■ Indicates a success rate of 90% or higher
■ Indicates a success rate between 70% and 89%
■ Indicates a success rate below 70%

Course Success Rates

Major	Course and Instructional Method		2012-2013		2013-2014		2014-2015		2015-2016	
			# Attempted	% Successful	# Attempted	% Successful	# Attempted	% Successful	# Attempted	% Successful
2036 - Dental Hygiene at DeLand Campus	DEH1002	Lecture	14	93%	15	80%	15	87%	17	88%
	DEH1133	Hybrid	16	100%	16	94%	16	94%	17	100%
	DEH1602	Lecture	13	92%	12	92%	11	100%	16	100%
	DEH1800	Lecture	13	92%	12	92%	11	100%	16	100%
	DEH1802	Lecture	12	100%	12	100%	11	100%	10	100%
	DEH2300	Lecture	12	92%	13	100%	10	90%	12	100%
	DEH2400	Lecture	12	100%	12	92%	11	100%	11	100%
	DEH2702	Lecture	12	100%	10	100%	11	100%	12	100%
	DEH2804	Lecture	12	100%	12	100%	10	100%	11	100%
	DEH2806	Lecture	12	100%	10	100%	11	100%	12	100%
	DES1010	Lecture	15	93%	15	80%	15	80%	18	89%
	DES1054	Lecture	14	93%	12	92%	11	91%	16	100%
	DES1100	Online	11	100%	6	83%	5	100%	9	100%
	DES1200	Lecture	7	86%	9	67%	15	87%	17	88%
	DES1832L	Lab	13	38%	12	92%	11	100%	16	100%
	DES1840	Lecture	14	93%	15	80%	15	87%	17	88%
DES2600	Online	12	100%	11	100%	10	100%	11	100%	
Major		214	93%	204	91%	199	94%	238	97%	

■ Indicates a success rate of 90% or higher
■ Indicates a success rate between 70% and 89%
■ Indicates a success rate below 70%

Course Success Rates by Instructional Method

Major and Instructional Method		2012-2013		2013-2014		2014-2015		2015-2016	
		Attempted	% Successful	Attempted	% Successful	Attempted	% Successful	Attempted	% Successful
1048 - Dental Assisting	Lab	92	100%	85	96%	85	95%	80	100%
	Lecture	138	100%	124	98%	123	97%	120	100%
	OJT	38	100%	43	100%	39	100%	39	100%
	Online	91	91%	87	85%	100	85%	84	80%
	Major	359	98%	339	94%	347	93%	323	95%
2036 - Dental Hygiene	Hybrid	16	100%	16	94%	16	94%	17	100%
	Lab	108	88%	101	88%	107	90%	124	93%
	Lecture	162	95%	159	90%	157	93%	185	96%
	Online	23	100%	17	94%	15	100%	20	100%
	Major	309	93%	293	90%	295	92%	346	95%
Total		668	96%	632	92%	642	93%	669	95%
DSC	Hybrid		82%		81%		83%		81%
	Lecture		77%		77%		78%		80%
	Online		76%		75%		76%		78%

■ Indicates a success rate of 90% or higher
■ Indicates a success rate between 70% and 89%
■ Indicates a success rate below 70%

Course Success Rates by Session/Sub-session

Major, Associated Courses and Sub-session			2012-2013		2013-2014		2014-2015		2015-2016		
			Attempted	% Successful	Attempted	% Successful	Attempted	% Successful	Attempted	% Successful	
1048 - Dental Assisting	DEA0000	FA B term					17	59%	23	65%	
		A term							20	65%	
		SP	B term			26	69%	23	83%		
			Full term	25	84%						
			Session	25	84%	26	69%	23	83%	20	65%
		SU Full term	20	80%	20	80%	19	84%			
		Course Total	45	82%	46	74%	59	76%	43	65%	
	DES0002	FA Full term	23	100%	21	95%	22	95%			
		SU Full term							21	95%	
		Course	23	100%	21	95%	22	95%	21	95%	
Major			68	88%	67	81%	81	81%	64	75%	

■ Indicates a success rate of 90% or higher
■ Indicates a success rate between 70% and 89%
■ Indicates a success rate below 70%

Average Class Size by Course

Major	Course and Instructional Method		2012-2013		2013-2014		2014-2015		2015-2016	
			Sections	Avg. Size	Sections	Avg. Size	Sections	Avg. Size	Sections	Avg. Size
1048 - Dental Assisting at Daytona Campus	DEA0000	Online	2	23	2	23	3	20	2	22
	DEA0020	Lecture	1	23	1	22	1	22	1	20
	DEA0130	Online	1	23	1	20	1	19	1	20
	DEA0801	Lecture	1	23	1	20	1	19	1	20
	DEA0850L	OJT	1	23	1	20	1	19	1	20
	DEA0851L	OJT	1	15	1	23	1	20	1	19
	DES0002	Online	1	23	1	21	1	22	1	21
	DES0103	Lecture	1	23	1	22	1	22	1	20
	DES0205	Lecture	1	23	1	21	1	22	1	20
	DES0501	Lecture	1	23	1	20	1	19	1	20
	DES0844	Lecture	1	23	1	19	1	19	1	20
		Major		12	22	12	21	13	20	12

Years are reporting years, SU-SP.

Blank cells or missing years indicate no enrollment.

To prevent data from skewing, excludes, labs, clinicals, private/performance, open lab, co-op, DIS, and internships.

Source: IR Program Assessment Data

Average Class Size by Course

Major	Course and Instructional Method		2012-2013		2013-2014		2014-2015		2015-2016	
			Sections	Avg. Size	Sections	Avg. Size	Sections	Avg. Size	Sections	Avg. Size
2036 - Dental Hygiene at DeLand Campus	DEH1002	Lecture	1	14	1	15	1	15	1	17
	DEH1133	Hybrid	1	16	1	16	1	16	1	17
	DEH1602	Lecture	1	13	1	12	1	11	1	16
	DEH1800	Lecture	1	13	1	12	1	11	1	16
	DEH1802	Lecture	1	12	1	12	1	11	1	10
	DEH2300	Lecture	1	12	1	13	1	10	1	12
	DEH2400	Lecture	1	12	1	12	1	11	1	11
	DEH2702	Lecture	1	12	1	10	1	11	1	12
	DEH2804	Lecture	1	12	1	12	1	10	1	11
	DEH2806	Lecture	1	12	1	10	1	11	1	12
	DES1010	Lecture	1	15	1	15	1	15	1	18
	DES1054	Lecture	1	14	1	12	1	11	1	16
	DES1100	Online	1	11	1	6	1	5	1	9
	DES1200	Lecture	1	7	1	9	1	15	1	17
	DES1832L	Lab	1	13	1	12	1	11	1	16
	DES1840	Lecture	1	14	1	15	1	15	1	17
	DES2600	Online	1	12	1	11	1	10	1	11
Major			17	13	17	12	17	12	17	14

Instructional Method	2015-2016 Average Size
Hybrid	21
Lecture	22
Online	30
College Total	25

Years are reporting years, SU-SP.

Blank cells or missing years indicate no enrollment.

To prevent data from skewing, excludes, labs, clinicals, private/performance, open lab, co-op, DIS, and internships.

Licensing Exam

	2008/09	2009/10	2010/11	2011/12	2012/13	2013/14	2014/15
Dental Hygiene	83%	92%	100%	100%	100%	100%	100%

Source: Daytona State Department Chairs are solicited for this data.

Graduation Rates

Major	Fall Term	Registered in First Course	Graduation			
			Graduated within 150% Time	Graduation Rate	Graduated within 200% Time	Graduation Rate
1048- Dental Assisting	FA12	23	23	100.0%	23	100.0%
	FA13	22	20	90.9%	21	95.5%
	FA14	22	19	86.4%	19	86.4%
	FA15 – In Progress	20	18	90.0%	18	90.0%
2036- Dental Hygiene	FA10	13	9	69.2%	9	69.2%
	FA11	15	11	73.3%	11	73.3%
	FA12	16	11	68.8%	11	68.8%
	FA13 – In Progress	16	11	68.8%	11	68.8%

Less than College average (150%- 44.8%, 200%- 49.23%)

First Course- 1048- DEA0020, 2036- DEH1133

Fall terms include prior Summer term enrollment in major.

Source: IR Program Assessment Data

Retention Rates

Major	Fall Term	Registered	Excluded	Adjusted Cohort	Retained by DSC		Retained by Program		Retained by College
					N	%	N	%	%
1048 DENTAL ASSISTING*	2011	21	15	6	0	0%	0	0%	0%
	2012	24	24	0	NA		NA		NA
	2013	24	20	4	2	50%	1	25%	75%
	2014	24	19	5	1	20%	2	40%	60%
2036 DENTAL HYGIENE	2011	32	10	22	1	5%	15	68%	73%
	2012	30	11	19	1	5%	14	74%	79%
	2013	30	10	20	2	10%	14	70%	80%
	2014	31	11	20	-	-	12	60%	60%

Less than College average (FT- 60.48%, PT- 52.08%)

*Dental Assisting's program length and graduation rate prevent the calculation of meaningful fall-to-fall retention rates.

Registered - Includes all students enrolled in the fall term of the specified year, with the specified program as their primary major.

Exclusions - Includes students who are deceased or graduated fall of the specified year or the following spring or summer.

Not retained - Students who were not registered the following fall term.

Retained by DSC - Students who were still registered at DSC the following fall but with a different primary major.

Retained by Program - Students who were registered the following fall with the same primary major.

Source: IR Program Assessment Data

Placement Rates										
Program Title	Major	2010/11		2011/12		2012/13		2013/14		Average Annual Salary
		DSC%	FCS%	DSC%	FCS%	DSC%	FCS%	DSC%	FCS%	
Dental Hygiene	2036	100%	92%	90%	93%	91%	84%	89%	87%	\$**,***
Dental Assisting	1048	75%	75%	64%	69%	93%	78%	80%	76%	\$29,156

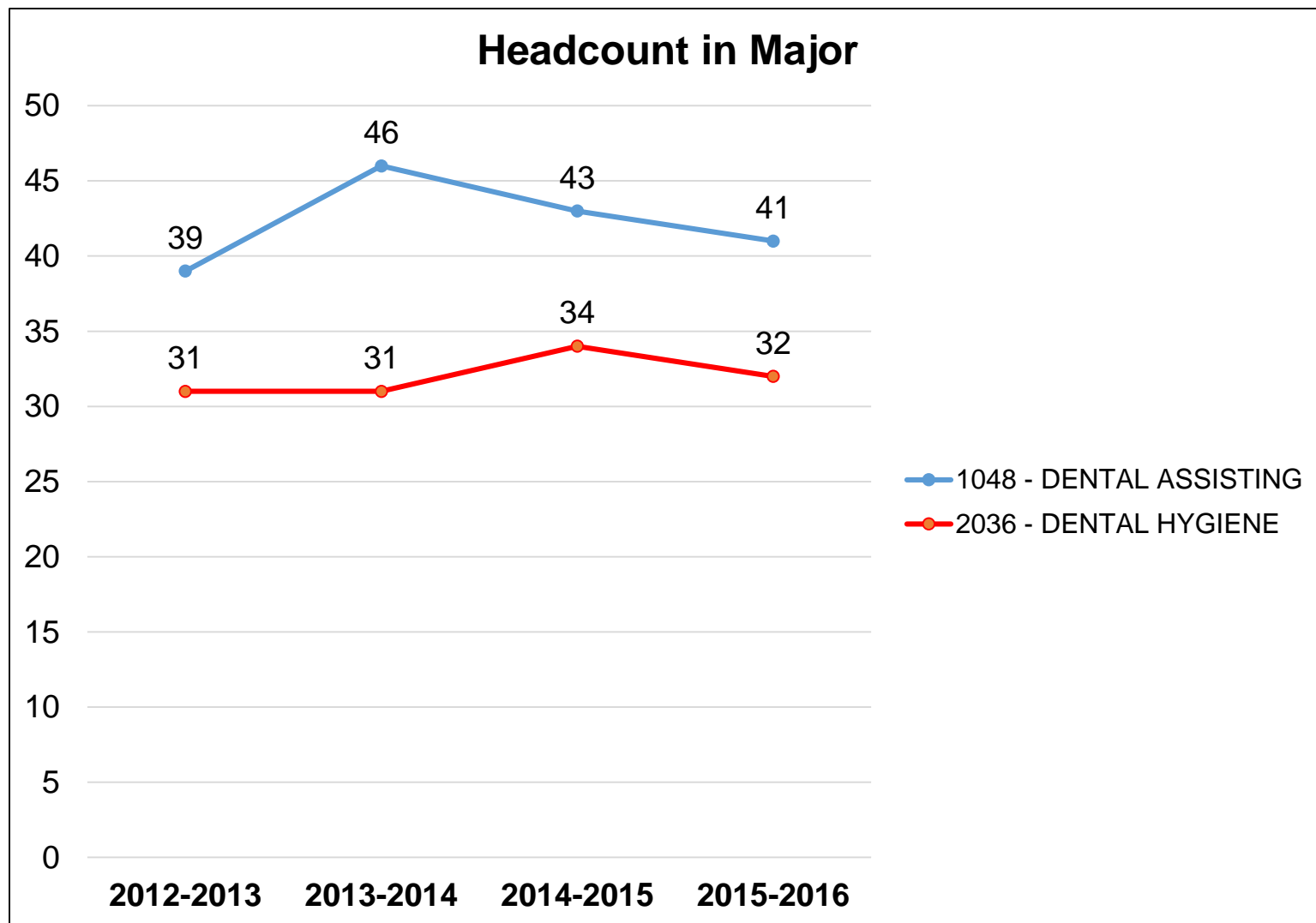
Source: Florida Education Training Placement Information Program (FETPIP)

■ Indicates the College average above the State Averages
■ Indicates the College average same as the State Averages
■ Indicates the College average below the State Averages

*Currently Inactive Program

N/A - No placement data for the program.

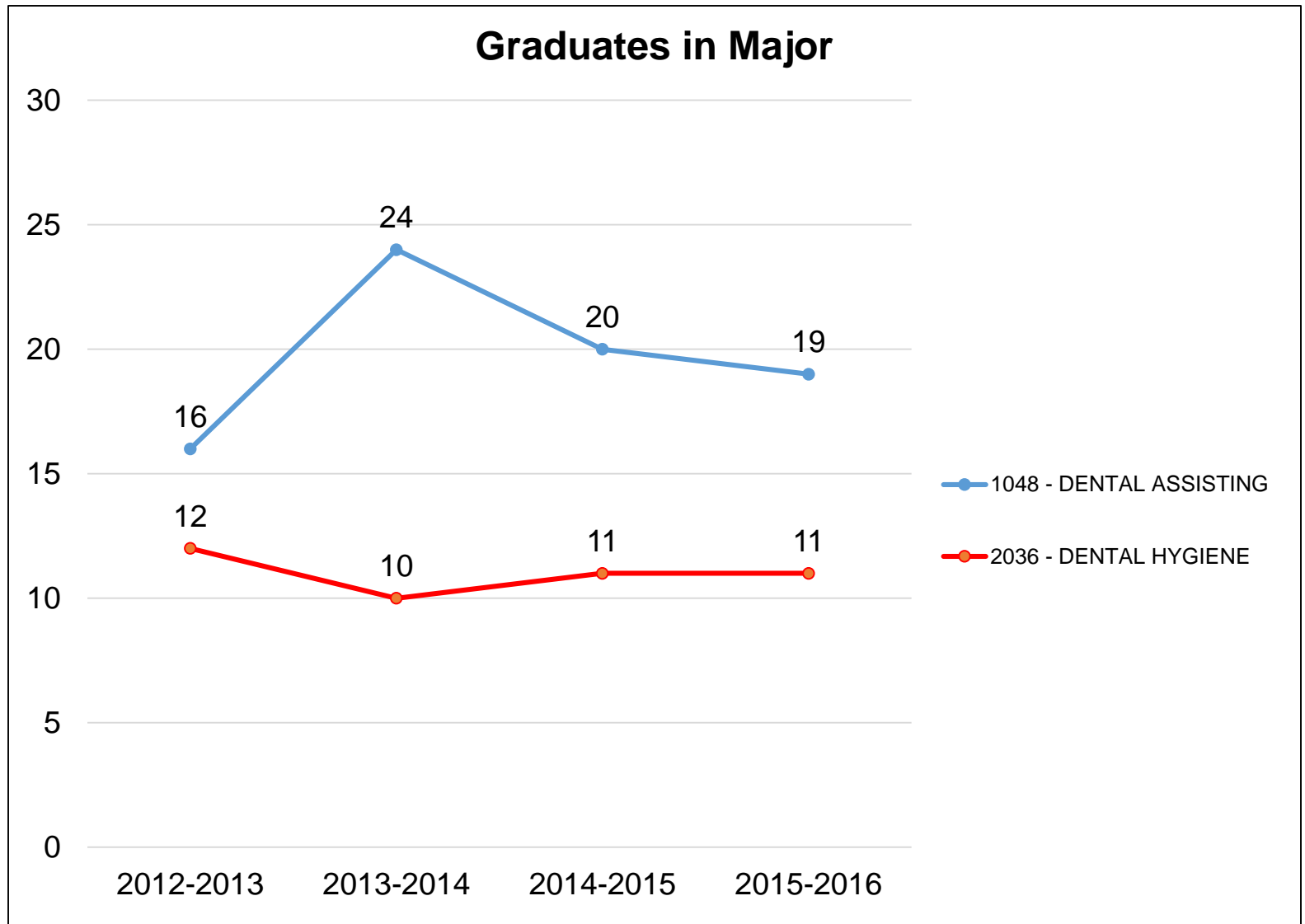
\$**,*** Less than 10 graduates found employed.

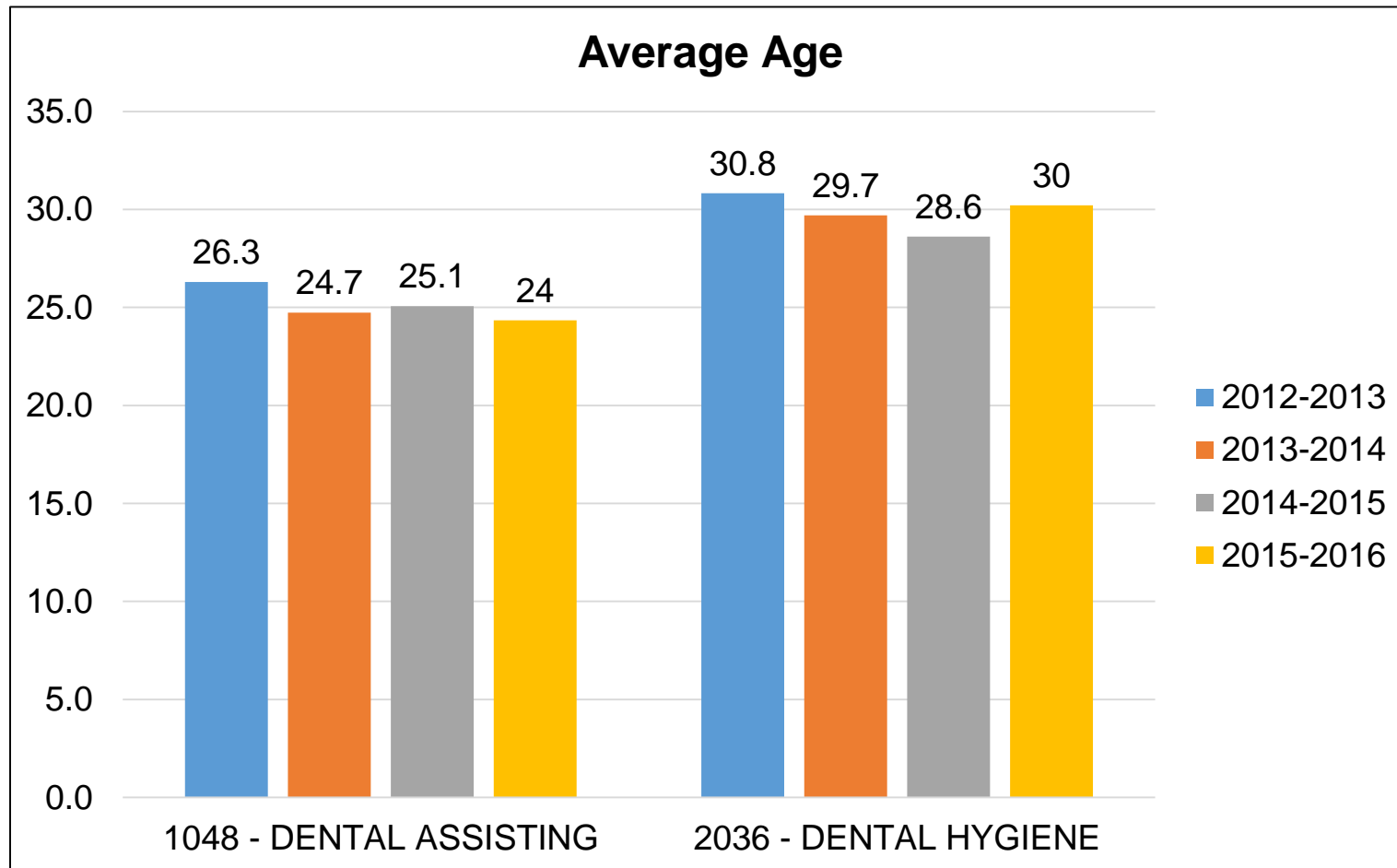


College Enrollment Decreased: 7.9%(12/13); 3%(13/14); 0.73%(14/15); 1.14% (15/16)

Source: IR Program Assessment Data

Students are duplicated across programs, unduplicated in the total.

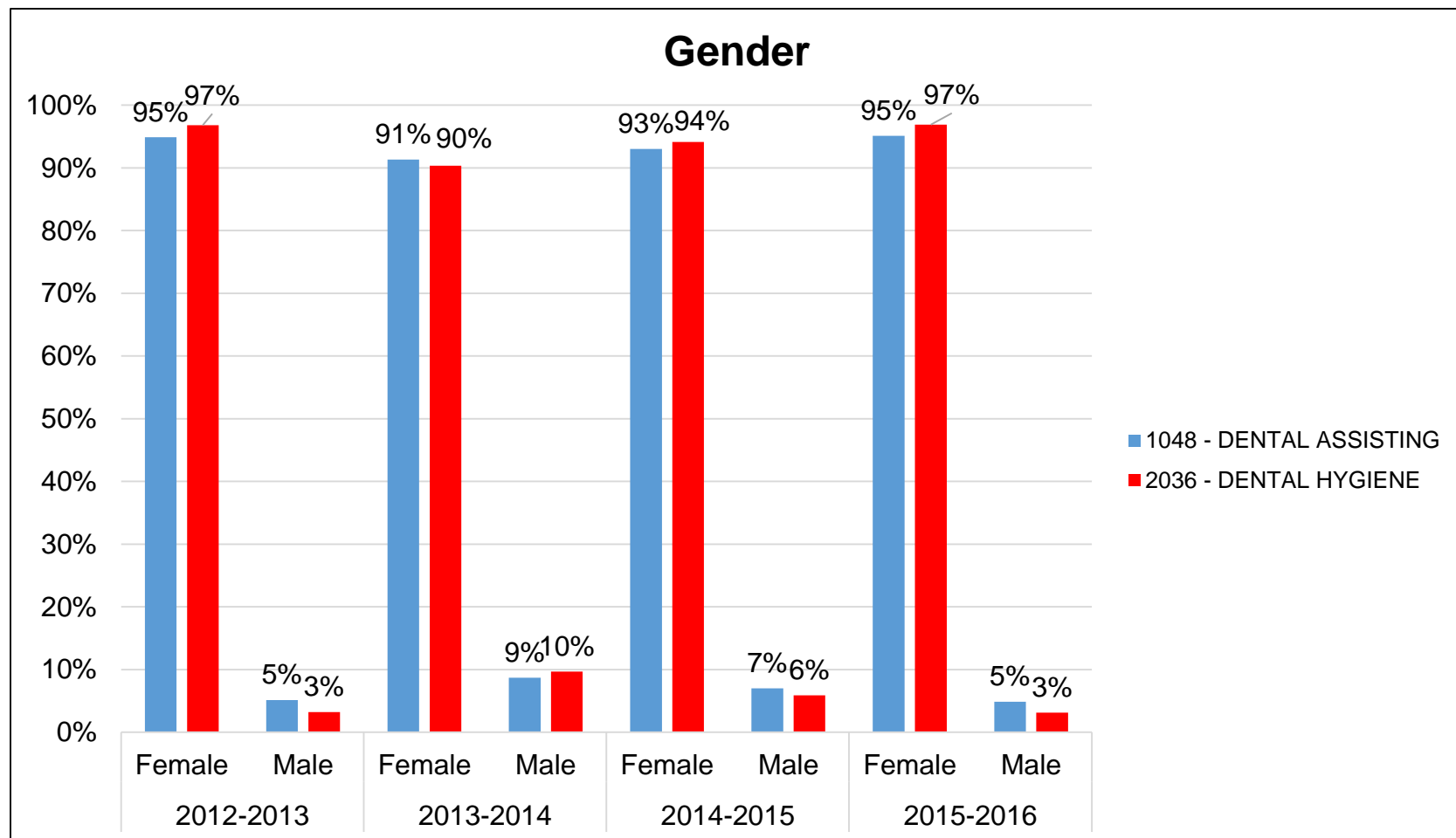




Major	2012-2013	2013-2014	2014-2015	2015-2016
All Programs	28.6	27.5	27.1	28
Daytona State College	26.7	26.6	26.4	26

Source: IR Program Assessment Data

Calculation excludes individuals whose birthdates are not reported.

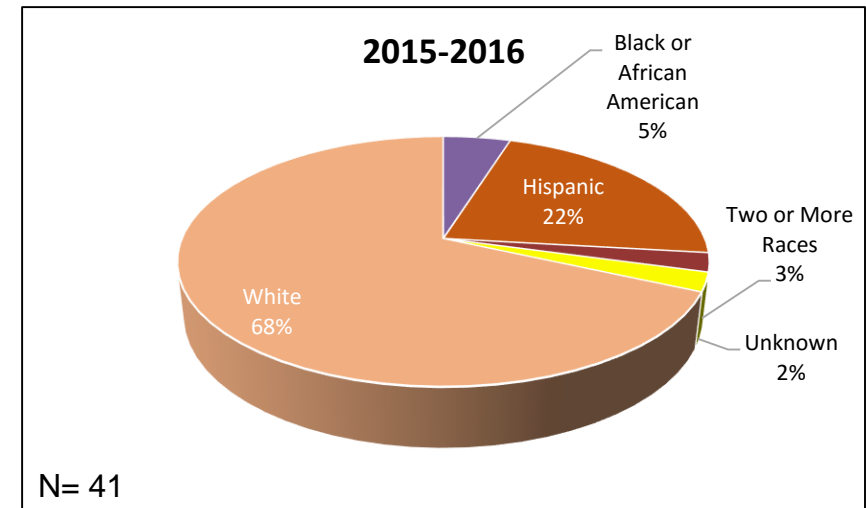
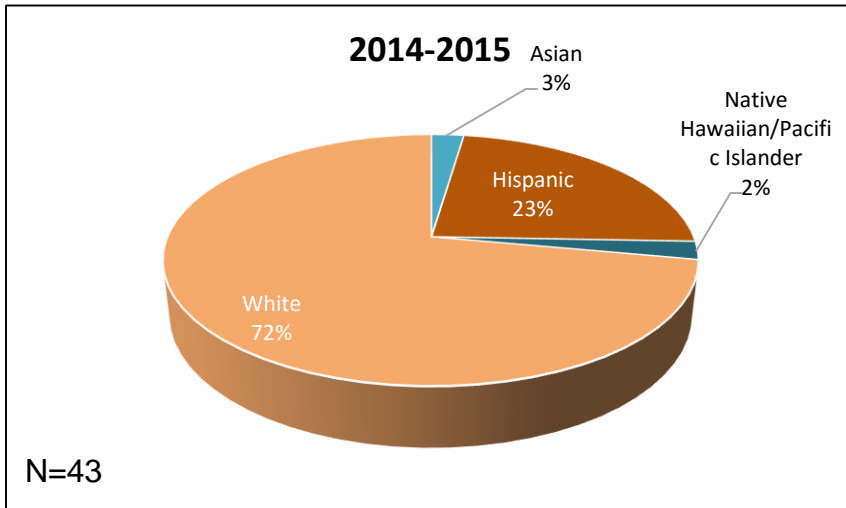
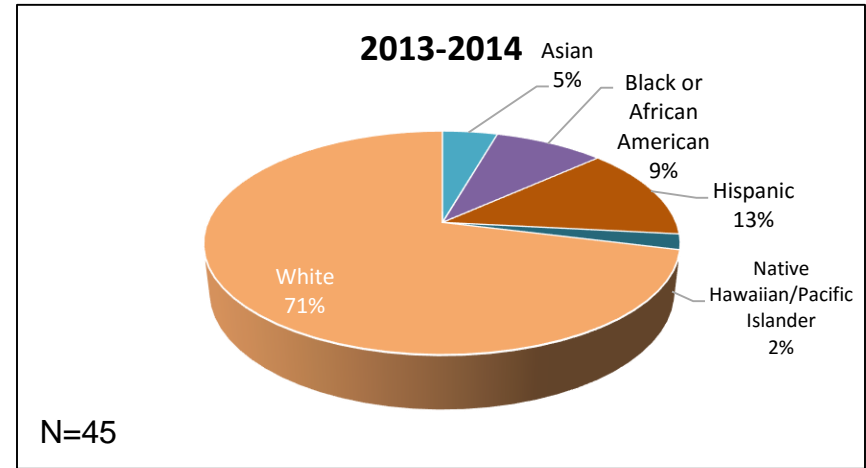
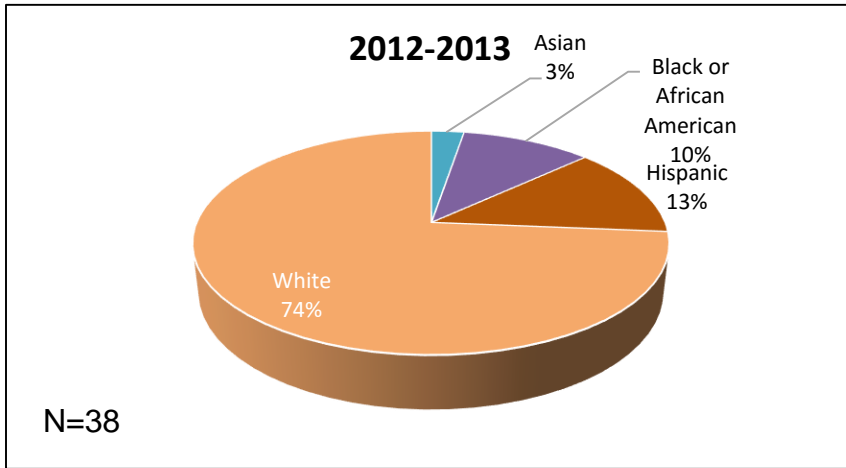


Major	2012-2013		2013-2014		2014-2015		2015-2016	
	Female	Male	Female	Male	Female	Male	Female	Male
Daytona State College	60%	40%	59%	41%	60%	40%	60%	40%

Excludes individuals whose gender is not reported.

Source: IR Program Assessment Data

Race / Ethnicity Dental Assisting #104800

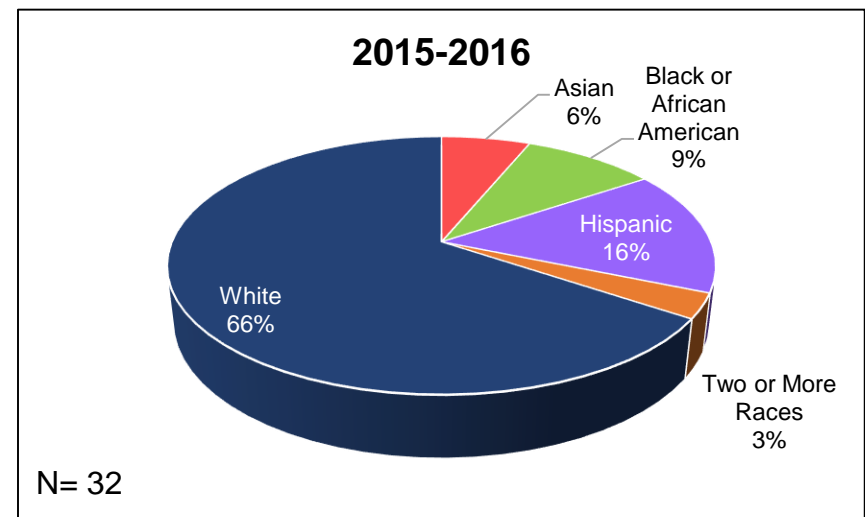
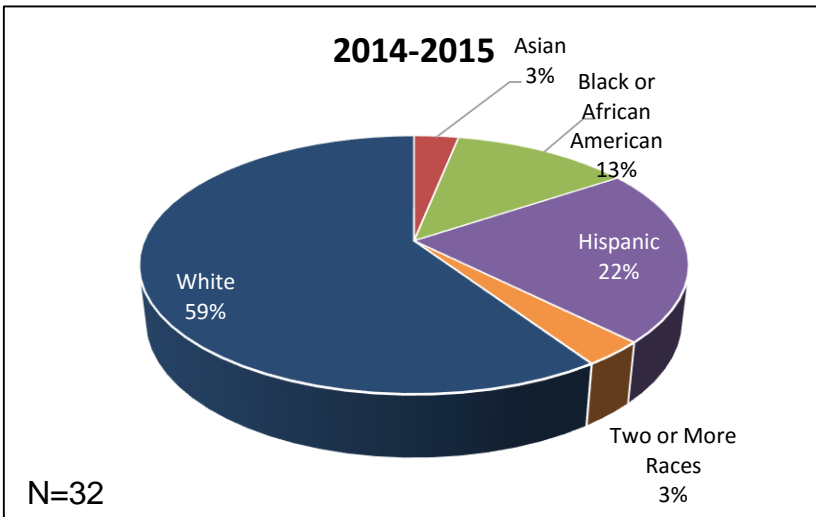
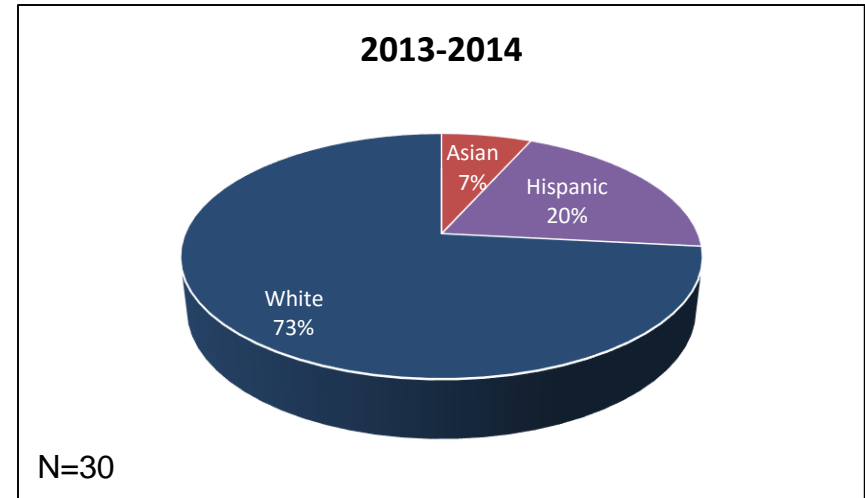
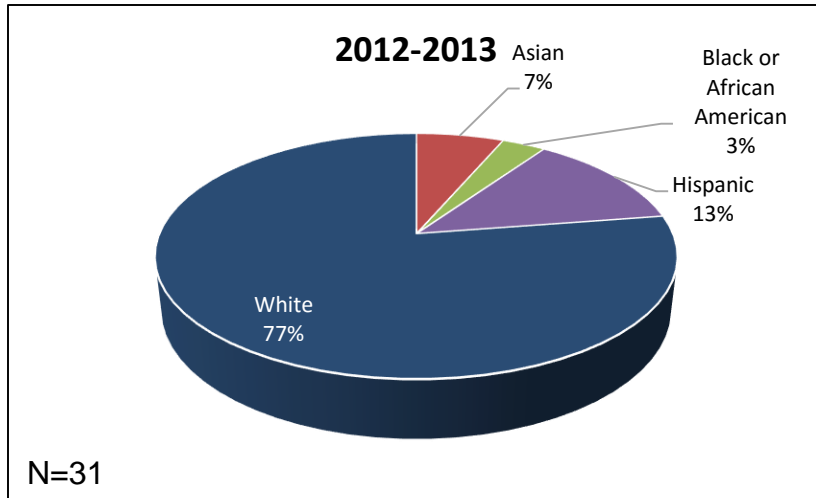


DSC Averages 2015-2016

Amer Indian/ Alaska Native	Asian	Black or African Amer	Hispanic	Nat Hawaiian Pacif Islander	2 or More Races	White
0%	2%	14%	14%	0%	2%	66%

Excludes individuals whose race / ethnicity is not reported.

Race / Ethnicity Dental Hygiene #203600



DSC Averages 2015-2016

Amer Indian/ Alaska Native	Asian	Black or African Amer	Hispanic	Nat Hawaiian Pacif Islander	2 or More Races	White
0%	2%	14%	14%	0%	2%	66%

Excludes individuals whose race / ethnicity is not reported.

Source: IR Program Assessment Data